



STMP15X-SHIELD

User Manual

Rev.1.0 October 2022

olimex.com


Table of Contents

What is STMP15X-SHIELD.....	3
STMP15X-SHIELD ordering options.....	4
STMP15X-SHIELD Open Source Licensee.....	5
STMP15X-SHIELD software installation.....	6
STMP15X-SHIELD connector pinout description:.....	7
STMP15X-SHIELD schematic.....	9
STMP15X-SHIELD schematic on GitHub.....	9
Revision History.....	10

What is STMP15X-SHIELD

[STMP15X-SHIELD](#) is Open Source Hardware Industrial grade -25+85°C development board compatible with [STMP157-OLinuXino](#) and adds:

- two UEXT connectors
- 40 pin GPIO connector with 0.1" step (2.54 mm) step
- micro SD card connector



STMP15X-SHIELD ordering options

STMP15X-SHIELD can be ordered as:

- [STMP15X-SHIELD](#)

Additional accessories:

Micro SD cards: [MICRO-SD-CLASS10](#)

UEXT cables: [CABLE-IDC10-15cm](#)

UEXT modules: [UEXT-MODULES](#)

Jumper wires: [JW-200x10-FE](#), [JW-200x10-FM](#)

STMP15X-SHIELD Open Source Licensee

STMP15X-SHIELD is Open Source Hardware.

The Hardware files are released under [CERN OSHW licensee](#).

The software is released under [GPL 3 licensee](#).

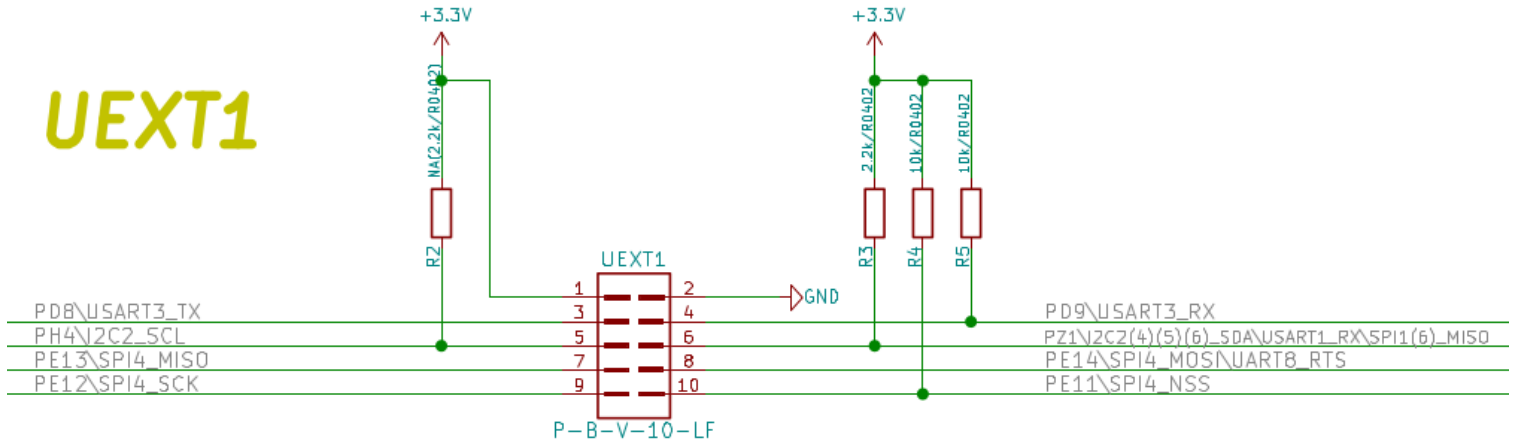
The documentation is released under [CC BY-SA 3.0 licensee](#).

STMP15X-SHIELD software installation

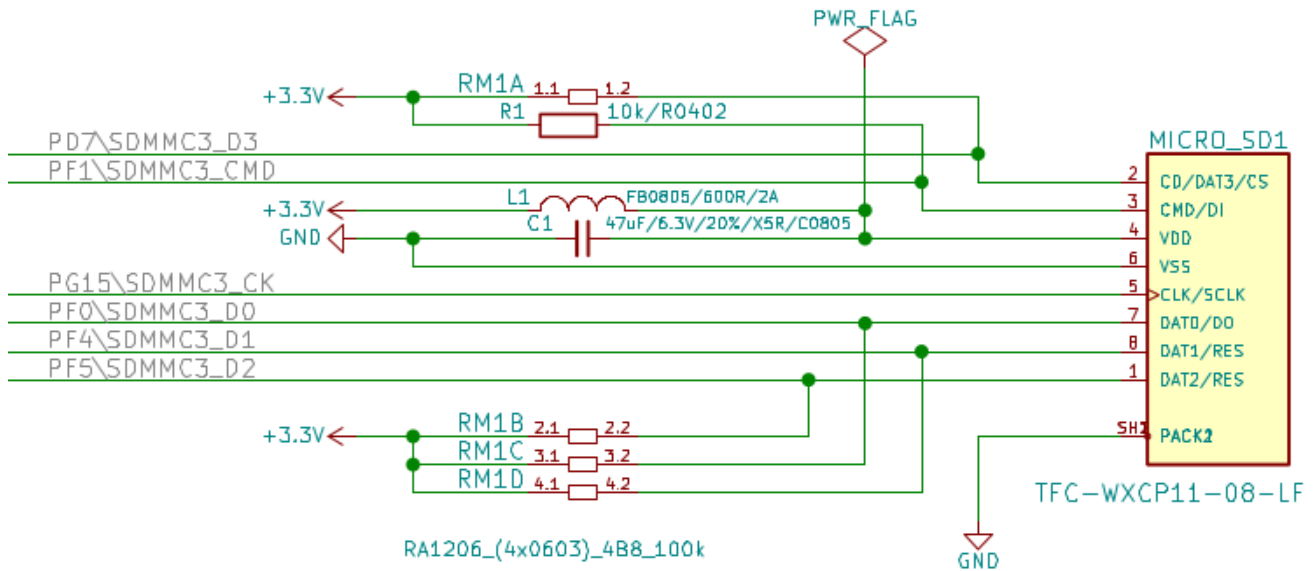
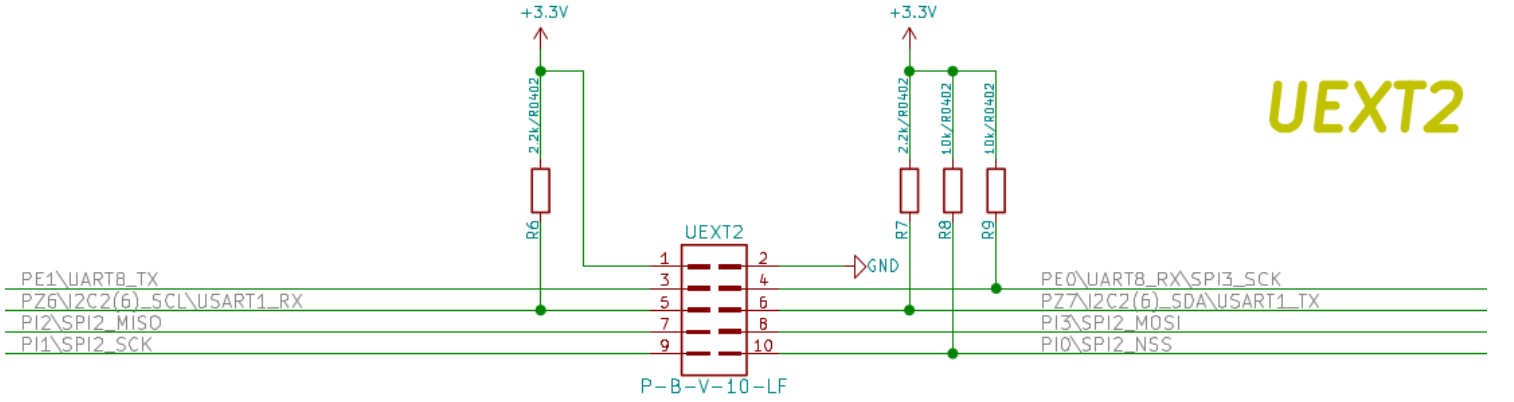
STMP15X-SHIELD overlays are set by default in [OLIMAGE](#) Linux generated images.

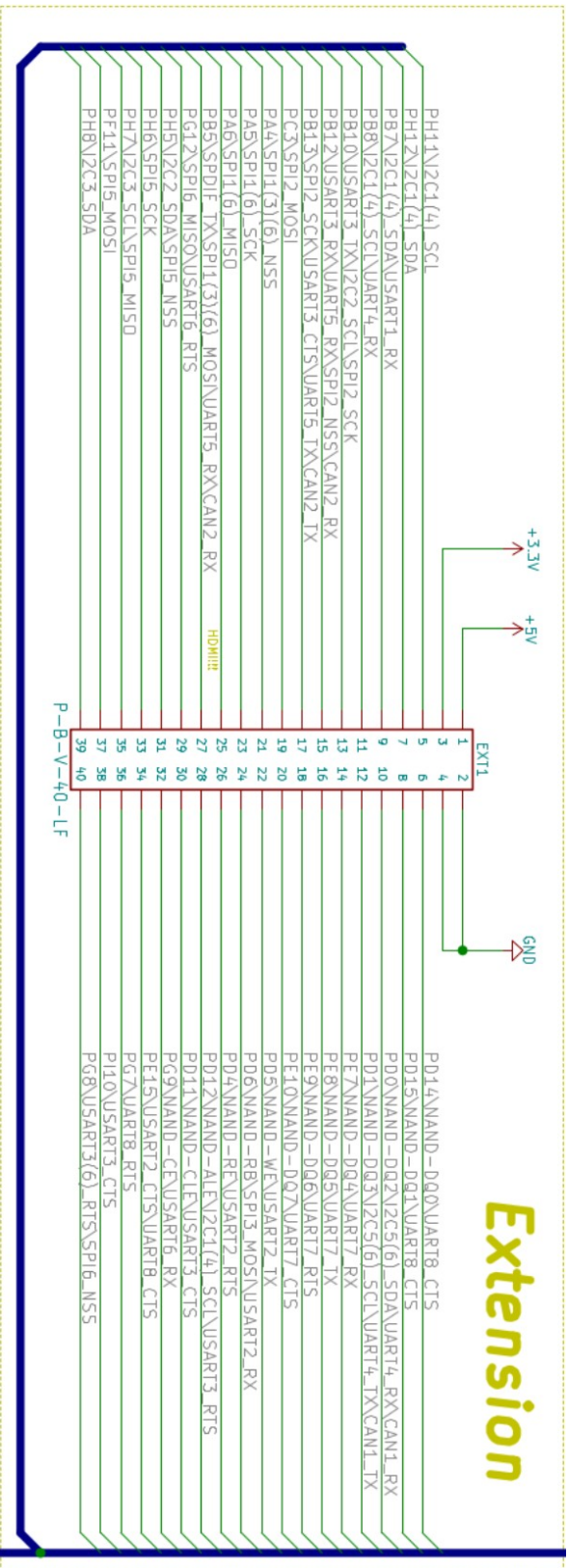
STMP15X-SHIELD connector pinout description:

UEXT1



UEXT2





STMP15X-SHIELD schematic

STMP15X-SHIELD schematic on [GitHub](#)