

The ATC Diversified **SLA Series** is designed to protect 3-phase equipment against PHASE LOSS, UNDER VOLTAGE, and PHASE REVERSAL conditions.

With normal operating voltages applied in the proper ABC sequence, the internal relay will energize (PICK-UP). When incorrect phase sequence or phase loss occurs or the three-phase voltages fall below the drop out voltages, the relay will de-energize (DROP-OUT). On models featuring indicators, the LED glows when all line conditions are normal.

Both Delta and Wye systems may be monitored. In Wye systems, connections to neutral are NOT required.

For UL Listed units, with field wiring terminals, copper wire with 60°/75°C rating must be used for control circuitry connections.

NOTE: When a phase is lost while the motor is running, a condition known as regeneration occurs where a voltage is induced into the open phase nearly equal in magnitude to the normal phase-to-phase voltage. However, with the exception of lightly loaded motors, enough change is detected by the SLA to provide the required protection when properly adjusted. The SLA Series is UL Listed under file Number E55826.



Phase Monitors

SPECIFICATIONS

DROP OUT VOLTAGE	1 Ø Low	83% of Nominal
	3 Ø Low	90% of Nominal
RESPONSE TIMES	Models Up to 300 VAC	
STYLE "A" & "E"	Operate	250 mSEC
	Release	0.5 SEC
	Models Over 300 VAC	
	Operate	1.0 SEC
	Release	2.0 SEC
RESPONSE TIMES	Style "N"	
STYLE "N"	Operate	60 mSEC
	Release	0.5 SEC
POWER REQUIRED	Style "A"	3 VA (approximately)
	Style "E"	Models up to 300 VAC: 3 VA (max.) Models over 300 VAC: 7 VA (max.) Models up to 500 VAC: 3 VA (max.)
	Style "N"	3 VA (max.)
OPERATING VOLTAGE	See Ordering Information	
RESET	Automatic (Manual Optional)	
INDICATOR LED	Glows when all conditions are Normal (On Applicable Models)	
OUTPUT RATING	SPDT (Style "A" and "N") DPDT (Style "E")	
PHASE SEQUENCE	ABC (Will not Operate CBA)	
TEMPERATURE RATING	Operate	32 to +131 F (0 to +55C)
	Storage	-49 to 185 F (-45 to +85 C)
U.S. PATENT NUMBER	3,611,050	
WEIGHT	Style "A"	NET:2.24 oz Shipping: 2.56 oz
	Style "N"	NET:4.8 oz Shipping: 5.76 oz.
	Style "E"	NET:5.3 oz Shipping: 5.6 oz

- Available up to 480 VAC (625 VAC with "E" style)
- Delta or Wye Systems
- Fixed, Lock Shaft, or Screwdriver Adjustments
- Several Enclosure Styles

PROTECTS 3-PHASE EQUIPMENT AGAINST:

- Phase Loss
- Under Voltage
- Phase Reversal

TYPICAL APPLICATIONS


- Air Handlers
- Computer Power Protection
- Conveyor Drive
- Water Waste & Sewage Machinery
- Oil & Gas Pumps
- Sawmill & Woodpump Machinery
- Power Substation
- Automatic Transfer Switching for Monitoring Emergency Power Supplies
- Irrigation Pumps
- Lift Station Pumps
- Robotics Equipment
- Elevator Drives
- Commercial/Industrial Air Conditioning & Refrigeration Compressors

MODEL NUMBER

MODEL NUMBER	SLA		A			
OPERATING VOLTAGE	See Ordering Information		XXX			
TYPE OF OPERATION	Fixed			F		
	Lock Shaft Adjusted			L		
	Screwdriver Adjusted			S		
ENCLOSURE STYLE	Octal Plug-In Dust Cover				A	
	Blad Plug-In, Dust Cover				B	
	Surface Mounted, #8 Screw Terminals				E	
	Surface Mounted, 1/4" Quick Disconnect Terminals				N	
OPTIONS	Add R Suffix when manual reset is required, (Available only in Style "E" Enclosure)					R
	Plug-In models are UL Listed only when used with RB-08 socket.					U



STYLE "A"



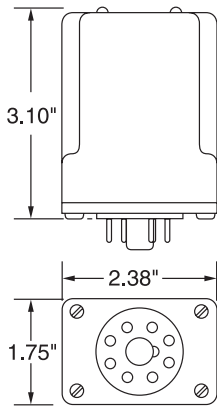
STYLE "N"



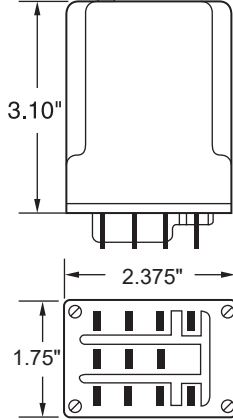
STYLE "E"

DIMENSIONS (INCHES)

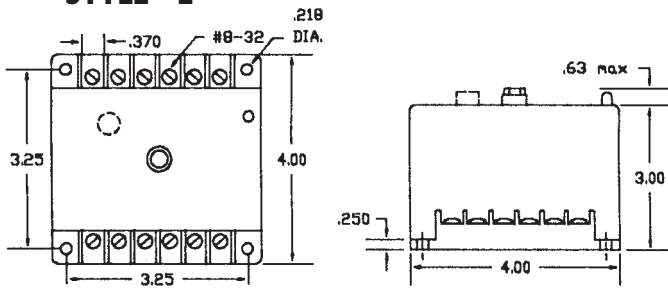
STYLE "A"



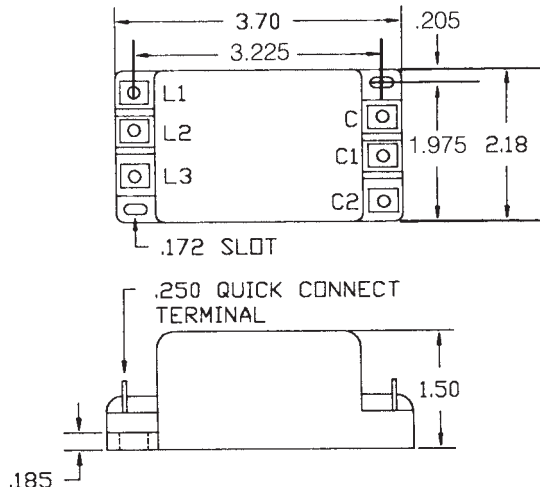
STYLE "B"



STYLE "E"

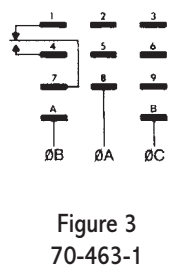
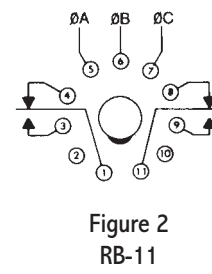
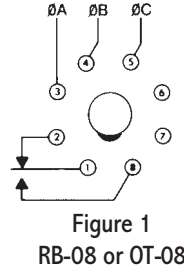


STYLE "N"

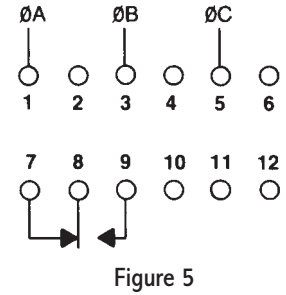
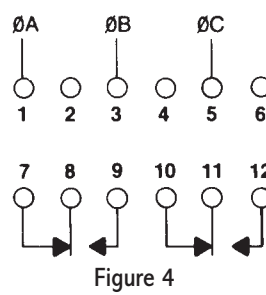


WIRING

STYLE "A"



STYLE "E"



STYLE "N"

