

SPECIFICATIONS

ELECTRICAL

RESISTANCE RANGE ----- 10 TO 20K OHMS
 RESISTANCE TOLERANCE ----- ±5%
 LINEARITY(INDEPENDENT) ----- ± 0.5%
 ELECTRICAL ANGLE ----- 320° ±5°
 END RESISTANCE ----- 1 OHM OR 0.2%
 ELECTRICAL NOISE(ENR) ----- 100 OHMS MAX.
 RESOLUTION ----- SEE CHART
 INSULATION RESISTANCE ----- 1000 MEGOHMS AT 1000 VDC
 DIELECTRIC STRENGTH ----- 1000 VAC MIN.
 POWER RATING ----- 0.5 WATTS

MECHANICAL

NO OF TURNS ----- 1
 MECHANICAL ANGLE ----- 320 ±5°
 ROTATIONAL LIFE ----- 500,000 TURNS
 STOP STRENGTH ----- 125 OZ IN.
 STARTING TORQUE ----- .70 OZ IN.
 WEIGHT ----- 1.1 OZ.
 SHAFT RADIAL PLAY ----- .003 T.I.R.
 SHAFT END PLAY ----- .005 T.I.R.

ENVIRONMENTAL

OPERATING TEMPERATURE ----- -55°C TO +105°C
 TEMPERATURE COEFFICIENT ----- SEE CHART
 VIBRATION ----- 10HZ TO 2000HZ 15G
 SHOCK ----- 50G 11MS
 MOISTURE RESISTANCE ----- 40°C 95%RH 240 HOURS

MATERIALS

HOUSING ----- METAL
 SHAFT ----- STAINLESS STEEL
 BUSHING ----- PLATED BRASS
 TERMINALS ----- GOLD PLATED
 RESISTANCE ELEMENT ----- WIREWOUND

OPTIONAL FEATURES

SHAFT MODIFICATIONS
 REAR SHAFT
 SPECIAL ANGLES
 CENTER TAP

NOTES:

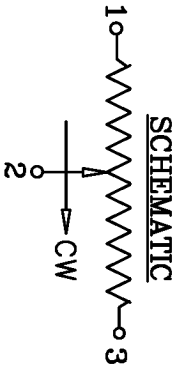
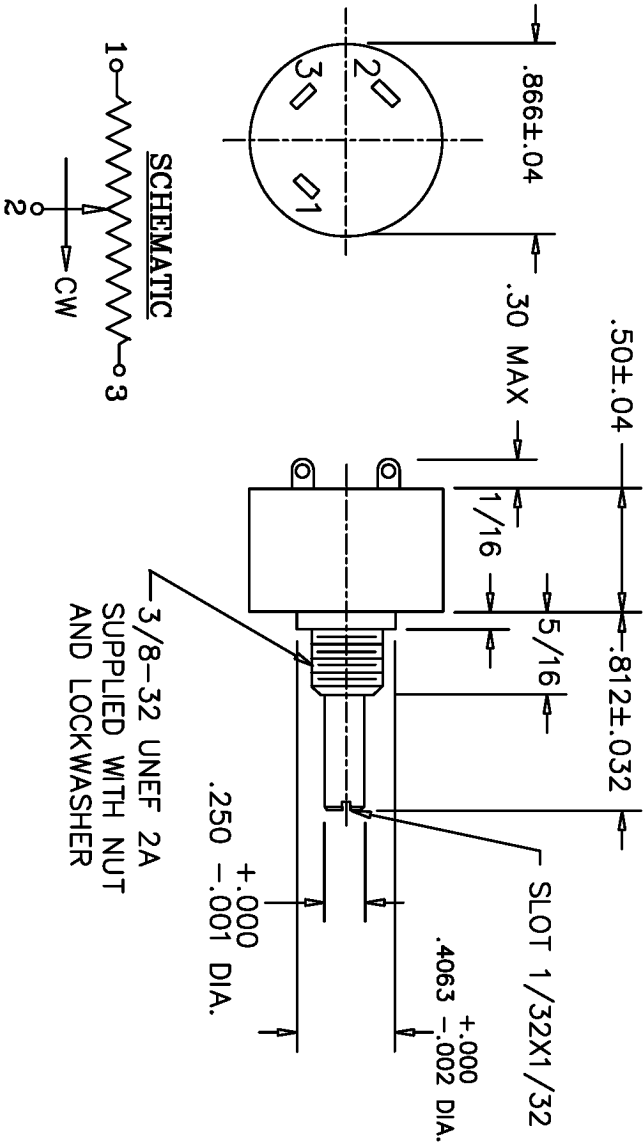
WIREWOUND RESISTANCE ELEMENT

TOLERANCES

XX = .010 FRACTIONS = ?/64
 XXX = ±.005 ANGLES = ±1/2°

ALL SPECIFICATIONS SUBJECT TO CHANGE WITHOUT NOTICE.

REV.	BY	DATE	PART NO.
B	BT	10-17	SW22D
C	GC	1-9-01	REVISED
D	BT	5-4-01	RESIST. TOL CHANGE
			REVISION 'C' CANCELLED




RESISTANCE	RESOLUTION	TEMPERATURE COEFFICIENT PPM/°C	10	20	50	100	200	500	1K	2K	5K	10K	20K
10	.333	700	.270	.333	.270	.213	.222	.175	.135	.100	.079	.060	

THIS DOCUMENT CONTAINS PROPRIETARY DATA OF POLARIS INDUSTRIAL ENTERPRISES, INC. NO DISCLOSURE, REPRODUCTION, OR USE OF ANY PART THERE OF MAY BE MADE EXCEPT BY WRITTEN PERMISSION.

TITLE

SINGLE TURN POTENTIOMETER



PART NO.

SW22D

SCALE:	NONE
DATE:	8-12-83
BY:	
APPRVD	BT
CODE IDENT:	19477