
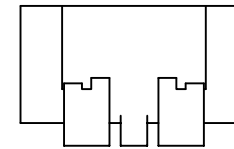
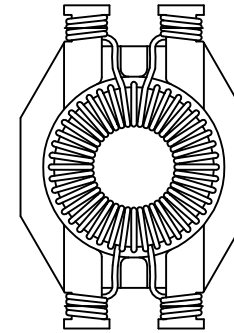


NOTES:

1. ROHS COMPLIANT
2. HEADER: LCP E5008L WITH FLAMMABILITY RATING UL 94V-0 OR BETTER.
3. STORAGE TEMPERATURE: -20°C TO +125°C
4. COMPLIANCE TO J-STD:
  - A. J-STD-002: SOLDERABILITY AT 245°C REFLOW PROFILE
  - B. J-STD-020: LEVEL 1, NO MOISTURE SENSITIVE
  - C. J-STD-075: R7, 245°C MAXIMUM THROUGH REFLOW SOLDER
5. TO ORDER TAPE & REEL PACKAGING ADD A "T" SUFFIX TO THE PART NUMBER(i.e T8116NL BECOMES T8116NLT).

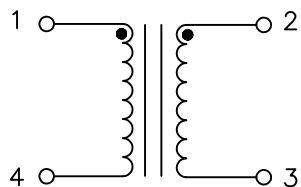


FINAL OUTLINE

© Copyright, 2014. Pulse Electronics Corp. All rights reserved. Pulse confidential & proprietary. (09/15/14)

PRODUCT DESCRIPTION	TLA DRAWING	PS DRAWING	SHEET	PART NO.	DATASHEET REV.
CMI 2 x 0.470 mH – SHASTA	T8116NL-10	-	1 OF 3	T8116NL	A

ELECTRICAL CHARACTERISTICS AT +25°C UNLESS OTHER SPECIFIED



SCHEMATIC

PARAMETER	SPECIFICATIONS				
OPERATING TEMPERATURE	0°C TO +70°C				
POLARITY	PER SCHEMATIC				
TURNS RATIO @ 10 KHZ, 0.1 VRMS	$\frac{(1-4)}{(2-3)} = 1.0 \pm 2\%$				
INDUCTANCE (OCL) @ 100 KHZ, 0.1 VRMS	$(1-4) = 0.47 \text{ mH } \begin{matrix} +50\% \\ -30\% \end{matrix}$				
LEAKAGE INDUCTANCE @ 100 KHZ, 0.1 VRMS	$(1-4)$ WITH $(2-3)$ SHORTED = 0.20 $\mu\text{H}$ NOMINAL = 0.40 $\mu\text{H}$ MAXIMUM				
DC RESISTANCE	$(1-4) = (2-3) = 0.3 \text{ OHMS MAXIMUM.}$				
COMMON MODE IMPEDANCE	0.1 MHz	1 MHz	6 MHz	10 MHz	100 MHz
	450 OHMS	2900 OHMS	6100 OHMS	5400 OHMS	800 OHMS
HIPOT	500 VAC FOR 1 MINUTE				

© Copyright, 2014. Pulse Electronics Corp. All rights reserved. Pulse confidential & proprietary. (09/15/14)

PRODUCT DESCRIPTION	TLA DRAWING	PS DRAWING	SHEET	PART NO.	DATASHEET REV.
CMI 2 x 0.470 mH – SHASTA	T8116NL-10	–	2 OF 3	T8116NL	A