

- Transforms a 100Ω/150Ω balanced differential signal to a 75Ω/50Ω rounded, unbalanced signal - and vice versa (bi-directional operation)
- SMPTE 424M/425M, 2.973 and 1.485 Gbps data rates
- Moisture Sensitivity Level: 3
- Epoxy Encapsulated

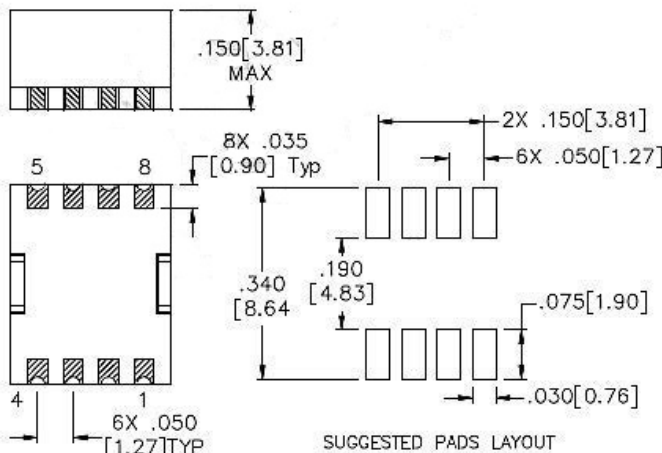
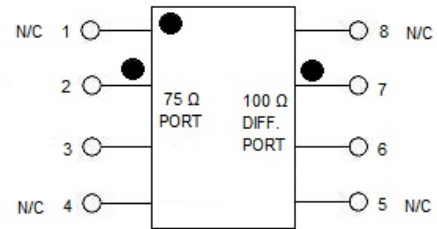
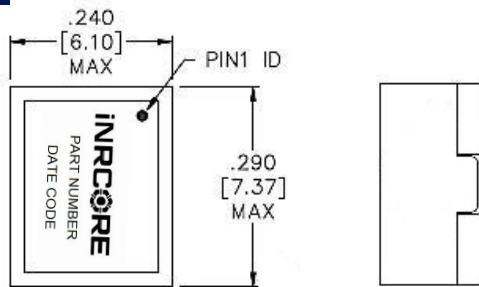
**Electrical Specifications @ 25 °C – Operating Temperature – 55°C to +125 °C**

Part Number	Data Rate	Impedance Unbalanced (Ω)	Impedance Balanced (Ω)	Insertion Loss @ 1.5 GHz (dB MAX)	Return Loss @ 1.5 GHz (dB MIN)
TA-0751003G	2.973	75	100	-2	12
TA-0751503G	2.973	75	150	-2	10
TA-0501003G	2.973	50	100	-2	10
TA-075100G	1.485	75	100	-2	12
TA-075150G	1.485	75	150	-2	10
TA-050100G	1.485	50	100	-2	10

**Mechanical**

**Electrical Schematic**

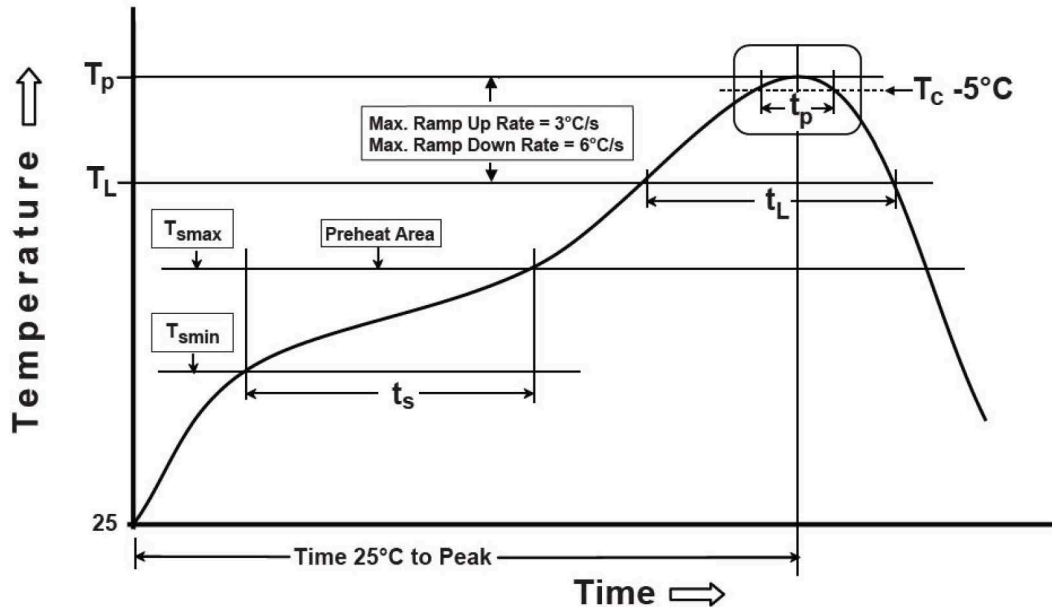
1TA-XXXXXXG



Dimensions: inches[mm]  
 Unless otherwise specified, all tolerances are ± .010[0.25]  
 Weight..... 0.8g  
 Tube..... 65  
 Tape and Reel.....TBD



## Tin/Lead Recommended Reflow Profile (Based on J-STD-020D)



$T_{SMIN}$ (°C)	$T_{SMAX}$ (°C)	$T_L$ (°C)	$T_P$ (°C MAX)	$t_s$ (s)	$t_L$ (s)	$t_p$ (s MAX)	Ramp-up rate ( $T_L$ to $T_P$ )	Ramp-down rate ( $T_P$ to $T_L$ )	Time 25°C to peak temperature (s MAX)
100	150	183	235	60-120	60-150	20	3°C/s MAX	6°C/s MAX	360

Notes:

1. All temperatures measured on the package leads.
2. Maximum times of reflow cycle: 2.

### For More Information

iNRCORE, LLC  
 311 Sinclair Road Bristol,  
 PA 19007-6812 U.S.A  
 Tel: + 1.215.781.6400  
 Fax: +1.215.7816430

**Global Sales Representatives and Locations:**  
<http://www.inrcore.com>

Performance warranty of products offered on this data sheet is limited to the parameters specified. Data is subject to change without notice. Other brand and product names mentioned herein may be trademarks or registered trademarks of their respective owners. © Copyright, 2020. iNRCORE, LLC. All rights reserved.

