



Tango 44

5G/4G/Dual Band Wi-Fi/Bluetooth/LoRa/SigFox Puck Antenna



Key Features

- Supports 5G NR / 4G LTE / 3G UMTS / 2G GSM
- Supports LTE Cat M, LTE Cat NB, NR Cat NB bands
- Supports Wi-Fi 2.4GHz and 5GHz spectrum
- Supports LoRa, Sigfox, IMT 868 MHz, ISM 915 MHz, IEEE 802.15.4
- Supports Bluetooth, Zigbee, WLAN2400, WLAN5800, ISM 2.4 GHz, ISM 5.8 GHz
- Low loss cable

General Description

The Tango 44 is a wide band antenna with an even spread performance across the usable spectrum which allows it to be used in the ISM bands, GPRS/GSM, UMTS, LTE, NR, Bluetooth and the Zigbee band allocation. It also performs great as a dual band Wi-Fi antenna.

As well as its great RF performance, its wide operating temperature range and IP67 rated weather resistance makes it perfect for outdoor use. The sleek design and secure mounting style of the Tango 44 makes it the perfect choice for anti-vandal and covert applications.

Supplied as standard with SMA male connectors in three cable lengths, 1, 2.5 and 5m. Alternative cable lengths and connectors can be specified for volume orders.

Additional Considerations

- Wide operating temperature range
- Weather resistant

T Through	5G New Radio	4G LTE	3G UMTS	2G GSM
LTE Cat M	LTE NB IoT	NR NB IoT	WiFi 2.4G & 5G	WiFi 4 802.11n
WiFi 5 802.11ac	WiFi 6 802.11ax	WLAN 2400	WLAN 5800	BLE Bluetooth
AoA Bluetooth	AoD Bluetooth	IEEE 802.15.4	ISM 868	ISM 2.4G
ISM 5.8G	LoRa Wireless	SF Sigfox	ZB Zigbee	Z Wave
HNT Helium	W Weightless	IP 67		



Tango 44

5G/4G/Dual Band Wi-Fi/Bluetooth/LoRa/SigFox Puck Antenna

Electrical Specifications

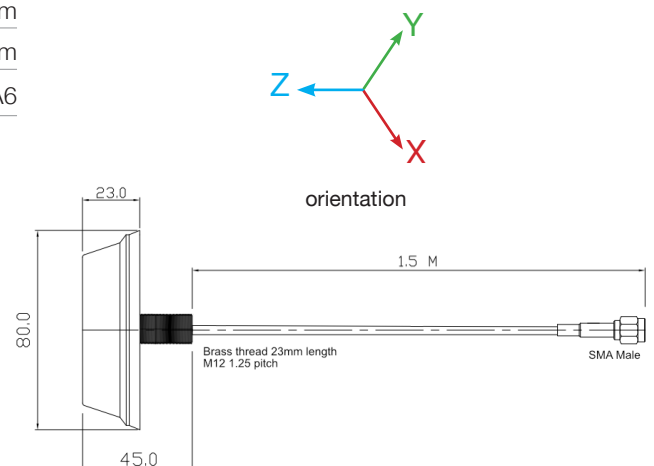
Impedance:	50 Ohm
Polarization:	Vertical
Max Input Power:	50 W
Ground plane independent:	Yes

Environmental Specifications

Operating Temperature range:	-40 to +85 °C
Storage Temperature range:	-40 to +85 °C

Mechanical Specifications

Dimensions:	23 mm height x 80 mm diameter
Weight:	80 g
Connector:	SMA Male
Cable:	RG174
Mounting method:	M17 Screw Mount
Mounting Screw Length:	22 mm
Max Panel Thickness:	10 mm
Radome materials:	Nylon PA6

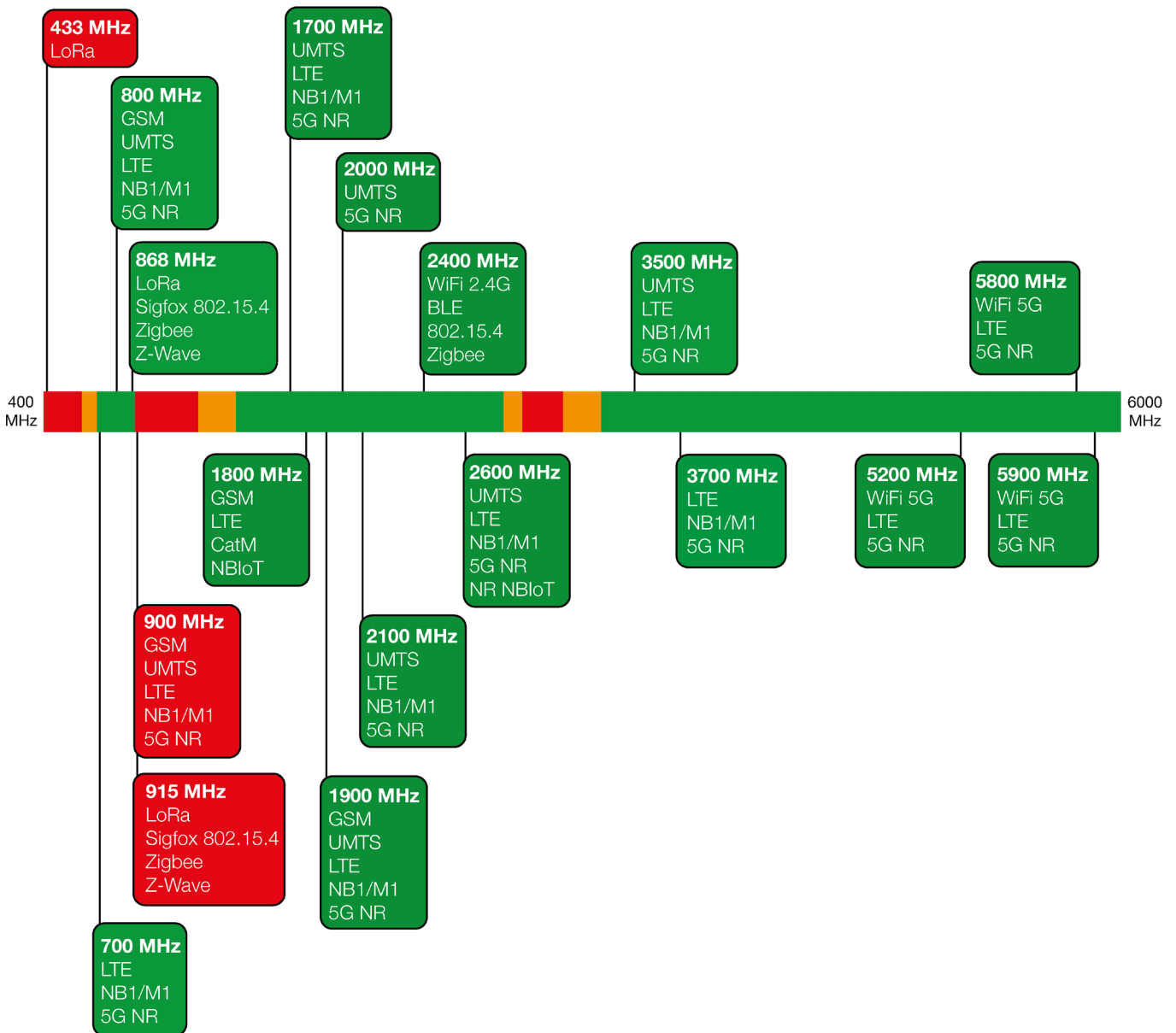




Tango 44

5G/4G/Dual Band Wi-Fi/Bluetooth/LoRa/SigFox Puck Antenna

Spectrum Coverage



● Suitable band

● Adequate band in good signal conditions

● Likely to be unsuitable



Tango 44

5G/4G/Dual Band Wi-Fi/Bluetooth/LoRa/SigFox Puck Antenna

Usable Cellular Frequency Support (410 MHz – 1900 MHz)

	410	450	600	700	800	850	900	1500	1600	1700	1800	1900
GSM Bands:						●					●	●
UMTS Bands:				●	●	●		●		●	●	●
LTE Bands:				●	●	●		●	●	●	●	●
LTE Cat M Bands:				●	●	●		●	●	●	●	●
LTE Cat NB Bands:				●	●	●		●	●	●	●	●
5G NR Bands:				●	●	●	●	●	●	●	●	●
NR Cat NB Bands:				●	●	●				●	●	●

Usable Cellular Frequency Support (2000 MHz – 5900 MHz)

	2000	2100	2300	2400	2500	2600	3300	3500	3700	4700	5200	5900
GSM Bands:												
UMTS Bands:		●				●		●				
LTE Bands:	●	●	●	●	●	●	●	●	●		●	●
LTE Cat M Bands:		●	●		●	●		●	●			
LTE Cat NB Bands:		●			●	●		●	●			
5G NR Bands:	●	●	●	●	●	●		●	●	●	●	●
NR Cat NB Bands:		●			●	●						

Usable ISM Frequency Support (433 MHz - 5800 MHz)

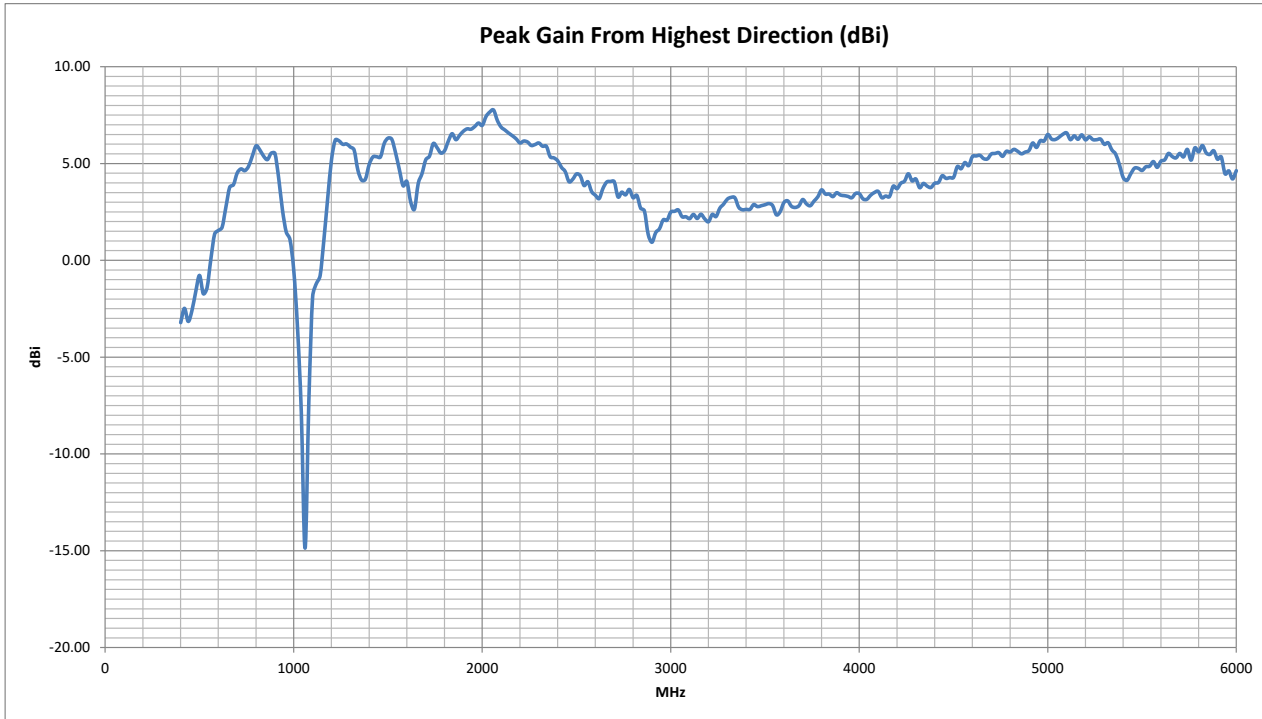
	433	868	915	2450	5800
Bluetooth				●	
IEEE 802.15.4		●		●	
LoRa		●			
Sigfox		●			
WiFi 2.4G				●	
WiFi 5G					●
Zigbee		●		●	
Z-Wave		●			



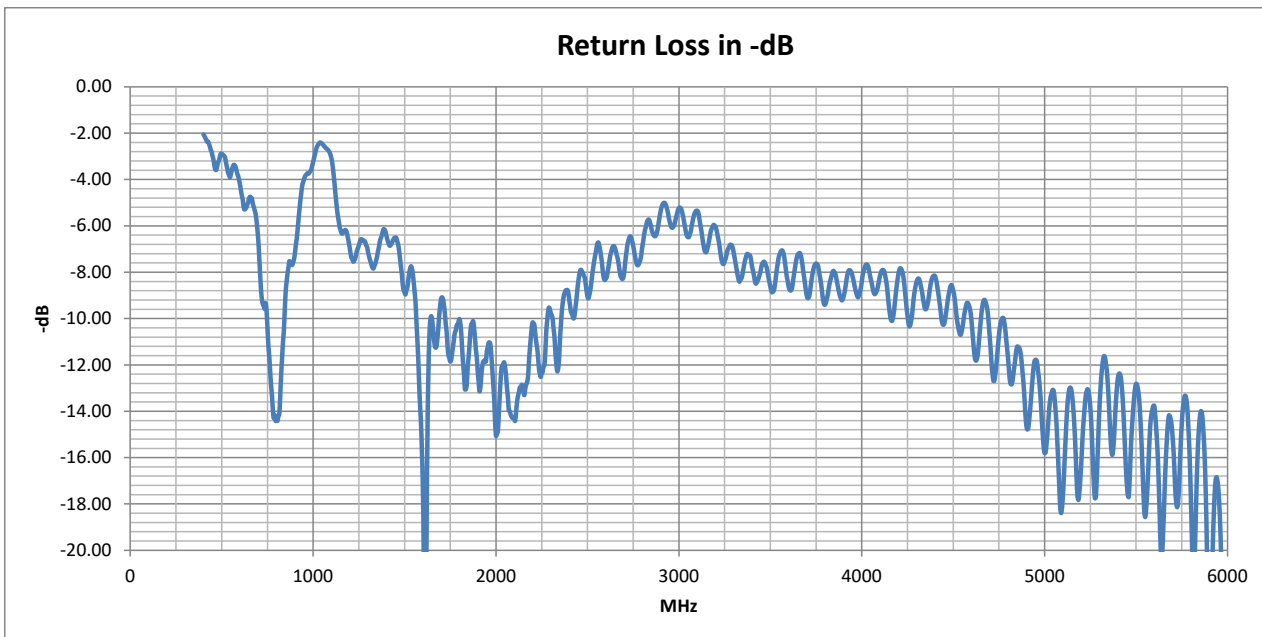
Tango 44

5G/4G/Dual Band Wi-Fi/Bluetooth/LoRa/SigFox Puck Antenna

Peak Gain vs. Frequency



Return Loss

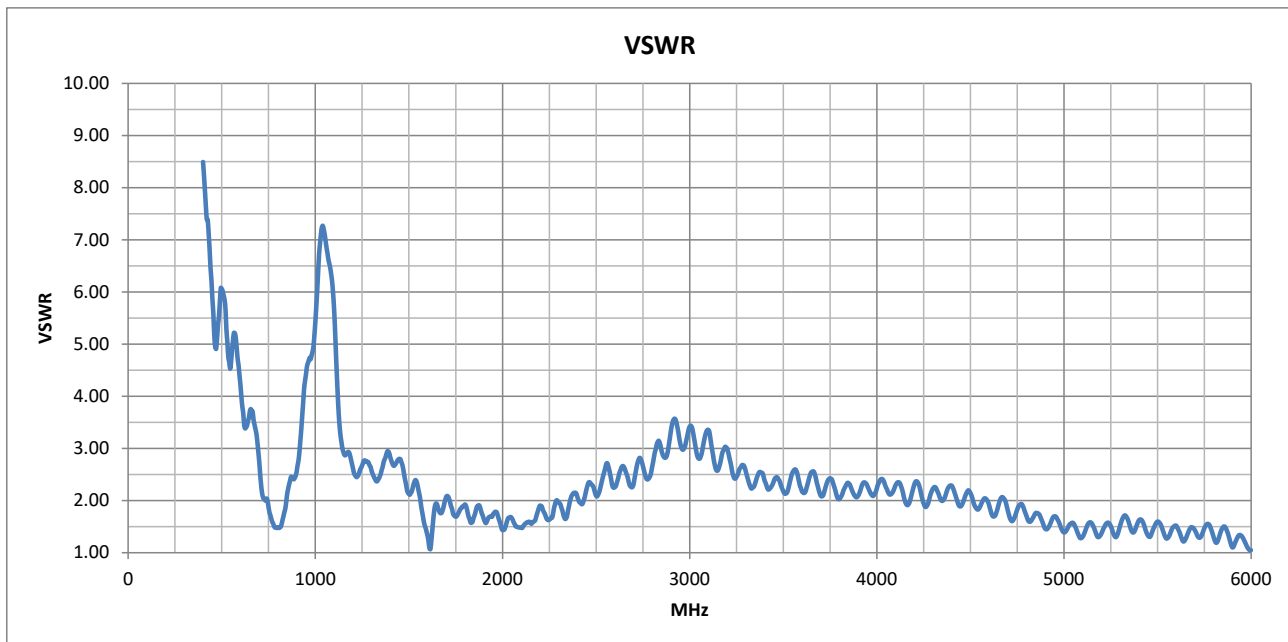




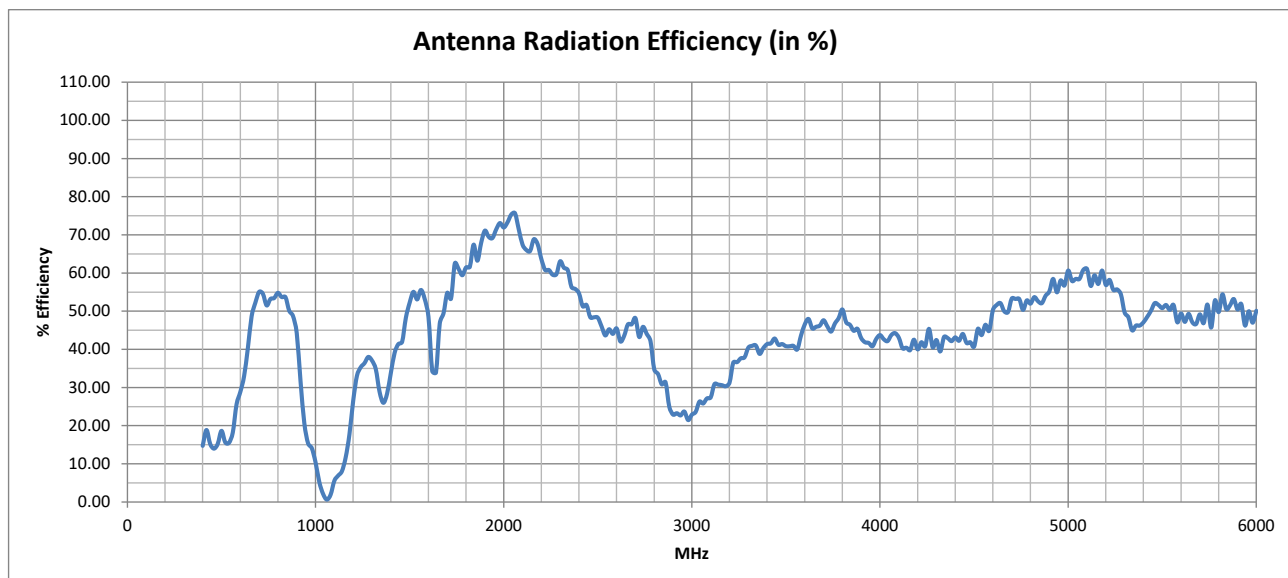
Tango 44

5G/4G/Dual Band Wi-Fi/Bluetooth/LoRa/SigFox Puck Antenna

VSWR



Radiation Efficiency





Cellular Standards Band Support

GSM (2G) Band	UMTS (3G) Band	E-UTRA (4G) Band	Cat M E-UTRA Band	Cat NB E-UTRA Band	NR (5G) Band	Cat NB NR (5G) Band	Uplink	Downlink	Average Upload Efficiency (%)	Average Download Efficiency (%)	Maximum Upload VSWR	Maximum Download VSWR	Use Indicator
	1	1	1	1	n1	n1	1920 - 1980 MHz	2110 - 2170 MHz	70.65	66.91	1.78	1.60	●
PCS-1900	2	2	2	2	n2	n2	1850 - 1910 MHz	1930 - 1990 MHz	67.54	71.21	1.91	1.78	●
DCS-1800	3	3	3	3	n3	n3	1710 - 1785 MHz	1805 - 1880 MHz	59.14	64.45	2.07	1.91	●
	4	4	4	4			1710 - 1755 MHz	2110 - 2155 MHz	58.34	66.37	2.07	1.59	●
GSM-850	5	5	5	5	n5	n5	824 - 849 MHz	869 - 894 MHz	53.41	48.04	2.11	2.46	●
	6						830 - 840 MHz	875 - 885 MHz	53.70	48.56	1.85	2.44	●
	7	7	7	7	n7	n7	2500 - 2570 MHz	2620 - 2690 MHz	45.42	45.12	2.71	2.66	●
E-GSM-900	8	8	8	8	n8	n8	880 - 915 MHz	925 - 960 MHz	43.52	20.99	2.93	4.63	●
	9	9					1749.9 - 1784.9 MHz	1844.9 - 1879.9 MHz	60.53	65.26	1.88	1.91	●
	10	10					1710 - 1770 MHz	2110 - 2170 MHz	58.97	66.91	2.07	1.60	●
	11	11	11	11			1427.9 - 1447.9 MHz	1475.9 - 1495.9 MHz	41.02	49.42	2.79	2.47	●
	12	12	12	12	n12	n12	699 - 716 MHz	729 - 746 MHz	54.89	52.16	2.79	2.04	●
	13	13	13	13	n13	n13	777 - 787 MHz	746 - 756 MHz	53.62	52.45	1.53	1.96	●
	14	14	14	14	n14		788 - 798 MHz	758 - 768 MHz	54.35	53.23	1.49	1.73	●
		17		17			704 - 716 MHz	734 - 746 MHz	54.83	51.88	2.57	2.04	●
		18	18	18	n18	n18	815 - 830 MHz	860 - 875 MHz	53.75	49.61	1.70	2.45	●
	19	19	19	19			830 - 845 MHz	875 - 890 MHz	53.55	48.06	1.99	2.44	●
	20	20	20	20	n20	n20	832 - 862 MHz	791 - 821 MHz	52.26	54.32	2.34	1.56	●
	21	21	21	21			1447.9 - 1462.9 MHz	1495.9 - 1510.9 MHz	41.93	52.69	2.80	2.15	●
	22	22					3410 - 3490 MHz	3510 - 3590 MHz	41.74	41.44	2.45	2.60	●
		24	24	24	n24		1626.5 - 1660.5 MHz	1525 - 1559 MHz	37.98	54.08	1.94	2.39	●
	25	25	25	25	n25	n25	1850 - 1915 MHz	1930 - 1995 MHz	67.73	71.30	1.91	1.78	●
	26	26	26	26	n26		814 - 849 MHz	859 - 894 MHz	53.52	48.55	2.11	2.46	●
		27	27				807 - 824 MHz	852 - 869 MHz	53.98	50.29	1.61	2.44	●
		28	28	28	n28	n28	703 - 748 MHz	758 - 803 MHz	53.50	53.78	2.61	1.73	●

● Suitable band

● Adequate band in good signal conditions

● Likely to be unsuitable



Tango 44

5G/4G/Dual Band Wi-Fi/Bluetooth/LoRa/SigFox Puck Antenna

Cellular Standards Band Support

GSM (2G) Band	UMTS (3G) Band	E-UTRA (4G) Band	Cat M E-UTRA Band	Cat NB E-UTRA Band	NR (5G) Band	Cat NB NR (5G) Band	Uplink	Downlink	Average Upload Efficiency (%)	Average Download Efficiency (%)	Maximum Upload VSWR	Maximum Download VSWR	Use Indicator
		28A					703 - 733 MHz	758 - 788 MHz	54.27	53.43	2.61	1.73	●
		29			n29		N/A	717 - 728 MHz	N/A	54.14	N/A	2.12	●
		30			n30		2305 - 2315 MHz	2350 - 2360 MHz	62.24	57.48	1.95	1.97	●
		31	31	31			452.5 - 457.5 MHz	462.5 - 467.5 MHz	14.30	14.31	5.73	5.06	●
	32	32					N/A	1452 - 1496 MHz	N/A	46.27	N/A	2.79	●
		33					1900 - 1920 MHz	1900 - 1920 MHz	70.31	70.31	1.64	1.64	●
		34			n34		2010 - 2025 MHz	2010 - 2025 MHz	73.15	73.15	1.60	1.60	●
		35					1850 - 1910 MHz	1850 - 1910 MHz	67.54	67.54	1.91	1.91	●
		36					1930 - 1990 MHz	1930 - 1990 MHz	71.21	71.21	1.78	1.78	●
		37					1910 - 1930 MHz	1910 - 1930 MHz	69.67	69.67	1.69	1.69	●
		38			n38		2570 - 2620 MHz	2570 - 2620 MHz	44.30	44.30	2.59	2.59	●
		39	39		n39		1880 - 1920 MHz	1880 - 1920 MHz	69.91	69.91	1.87	1.87	●
		40	40		n40		2300 - 2400 MHz	2300 - 2400 MHz	58.66	58.66	2.15	2.15	●
		41	41	41	n41	n41	2496 - 2690 MHz	2496 - 2690 MHz	45.08	45.08	2.71	2.71	●
		42	42	42			3400 - 3600 MHz	3400 - 3600 MHz	41.73	41.73	2.60	2.60	●
		43	43	43			3600 - 3800 MHz	3600 - 3800 MHz	46.75	46.75	2.56	2.56	●
		44					703 - 803 MHz	703 - 803 MHz	53.54	53.54	2.61	2.61	●
		45					1447 - 1467 MHz	1447 - 1467 MHz	42.25	42.25	2.80	2.80	●
		46			n46		5150 - 5925 MHz	5150 - 5925 MHz	50.85	50.85	1.71	1.71	●
		47			n47		5855 - 5925 MHz	5855 - 5925 MHz	51.72	51.72	1.50	1.50	●
		48			n48		3550 - 3700 MHz	3550 - 3700 MHz	45.30	45.30	2.60	2.60	●
		49					3550 - 3700 MHz	3550 - 3700 MHz	45.30	45.30	2.60	2.60	●
		50			n50		1432 - 1517 MHz	1432 - 1517 MHz	46.80	46.80	2.80	2.80	●
		51			n51		1427 - 1432 MHz	1427 - 1432 MHz	40.18	40.18	2.72	2.72	●
		52					3300 - 3400 MHz	3300 - 3400 MHz	40.41	40.41	2.56	2.56	●

● Suitable band

● Adequate band in good signal conditions

● Likely to be unsuitable





Tango 44

5G/4G/Dual Band Wi-Fi/Bluetooth/LoRa/SigFox Puck Antenna

Cellular Standards Band Support

GSM (2G) Band	UMTS (3G) Band	E-UTRA (4G) Band	Cat M E-UTRA Band	Cat NB E-UTRA Band	NR (5G) Band	Cat NB NR (5G) Band	Uplink	Downlink	Average Upload Efficiency (%)	Average Download Efficiency (%)	Maximum Upload VSWR	Maximum Download VSWR	Use Indicator
		53			n53		2483.5 - 2495 MHz	2483.5 - 2495 MHz	48.37	48.37	2.27	2.27	●
		65		65	n65	n65	1920 - 2010 MHz	2110 - 2200 MHz	71.25	66.74	1.78	1.90	●
		66	66	66	n66	n66	1710 - 1780 MHz	2110 - 2200 MHz	59.10	66.74	2.07	1.90	●
		67			n67		N/A	738 - 758 MHz	N/A	52.22	N/A	2.04	●
		68					698 - 728 MHz	753 - 783 MHz	54.60	53.26	2.83	1.81	●
		69					N/A	2570 - 2620 MHz	N/A	44.30	N/A	2.59	●
		70		70	n70	n70	1695 - 1710 MHz	1995 - 2020 MHz	54.35	72.51	2.08	1.54	●
		71	71	71	n71		663 - 698 MHz	617 - 652 MHz	52.15	38.39	3.71	3.72	●
		72	72	72			451 - 456 MHz	461 - 466 MHz	14.39	14.21	5.81	5.13	●
		73	73	73			450 - 455 MHz	460 - 465 MHz	14.45	14.15	5.87	5.17	●
		74	74	74	n74		1427 - 1470 MHz	1475 - 1518 MHz	41.81	51.31	2.80	2.49	●
		75			n75		N/A	1432 - 1517 MHz	N/A	46.80	N/A	2.80	●
		76			n76		N/A	1427 - 1432 MHz	N/A	40.18	N/A	2.72	●
					n77		3300 - 4200 MHz	3300 - 4200 MHz	43.30	43.30	2.60	2.60	●
					n78		3300 - 3800 MHz	3300 - 3800 MHz	43.47	43.47	2.60	2.60	●
					n79		4400 - 5000 MHz	4400 - 5000 MHz	50.26	50.26	2.28	2.28	●
					n80		1710 - 1785 MHz	N/A	59.14	N/A	2.07	N/A	●
					n81		880 - 915 MHz	N/A	43.52	N/A	2.93	N/A	●
					n82		832 - 862 MHz	N/A	52.26	N/A	2.34	N/A	●
					n83		703 - 748 MHz	N/A	53.50	N/A	2.61	N/A	●
					n84		1920 - 1980 MHz	N/A	70.65	N/A	1.78	N/A	●
		85	85	85	n85		698 - 716 MHz	728 - 746 MHz	54.88	52.22	2.83	2.04	●
					n86		1710 - 1780 MHz	N/A	59.10	N/A	2.07	N/A	●
		87	87	87			410 - 415 MHz	420 - 425 MHz	17.32	18.42	7.95	7.39	●
		88	88	88			412 - 417 MHz	422 - 427 MHz	17.74	18.05	7.83	7.39	●

● Suitable band

● Adequate band in good signal conditions

● Likely to be unsuitable



Cellular Standards Band Support

GSM (2G) Band	UMTS (3G) Band	E-UTRA (4G) Band	Cat M E-UTRA Band	Cat NB E-UTRA Band	NR (5G) Band	Cat NB NR (5G) Band	Uplink	Downlink	Average Upload Efficiency (%)	Average Download Efficiency (%)	Maximum Upload VSWR	Maximum Download VSWR	Use Indicator
					n89		824 - 849 MHz	N/A	53.41	N/A	2.11	N/A	●
					n90	n90	2496 - 2690 MHz	2496 - 2690 MHz	45.08	45.08	2.71	2.71	●
					n91		832 - 862 MHz	1427 - 1432 MHz	52.26	40.18	2.34	2.72	●
					n92		832 - 862 MHz	1432 - 1517 MHz	52.26	46.80	2.34	2.80	●
					n93		880 - 915 MHz	1427 - 1432 MHz	43.52	40.18	2.93	2.72	●
					n94		880 - 915 MHz	1432 - 1517 MHz	43.52	46.80	2.93	2.80	●
					n95		2010 - 2025 MHz	N/A	73.15	N/A	1.60	N/A	●
					n97		2300 - 2400 MHz	N/A	58.66	N/A	2.15	N/A	●
					n98		1880 - 1920 MHz	N/A	69.91	N/A	1.87	N/A	●
					n99		1626.5 - 1660.5 MHz	N/A	37.98	N/A	1.94	N/A	●
					n101		1900 - 1910 MHz	1900 - 1910 MHz	70.72	70.72	1.64	1.64	●
				103			787 - 788 MHz	757 - 758 MHz	53.97	53.00	1.48	1.75	●

● Suitable band

● Adequate band in good signal conditions

● Likely to be unsuitable

NOTE: For each frequency band, Siretta provides a traffic light indication to show the suitability of the antenna for use at that frequency band. Determination of exactly what makes an antenna good or bad at any frequency is subjective.

The view presented is that of Siretta's engineering team having taken into account the efficiency and VSWR measurements. The end user is advised to use their own criteria and/or testing to confirm suitability.



ISM Standards Frequency Support

Application	Frequency Range	Efficiency (%)	Maximum VSWR	Peak Gain from highest direction (dBi)	Use Indicator
ISM 433 MHz	433.05 - 434.79 MHz	16.33	6.94	-2.922	●
IMT 868 MHz	863 - 870 MHz	49.67	2.45	5.365	●
ISM 915 MHz	902 - 928 MHz	34.94	3.52	5.392	●
ISM 2.4 GHz	2400 - 2500 MHz	50.25	2.35	5.14	●
Wi-Fi 2.4G	2401 - 2483 MHz	50.59	2.35	5.123	●
Wi-Fi 2.4G (USA)	2401 - 2473 MHz	50.90	2.35	5.123	●
Wi-Fi 2.4G (Japan)	2401 - 2495 MHz	50.31	2.35	5.123	●
Wi-Fi 5G (all channels)	5150 - 5990 MHz	50.65	1.71	6.48	●
Wi-Fi 5G (Ch 32-48)	5150 - 5250 MHz	57.76	1.57	6.48	●
Wi-Fi 5G (Ch 32-64)	5150 - 5330 MHz	55.18	1.71	6.48	●
Wi-Fi 5G (Ch 32-161)	5150 - 5815 MHz	50.68	1.71	6.48	●
Wi-Fi 5G (Ch 32-173)	5150 - 5875 MHz	50.80	1.71	6.48	●
ISM 5.8 GHz	5725 - 5875 MHz	50.88	1.55	5.93	●

● Suitable band

● Adequate band in good signal conditions

● Likely to be unsuitable

NOTE: For each frequency band, Siretta provides a traffic light indication to show the suitability of the antenna for use at that frequency band. Determination of exactly what makes an antenna good or bad at any frequency is subjective.

The view presented is that of Siretta's engineering team having taken into account the efficiency and VSWR measurements. The end user is advised to use their own criteria and/or testing to confirm suitability.

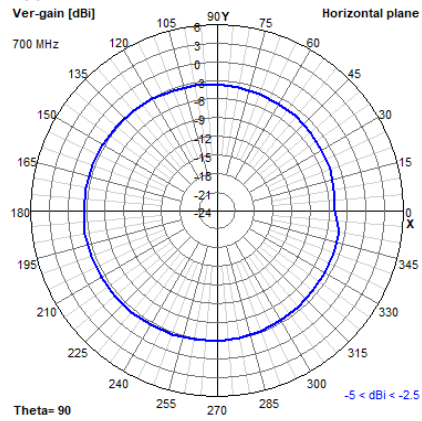


Tango 44

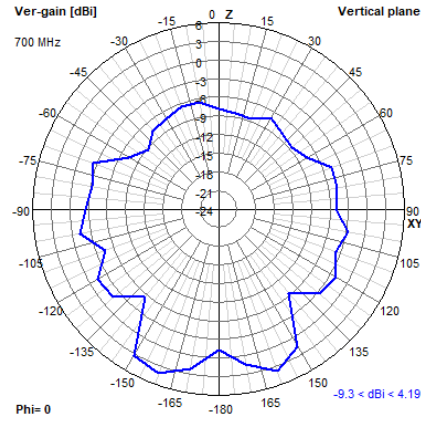
5G/4G/Dual Band Wi-Fi/Bluetooth/LoRa/SigFox Puck Antenna

2D Radiation Plots

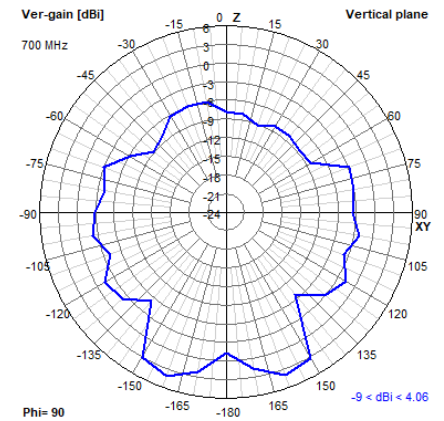
700 MHz XY



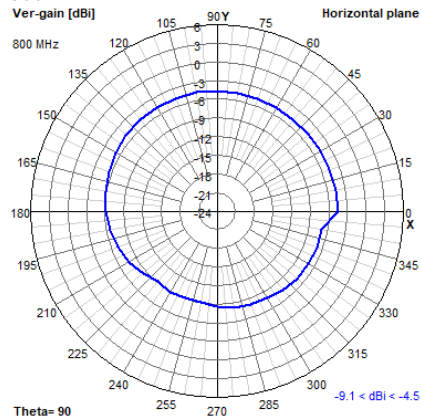
XZ



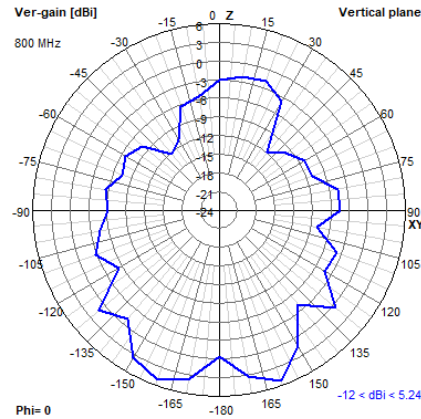
YZ



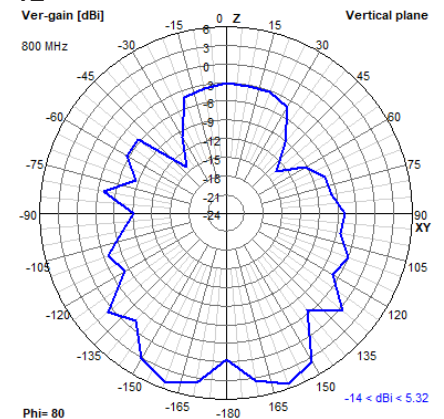
800 MHz XY



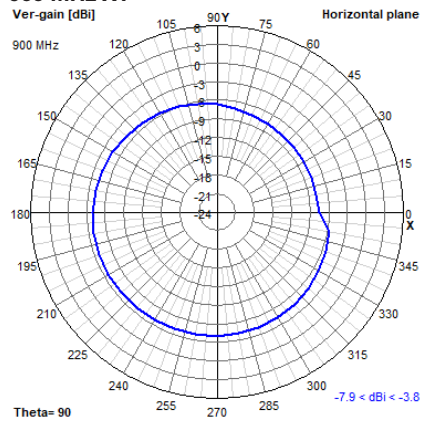
XZ



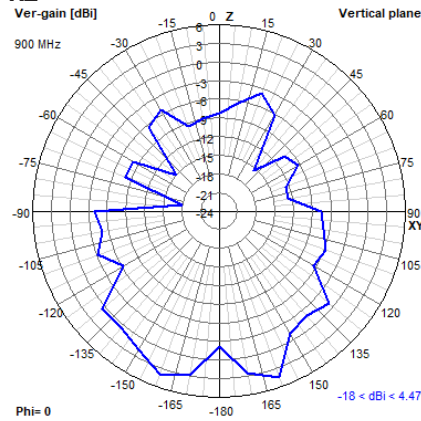
YZ



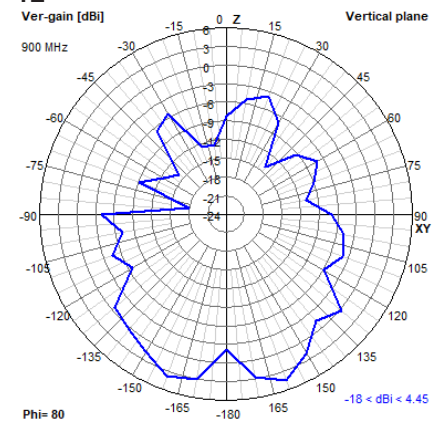
900 MHz XY



XZ



YZ



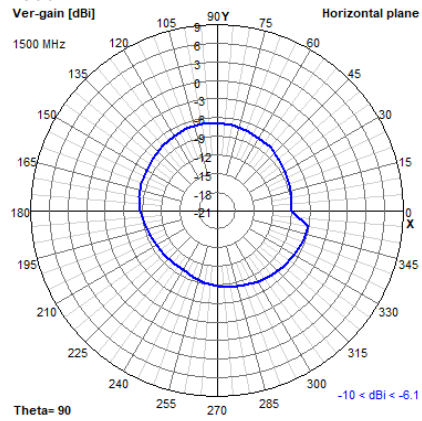


Tango 44

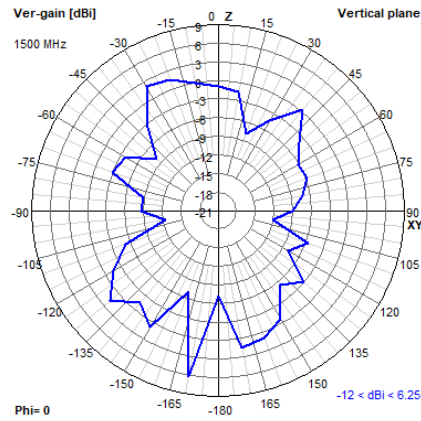
5G/4G/Dual Band Wi-Fi/Bluetooth/LoRa/SigFox Puck Antenna

2D Radiation Plots

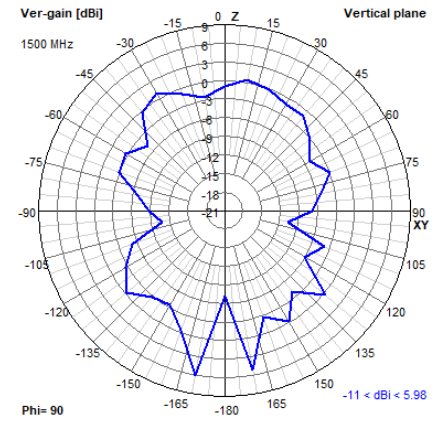
1500 MHz XY



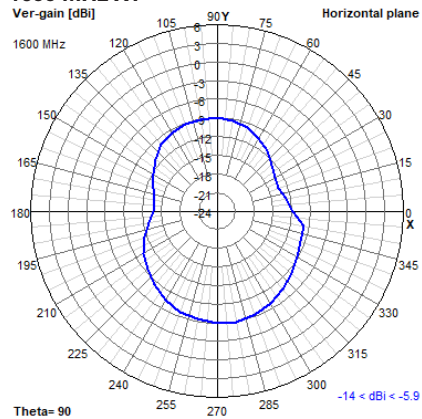
XZ



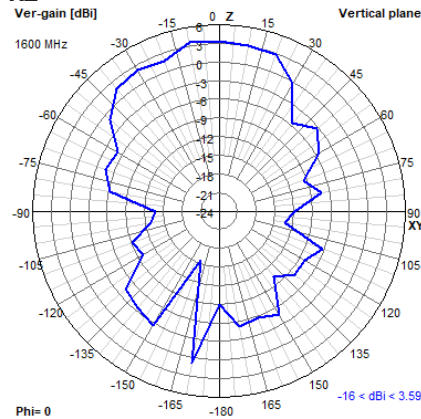
YZ



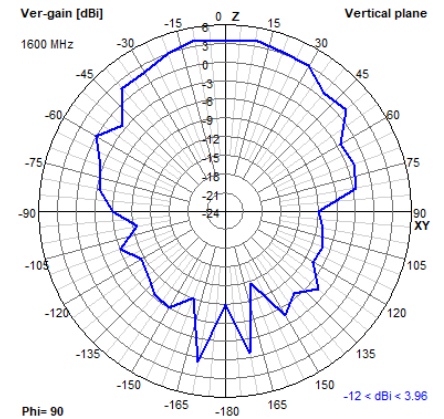
1600 MHz XY



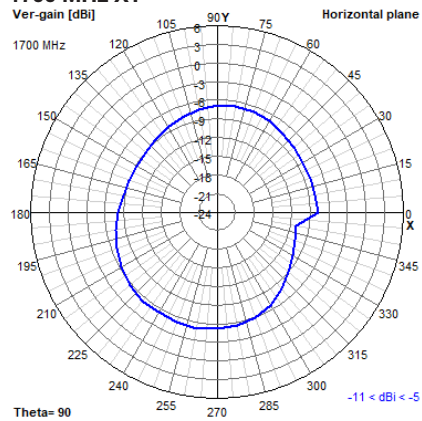
XZ



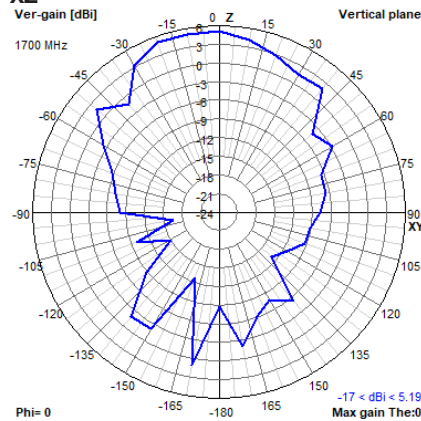
YZ



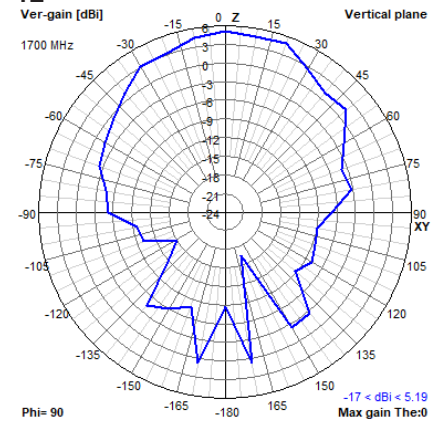
1700 MHz XY



XZ



YZ



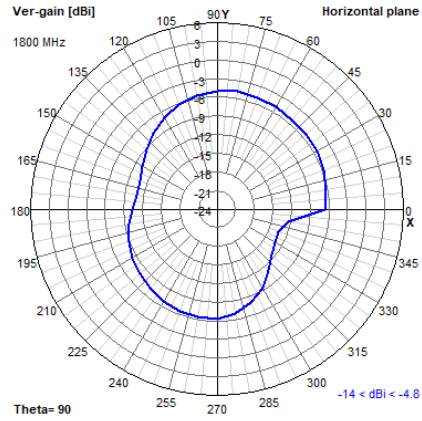


Tango 44

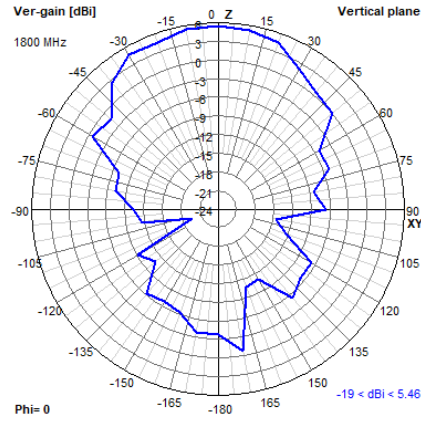
5G/4G/Dual Band Wi-Fi/Bluetooth/LoRa/SigFox Puck Antenna

2D Radiation Plots

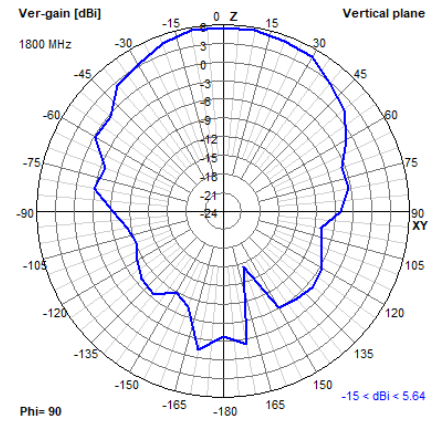
1800 MHz XY



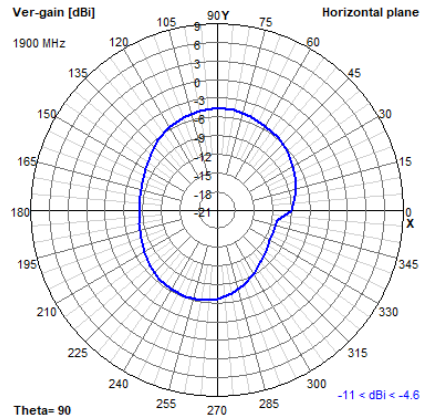
XZ



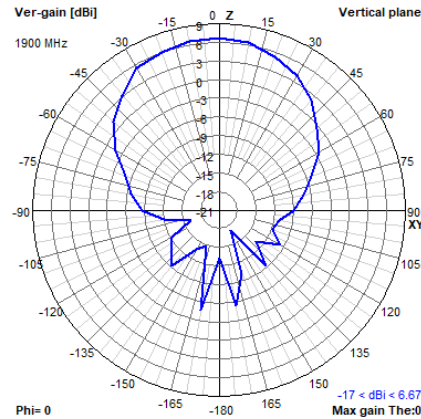
YZ



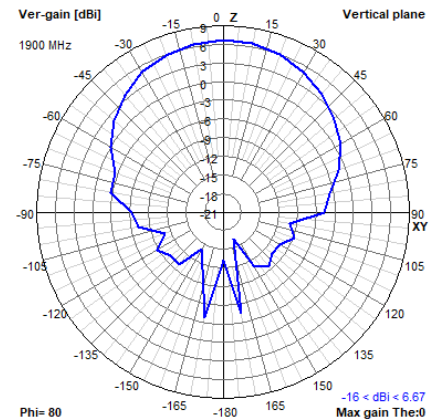
1900 MHz XY



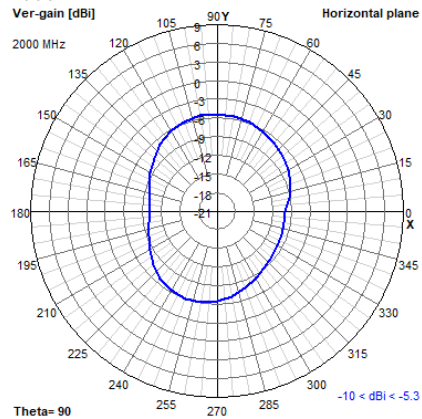
XZ



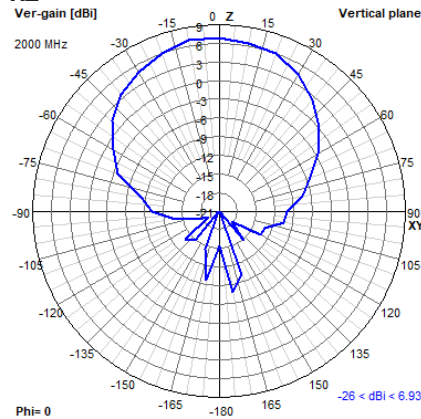
YZ



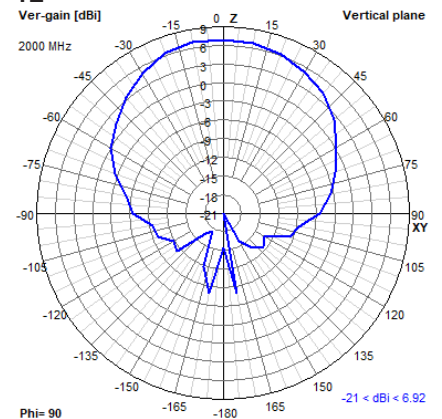
2000 MHz XY



XZ



YZ



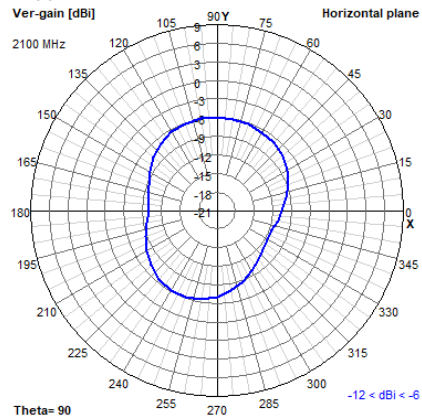


Tango 44

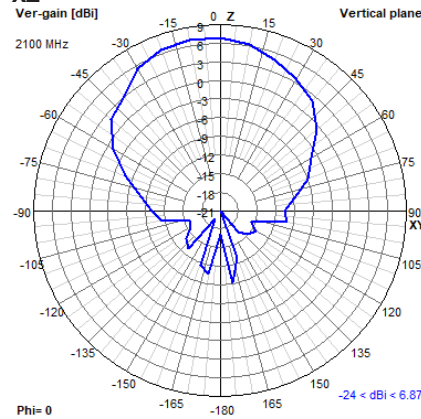
5G/4G/Dual Band Wi-Fi/Bluetooth/LoRa/SigFox Puck Antenna

2D Radiation Plots

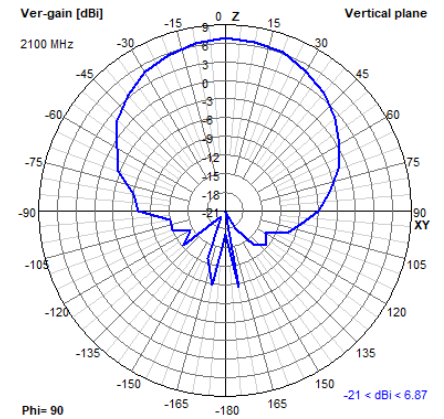
2100 MHz XY



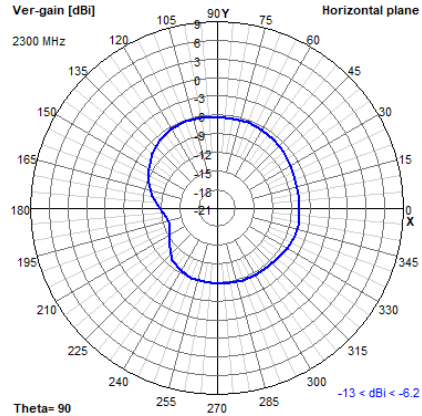
XZ



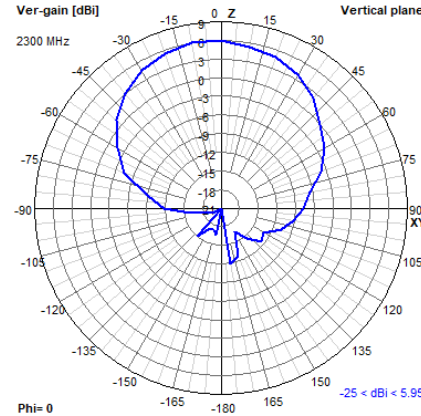
YZ



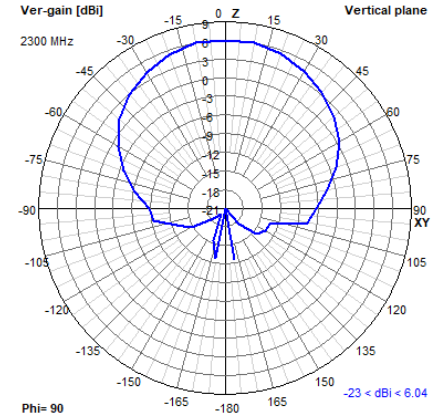
2300 MHz XY



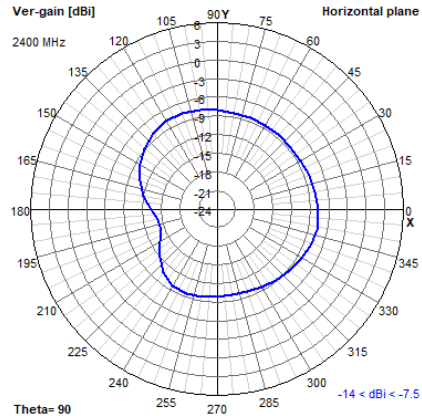
XZ



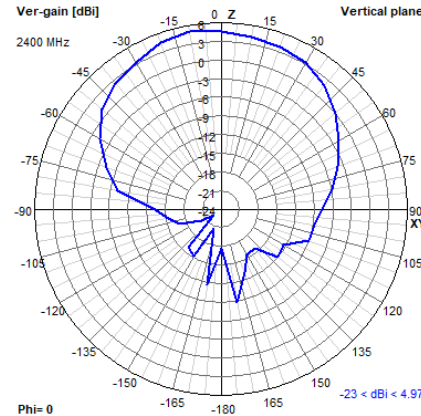
YZ



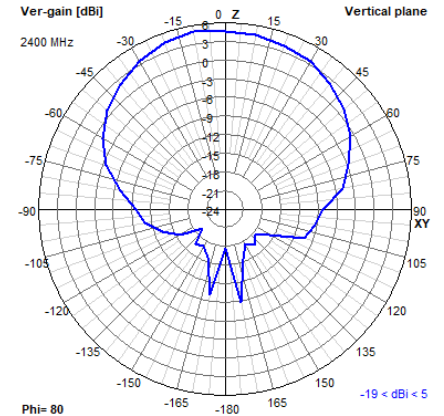
2400 MHz XY



XZ



YZ



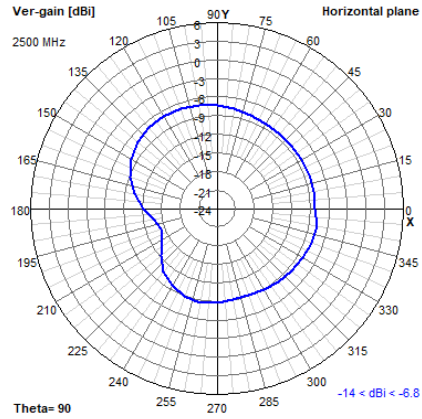


Tango 44

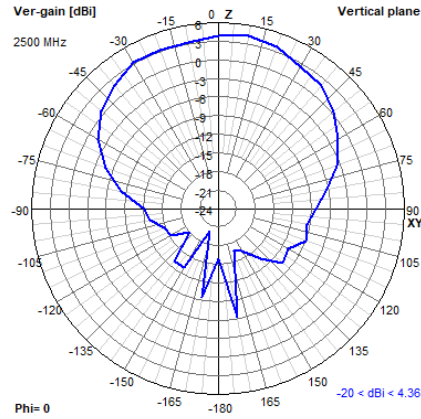
5G/4G/Dual Band Wi-Fi/Bluetooth/LoRa/SigFox Puck Antenna

2D Radiation Plots

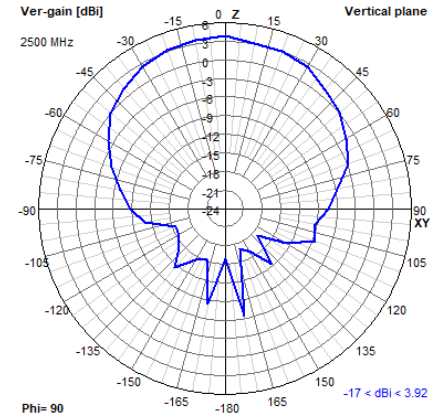
2500 MHz XY



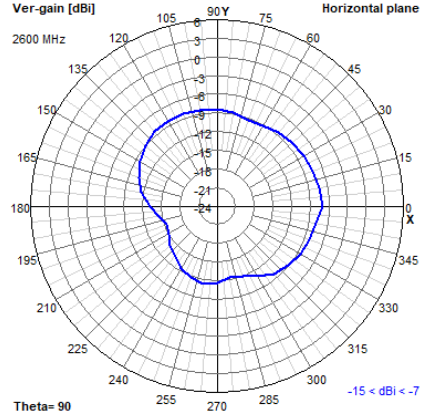
XZ



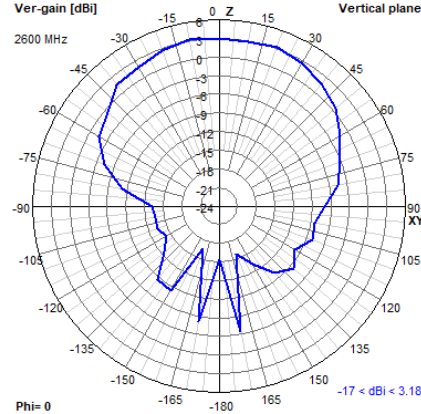
YZ



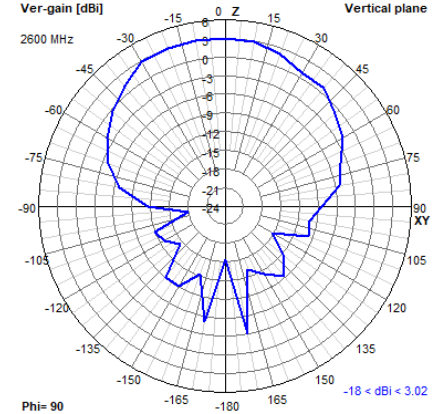
2600 MHz XY



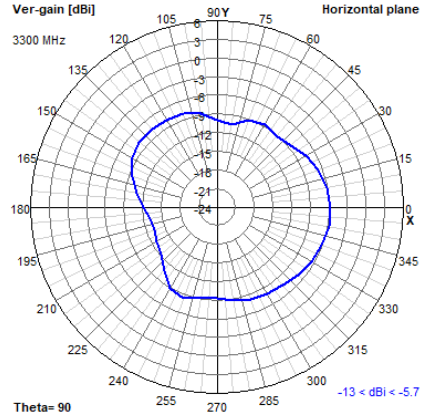
XZ



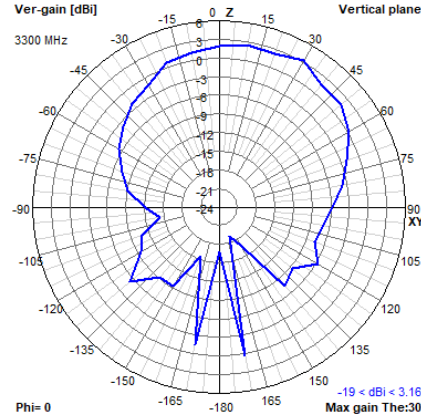
YZ



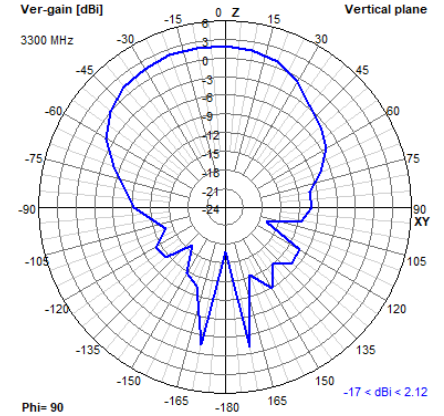
3300 MHz XY



XZ



YZ



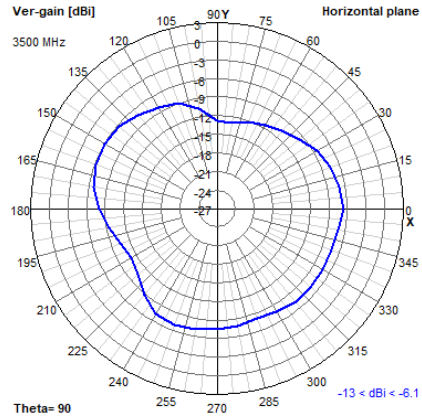


Tango 44

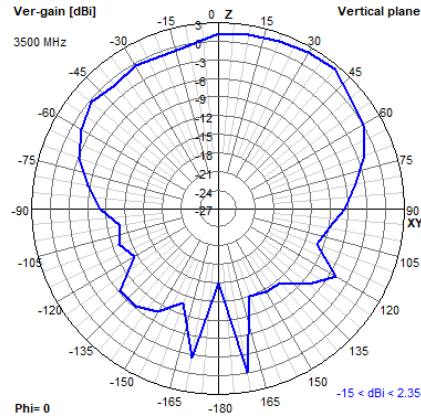
5G/4G/Dual Band Wi-Fi/Bluetooth/LoRa/SigFox Puck Antenna

2D Radiation Plots

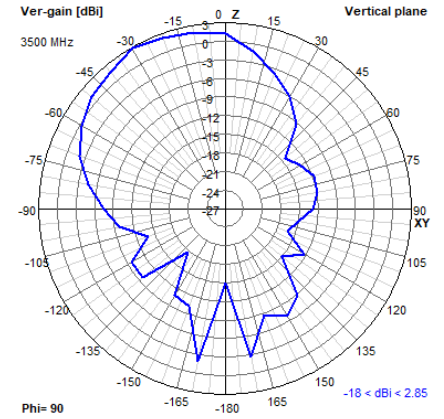
3500 MHz XY



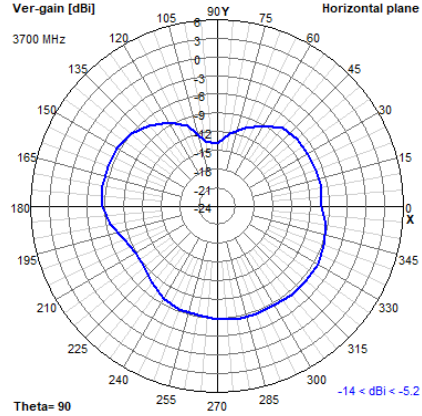
XZ



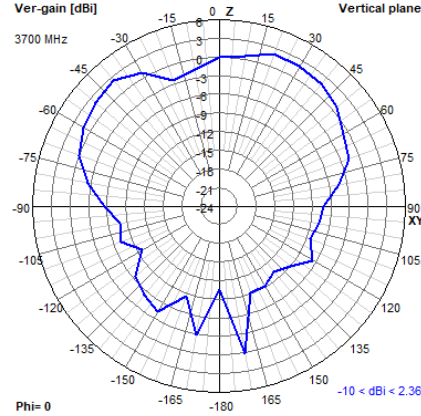
YZ



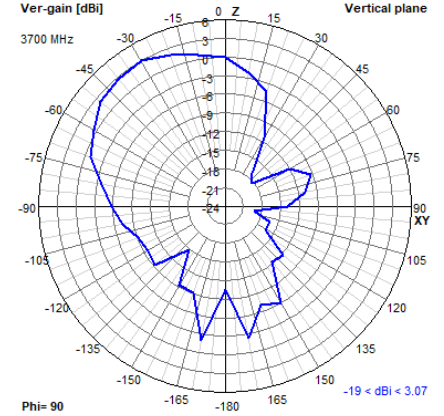
3700 MHz XY



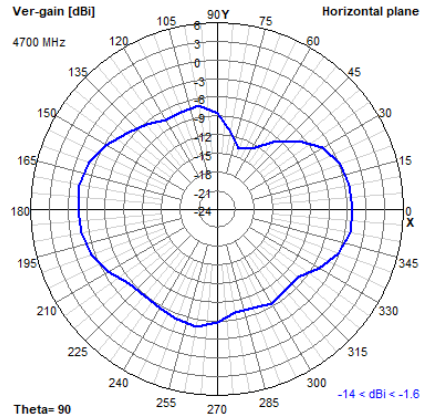
XZ



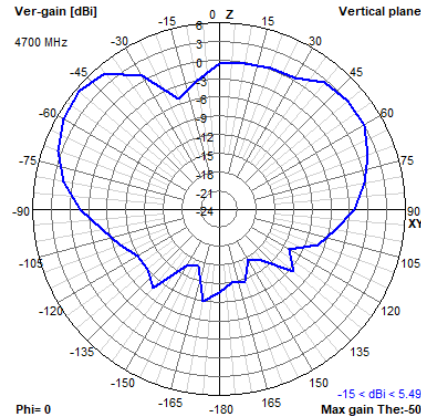
YZ



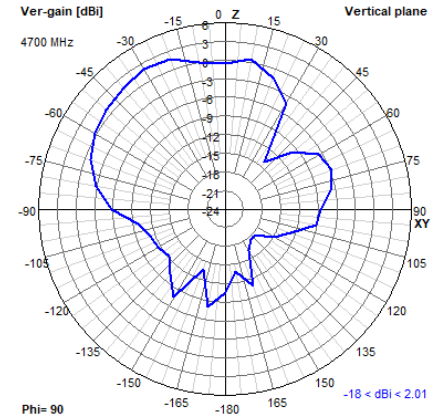
4700 MHz XY



XZ



YZ



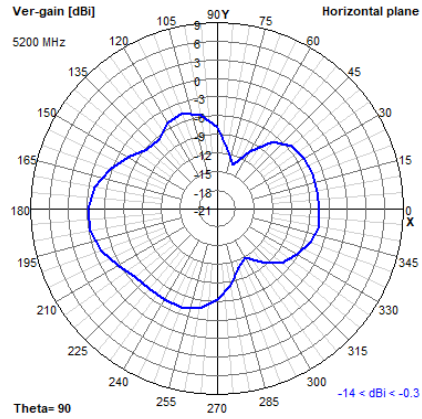


Tango 44

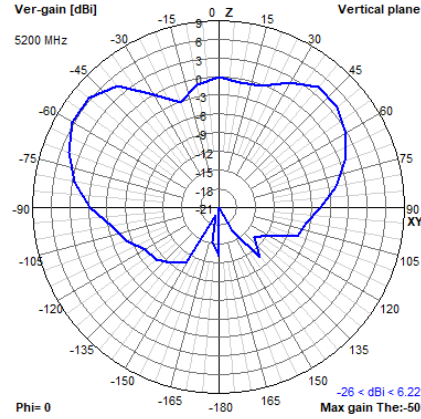
5G/4G/Dual Band Wi-Fi/Bluetooth/LoRa/SigFox Puck Antenna

2D Radiation Plots

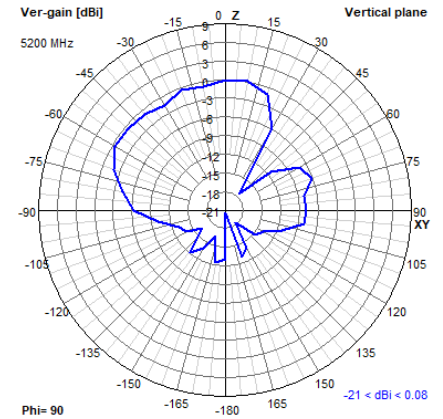
5200 MHz XY



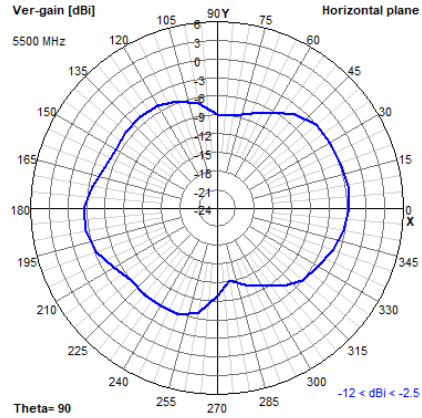
XZ



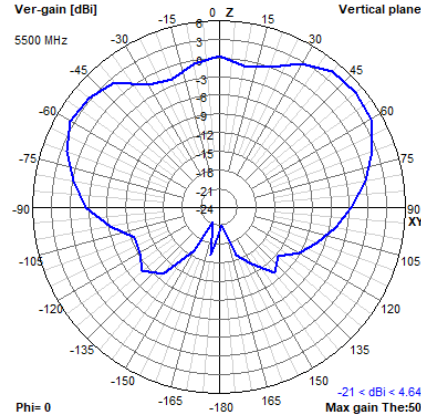
YZ



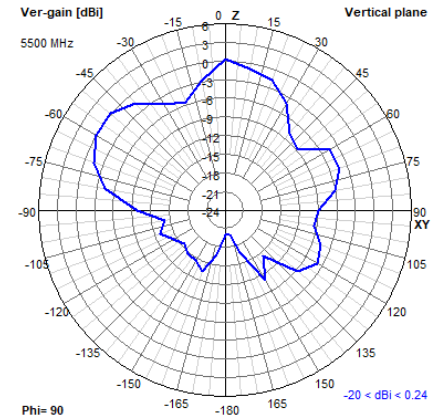
5500 MHz XY



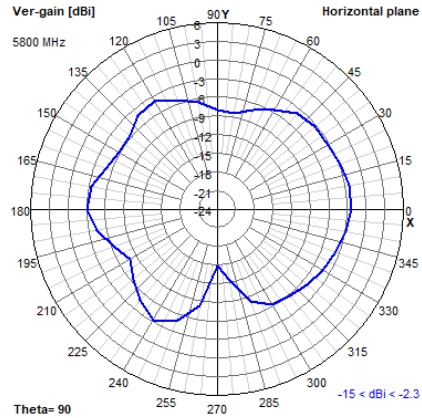
XZ



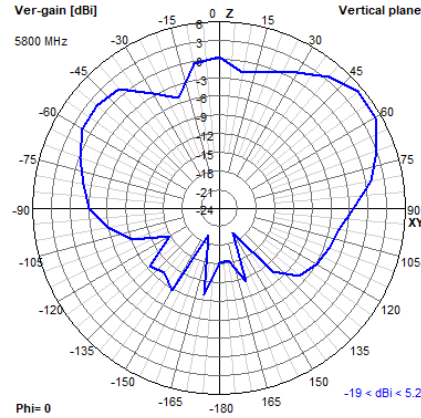
YZ



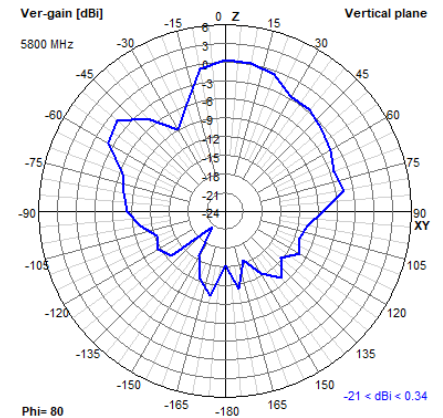
5800 MHz XY



XZ



YZ



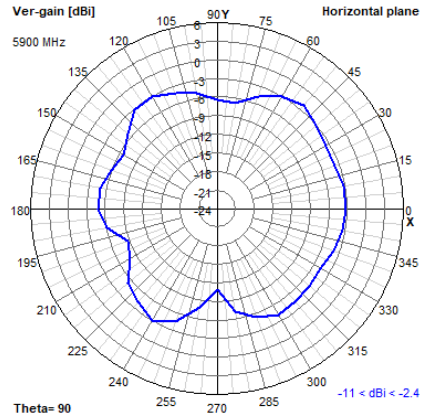


Tango 44

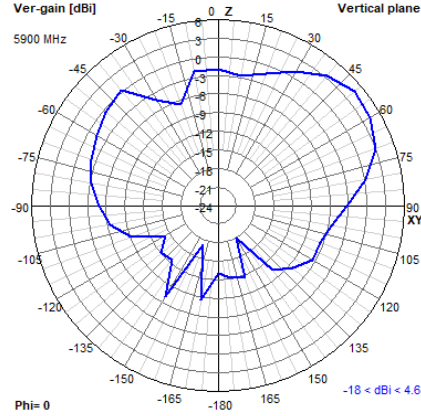
5G/4G/Dual Band Wi-Fi/Bluetooth/LoRa/SigFox Puck Antenna

2D Radiation Plots

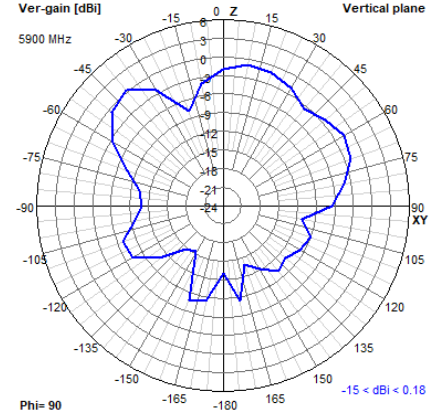
5900 MHz XY



XZ



YZ



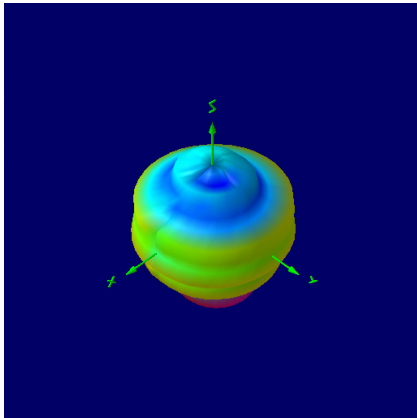


Tango 44


5G/4G/Dual Band Wi-Fi/Bluetooth/LoRa/SigFox Puck Antenna

3D Radiation Plots

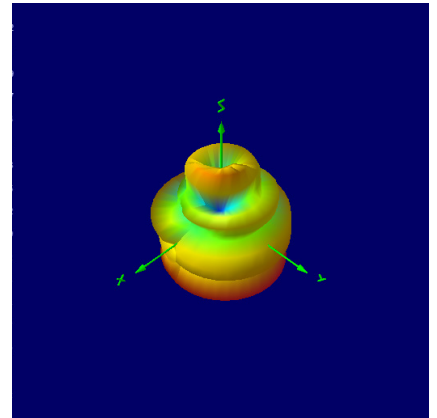
700 MHz



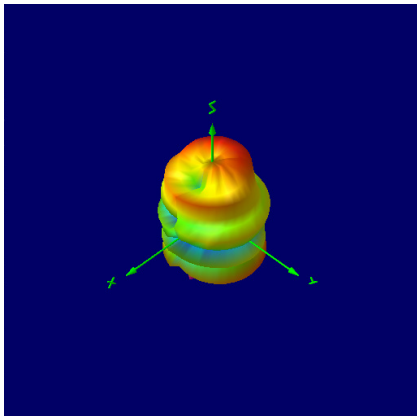
800 MHz



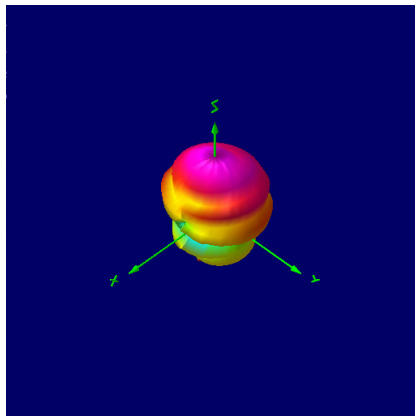
900 MHz



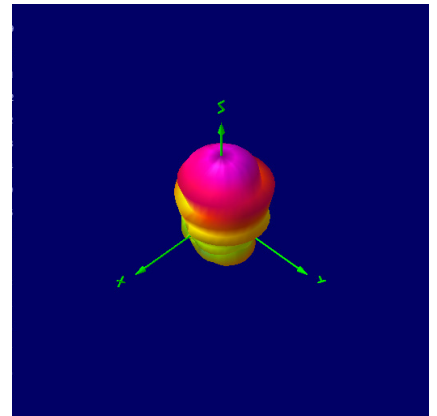
1500 MHz



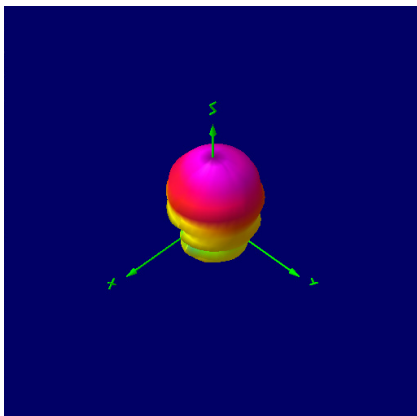
1600 MHz



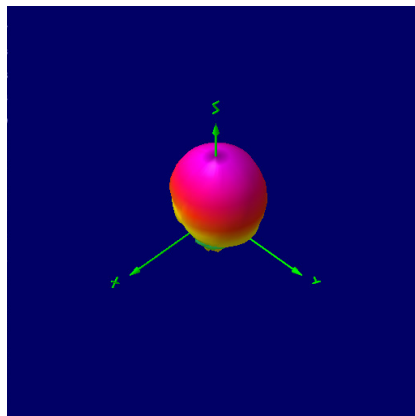
1700 MHz



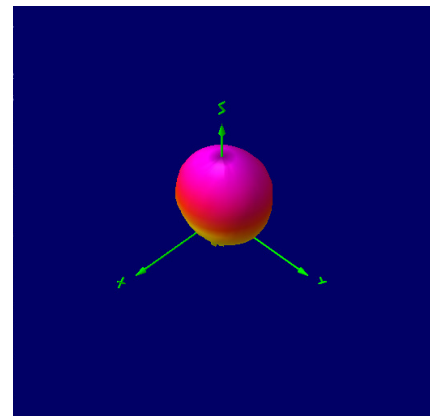
1800 MHz



1900 MHz



2000 MHz



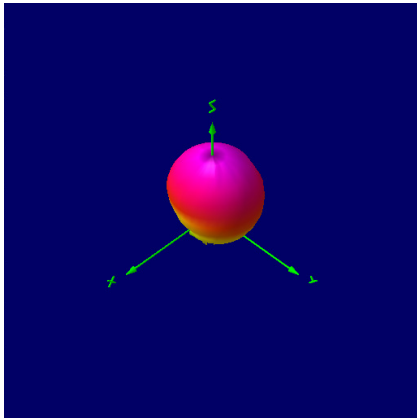


Tango 44

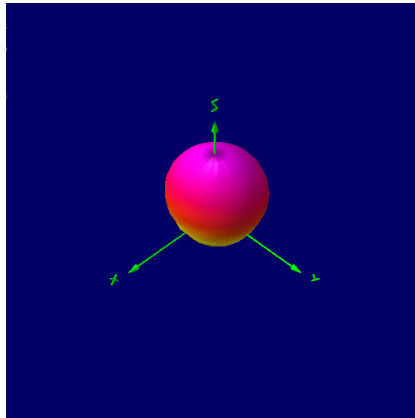
5G/4G/Dual Band Wi-Fi/Bluetooth/LoRa/SigFox Puck Antenna

3D Radiation Plots

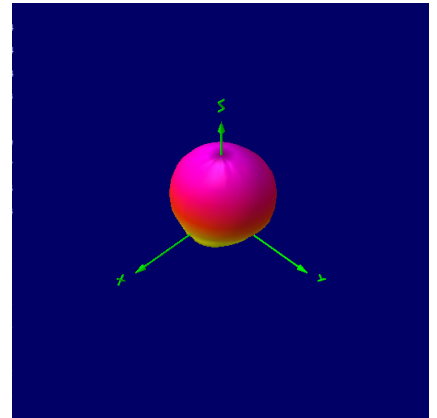
2100 MHz



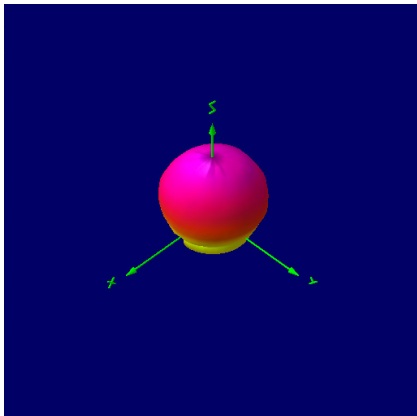
2300 MHz



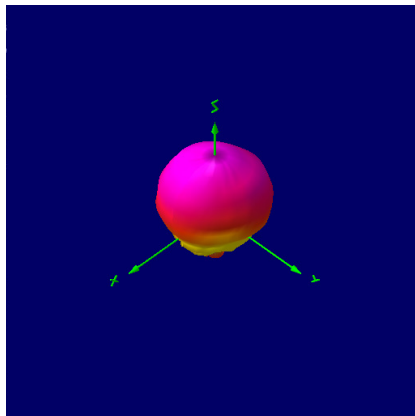
2400 MHz



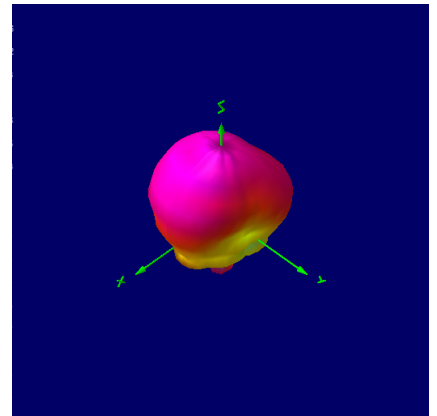
2500 MHz



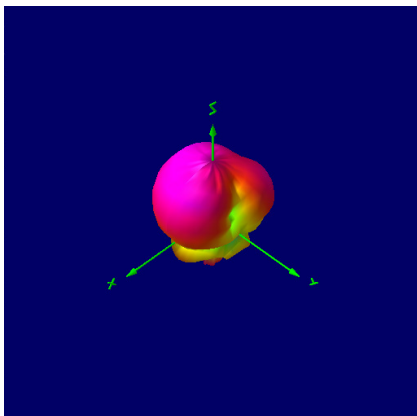
2600 MHz



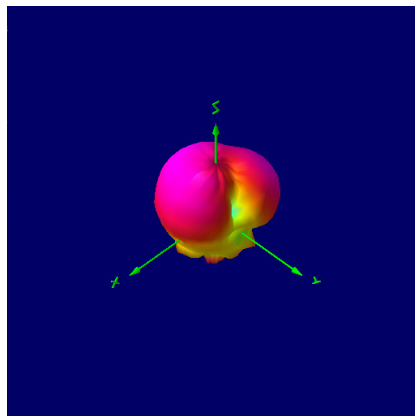
3300 MHz



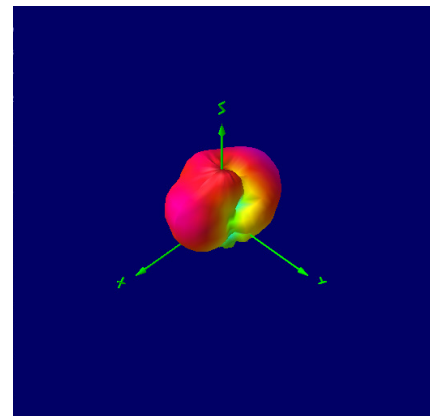
3500 MHz



3700 MHz



4700 MHz



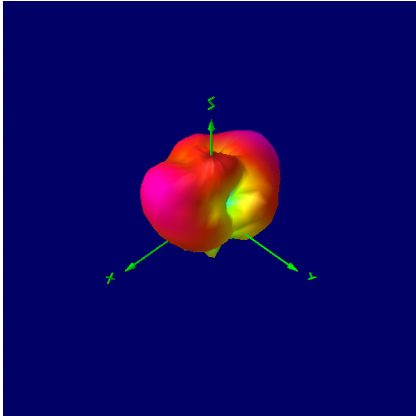


Tango 44

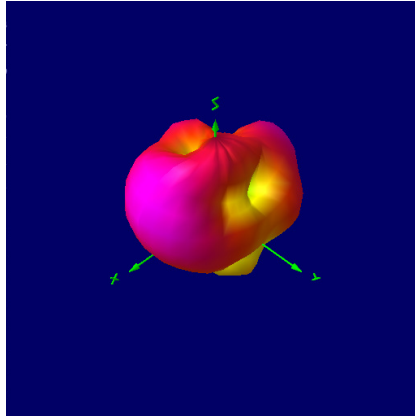
5G/4G/Dual Band Wi-Fi/Bluetooth/LoRa/SigFox Puck Antenna

3D Radiation Plots

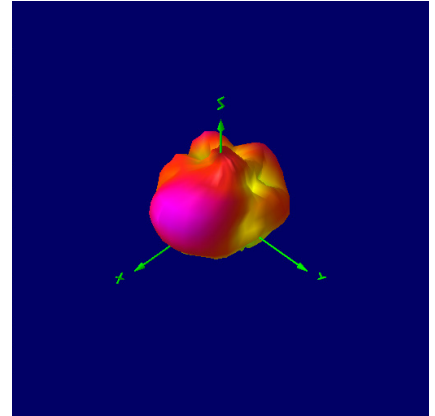
5200 MHz



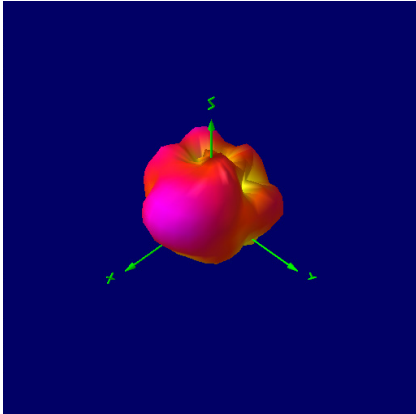
5500 MHz



5800 MHz



5900 MHz



NOTE: All 3D radiation plots are shown with Theta = 45 and Phi = 45.