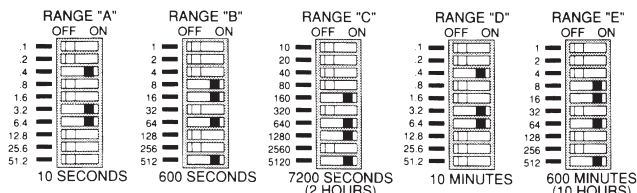


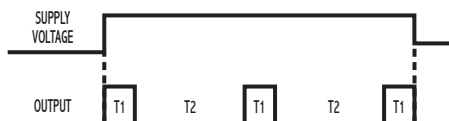
## OPERATION

When supply voltage is applied to the input, the relay energizes and ON time (T1) begins. Upon completion of the ON time, the relay de-energizes and the OFF time (T2) begins. Upon completion of the OFF time, the relay energizes and one cycle is complete. This ON/OFF cycling continues until supply voltage is removed from the input. The ON/OFF delay periods are independently selectable within the same range.

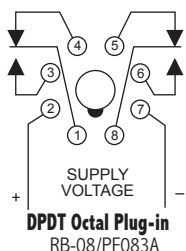
## DIP SWITCH OPERATION



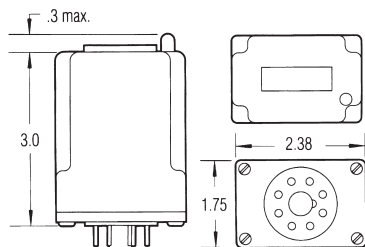
Digital selection of the time delay is accomplished by the use of ten (10) binary switches, each marked with a time increment. The time periods, of which there are five (5) ranges, represented by each switch in the ON position is added together to obtain the desired time delay.



## WIRING

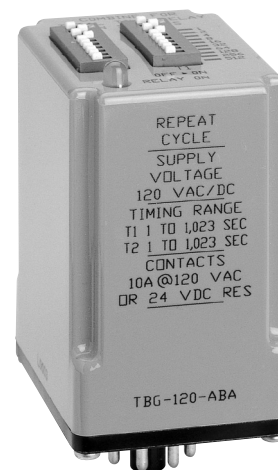


## DIMENSIONS



## MODEL NUMBER

<b>MODEL NUMBER</b>	TBG				A
<b>CONTROL VOLTAGE</b>					
12 Volts DC	12	D			
24 Volts AC/DC	24	A			
48 Volts DC	48	D			
120 Volts AC/DC	120	A			
240 Volts AC	240	A			
<b>TIME DELAY RANGE</b>					
0.1 to 102.3 SEC in 0.1 SEC Increments				A	
1.0 to 1,023 SEC in 1.0 SEC Increments				B	
10 to 10,230 SEC in 10 SEC Increments				C	
0.1 to 102.3 MIN in 0.1 MIN Increments				D	
1.0 to 1,023 MIN in 1.0 MIN Increments				E	
<b>HOUSING</b>					A



Repeat Cycle-ON Time First  
DIP Switch TDR

## SPECIFICATIONS

### TIME DELAY RANGE

A	0.1 to 102.3 SEC in 0.1 SEC Increments
B	1.0 to 1,023 SEC in 1.0 SEC Increments
C	10 to 10,230 SEC in 10 SEC Increments
D	0.1 to 102.3 MIN in 0.1 MIN Increments
E	1.0 to 1,023 MIN in 1.0 MIN Increments

### OUTPUT RATING

10 A @ 250 VAC or 24 VDC, resistive

### ACCURACY

Setting  $\pm 2\%$  or  $\pm 50$  mSEC; whichever is greater  
Repeat  $\pm 0.1\%$  or  $\pm 8.3$  mSEC; whichever is greater

### RESET TIMES

Before Time Out	100 mSEC
After Time Out	50 mSEC

### SUPPLY VOLTAGE

12, 24, 48, 120 or 240 VAC, 50/60 Hz; or DC;  $\pm 10\%$

### FALSE TRANSFER

No

### REVERSE POLARITY PROTECTED

Yes

### POWER REQUIRED

3 VA, approximately

### DUTY CYCLE

Continuous

### TEMPERATURE RATING

Operate  $32^\circ$  to  $131^\circ$ F ( $0^\circ$  to  $+55^\circ$ C)  
Storage  $-49^\circ$  to  $185^\circ$ F ( $-45^\circ$  to  $+85^\circ$ C)

### LIFE EXPECTANCY

Mechanical 10 million operations, minimum  
Electrical 100,000 Operations @ rated load

### INDICATORS

LED glows when relay is energized.

### ISOLATION

1,500 volts, input/output

### WEIGHT

0.4 lbs.