



## Flasher DIP Switch TDR

### SPECIFICATIONS

#### TIME DELAY RANGE

A	0.1 to 102.3 SEC in 0.1 SEC Increments
B	1.0 to 1,023 SEC in 1.0 SEC Increments
C	10 to 10,230 SEC in 10 SEC Increments
D	0.1 to 102.3 MIN in 0.1 MIN Increments
E	1.0 to 1,023 MIN in 1.0 MIN Increments

**OUTPUT RATING** 10 A @ 250 VAC or 24 VDC, resistive

**ACCURACY** Setting  $\pm 2\%$  or  $\pm 50$  mSEC; whichever is greater  
Repeat  $\pm 0.1\%$  or  $\pm 8.3$  mSEC; whichever is greater

**RESET TIMES** Before Time Out 100 mSEC  
After Time Out 50 mSEC

**SUPPLY VOLTAGE** 12, 24, 48, 120 or 240 VAC, 50/60 Hz; or DC;  $\pm 10\%$

**FALSE TRANSFER** No

**REVERSE POLARITY PROTECTED** Yes

**POWER REQUIRED** 3 VA, approximately

**DUTY CYCLE** Continuous

**TEMPERATURE RATING** Operate  $32^\circ$  to  $131^\circ\text{F}$  ( $0^\circ$  to  $+55^\circ\text{C}$ )  
Storage  $-49^\circ$  to  $185^\circ\text{F}$  ( $-45^\circ$  to  $+85^\circ\text{C}$ )

**LIFE EXPECTANCY** Mechanical 10 million operations, minimum  
Electrical 100,000 Operations @ rated load

**INDICATORS** LED glows when relay is energized.

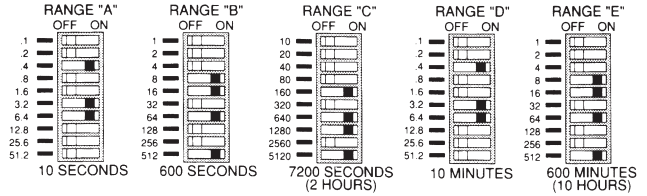
**ISOLATION** 1,500 volts, input/output

**WEIGHT** 0.35 lbs.

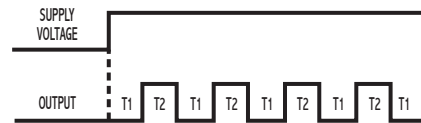
### OPERATION

When supply voltage is applied to the input, the OFF time (T1) begins. Upon completion of the OFF time, the relay energizes and the ON time (T2) begins. Upon completion of the ON time, the relay de-energizes and one cycle is complete. This OFF/ON cycling continues until supply voltage is removed from the input. The OFF time always equals the ON time.

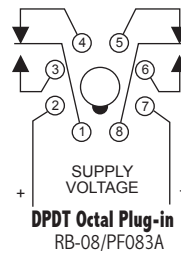
### DIP SWITCH OPERATION



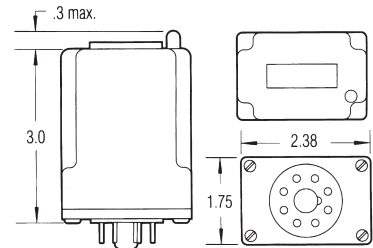
Digital selection of the time delay is accomplished by the use of ten (10) binary switches, each marked with a time increment. The time periods, of which there are five (5) ranges, represented by each switch in the ON position is added together to obtain the



### WIRING



### DIMENSIONS



### MODEL NUMBER

MODEL NUMBER	TBL				A
<b>CONTROL VOLTAGE</b>					
12 VDC		12	D		
24 VAC/DC		24	A		
48 VDC		48	D		
120 VAC/DC		120	A		
240 VAC		240	A		
<b>TIME DELAY RANGE</b>					
0.1 to 102.3 SEC in 0.1 SEC Increments					A
1.0 to 1,023 SEC in 1.0 SEC Increments					B
10 to 10,230 SEC in 10 SEC Increments					C
0.1 to 102.3 MIN in 0.1 MIN Increments					D
1.0 to 1,023 MIN in 1.0 MIN Increments					E
<b>HOUSING</b>					A