



SURFACE MOUNT

Directional Coupler

TCD-10-1W+

Mini-Circuits

50Ω 10 to 750 MHz

FEATURES

- Wideband, 10 to 750 MHz
- Low mainline loss, 1.2 dB typ.
- Aqueous washable
- Leads for excellent solderability
- Protected by US Patent 6,140,887



Generic photo used for illustration purposes only

CASE STYLE: DB714

APPLICATIONS

- VHF/UHF
- Signal sampling
- Communications

+RoHS Compliant

The +Suffix identifies RoHS Compliance. See our website for methodologies and qualifications

ELECTRICAL SPECIFICATIONS AT 25°C

Parameter	Frequency (MHz)	Min.	Typ.	Max.	Unit
Frequency Range	—	10	—	750	MHz
Mainline Loss ¹	10-100	—	1.3	2.1	dB
	100-350	—	1.2	1.6	
	350-750	—	1.4	2.0	
Coupling		—	10.3±0.5	—	dB
Coupling Flatness (±)		—	±0.8	—	dB
Directivity	10-100	17	22	—	dB
	100-350	14	18	—	
	350-750	—	15	—	
VSWR	10-750	—	13	—	:1
Input Power	10-100	—	—	0.5	W
	100-750	—	—	1.0	

1. Mainline loss includes theoretical power loss at coupled port.

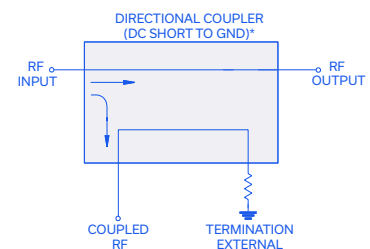
MAXIMUM RATINGS

Parameter	Ratings
Operating Temperature	-40°C to 85°C*
Storage Temperature	-55°C to 100°C

Permanent damage may occur if any of these limits are exceeded.

* Case temperature is defined as temperature on ground leads.

ELECTRICAL SCHEMATIC



*Electrical schematic is for Directional coupler with internal transformer(s) and external termination



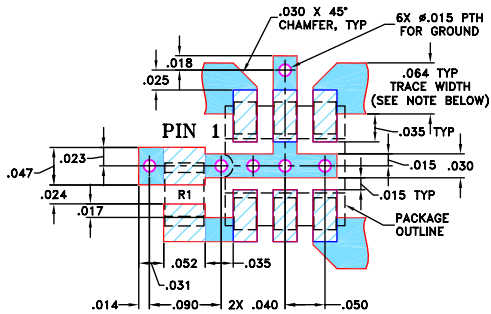


PIN CONNECTIONS

INPUT	3
OUTPUT	4
COUPLED	1
GROUND	2
50Ω TERM EXTERNAL	6
NOT USED	5

PRODUCT MARKING: N/A

DEMO BOARD MCL P/N: TB-71 SUGGESTED PCB LAYOUT (PL-009)



RESISTOR R1: 49.9 ± 1% Ohm, 0805 SIZE

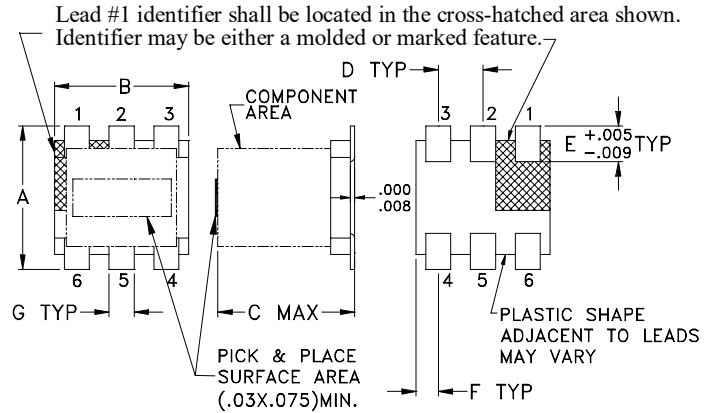
NOTES: 1. TRACE WIDTH IS SHOWN FOR ROGERS RO4350B WITH DIELECTRIC THICKNESS 0.030" ± 0.002"; COPPER: 1/2 OZ. EACH SIDE. FOR OTHER MATERIALS TRACE WIDTH MAY NEED TO BE MODIFIED.

2. BOTTOM SIDE OF THE PCB IS CONTINUOUS GROUND PLANE.

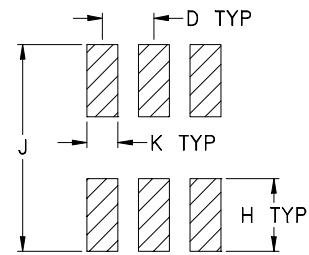
DENOTES PCB COPPER LAYOUT WITH SMOBC (SOLDER MASK OVER BARE COPPER)

DENOTES COPPER LAND PATTERN FREE OF SOLDER MASK

OUTLINE DRAWING



PCB Land Pattern



Suggested Layout,
Tolerance to be within ±.002

OUTLINE DIMENSIONS (Inches/mm)

A	B	C	D	E	F
.160	.150	.160	.050	.040	.025
4.06	3.81	4.06	1.27	1.02	0.64
G	H	J	K	wt	
.028	.065	.190	.030	grams	
0.71	1.65	4.83	0.76	0.15	

TAPE & REEL INFORMATION: F47