

Surface Mount  **RF Transformer**

50Ω

3 to 800 MHz

TCM4-1WX+

Features

- wide bandwidth. 3 to 800 MHz
- good return loss
- plastic base with solder plated leads
- aqueous washable

Applications

- CATV
- VHF/UHF
- balanced amplifier
- impedance matching



Generic photo used for illustration purposes only

CASE STYLE: DB1627

+RoHS Compliant

The +Suffix identifies RoHS Compliance. See our web site for RoHS Compliance methodologies and qualifications

Available Tape and Reel at no extra cost	
Reel Size	Devices/Reel
7"	20, 50, 100, 200, 500
13"	1000, 2000

Electrical Specifications at 25°C

Parameter	Frequency (MHz)	Min.	Typ.	Max.	Unit
Impedance Ratio (Secondary/Primary)			4		Ohm
Frequency Range		3		800	MHz
Insertion Loss*	3 - 800		3		dB
	4 - 400		2		
	10 - 100		1		

* Insertion Loss is referenced to mid-band loss, 0.8 dB typ.

Maximum Ratings

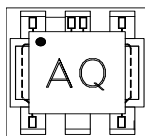
Parameter	Ratings
Operating Temperature	-20°C to 85°C
Storage Temperature	-55°C to 100°C
RF Power	0.25W
DC Current	30mA

Permanent damage may occur if any of these limits are exceeded.

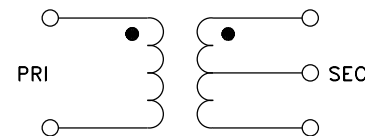
Pin Connections

Function	Pin Number
PRIMARY DOT	6
PRIMARY	4
SECONDARY DOT	1
SECONDARY	3
SECONDARY CT	2
NOT USED	5

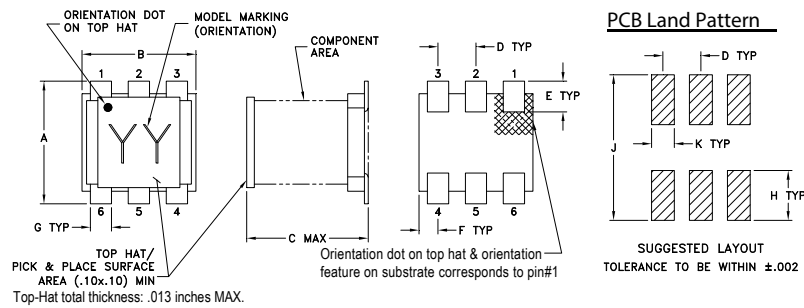
Product Marking



Config. A



Outline Drawing

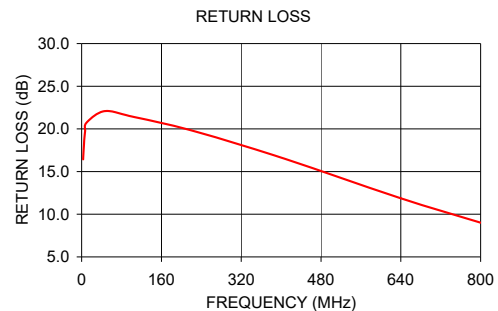


Outline Dimensions (inch/mm)

A	B	C	D	E	F
.160	.150	.160	.050	.040	.025
4.06	3.81	4.06	1.27	1.02	0.64
G	H	J	K	wt	
.028	.065	.190	.030	grams	
0.71	1.65	4.83	0.76	0.15	

Typical Performance Data

FREQUENCY (MHz)	INSERTION LOSS (dB)	INPUT R. LOSS (dB)
3.00	1.16	16.43
5.00	1.02	18.47
7.00	0.95	19.69
10.00	0.93	20.74
46.00	0.94	22.08
100.00	1.01	21.46
220.00	1.12	19.83
400.00	1.28	16.64
640.00	1.70	11.87
800.00	2.29	9.01



Additional Notes

- Performance and quality attributes and conditions not expressly stated in this specification document are intended to be excluded and do not form a part of this specification document.
- Electrical specifications and performance data contained in this specification document are based on Mini-Circuits' applicable established test performance criteria and measurement instructions.
- The parts covered by this specification document are subject to Mini-Circuits standard limited warranty and terms and conditions (collectively, "Standard Terms"); Purchasers of this part are entitled to the rights and benefits contained therein. For a full statement of the Standard Terms and the exclusive rights and remedies thereunder, please visit Mini-Circuits' website at www.minicircuits.com/MCLStore/terms.jsp