



Repeat Cycle—ON Time First Relay Output

SPECIFICATIONS

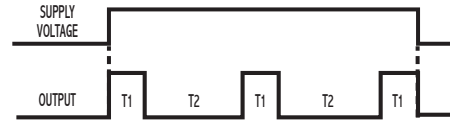
TIMING RANGES

Virtually unlimited. See page 77 for standard ranges available.

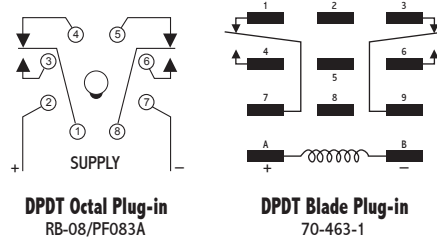
OUTPUT RATING	DPDT, 10 A @ 250 VAC or 24 VDC, resistive; 211 VA @ 120 VAC, inductive	
TIMING	Minimum Setting	+0 – 20%
TOLERANCES	Maximum Setting	±10%;
REPEATABILITY	1% maximum; no first cycle effect	
RESET TIMES	Before Time Out	100 mSEC
	After Time Out	50 mSEC
RECYCLE TIME	40 mSEC	
SUPPLY VOLTAGE	24 or 120 VAC or VDC, 50/60 Hz; ±10%	
FALSE TRANSFER	No	
REVERSE POLARITY PROTECTED	Yes	
POWER CONSUMPTION	3 watts (approximately)	
DUTY CYCLE	Continuous	
TEMPERATURE RATING	Operate	32° to 131°F (0° to +55°C)
	Storage	-49° to 185°F (-45° to +85°C)
LIFE EXPECTANCY	Mechanical	10 million operations (minimum)
	Electrical	100,000 operations @ rated load
WEIGHT	6.4 oz.	

OPERATION

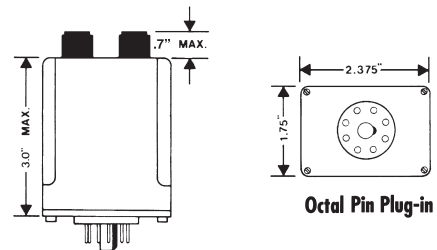
Application of voltage to the input of the timer energizes the relay and initiates the ON time. Upon completion of the ON time, the relay de-energizes and the OFF time begins. Upon completion of the OFF time, the relay energizes and one cycle is completed. This ON/OFF cycling continues until voltage is removed from the input. The ON/OFF time periods are independently adjustable.



WIRING



DIMENSIONS (INCHES)



MODEL NUMBER

MODEL NUMBER	TDG		A			
SUPPLY VOLTAGE	24 VAC or DC	24				
	110/120 VAC or DC	120				
TYPE OF OPERATION	Knob Adjustable		K			
	Lock Nut Adjustable		L			
	Fixed		F			
ENCLOSURE STYLE	8-pin octal plug-in				A	
	Blade plug-in				B	
DELAY PERIOD	See page 77 for standard ranges available					

Example: TDG-120-AKA-300 - Repeat cycle , On time first, 120 Volts AC or DC, Knob adjustable, both delays independently adjustable from 3 seconds to 300 seconds, 8 pin octal plug-in.