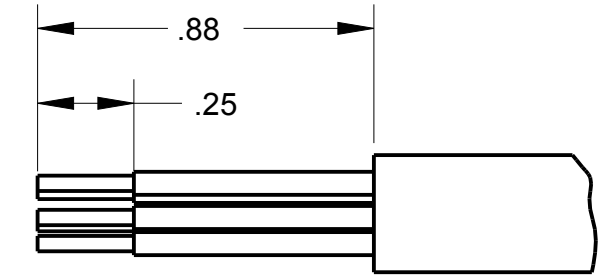
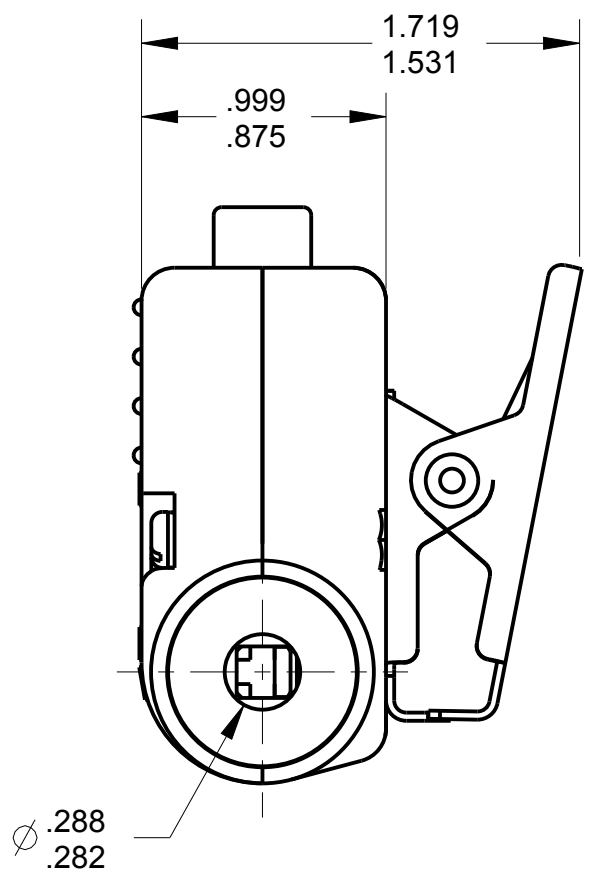
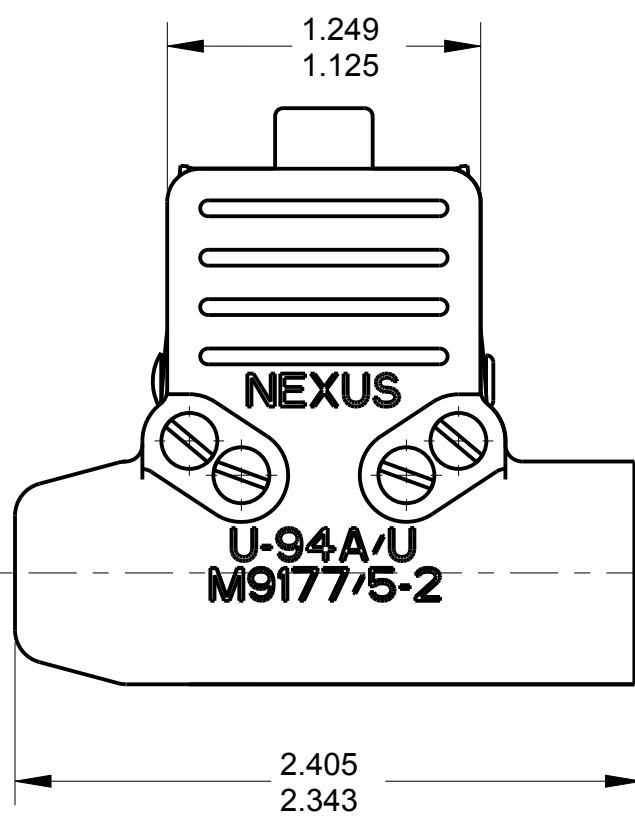
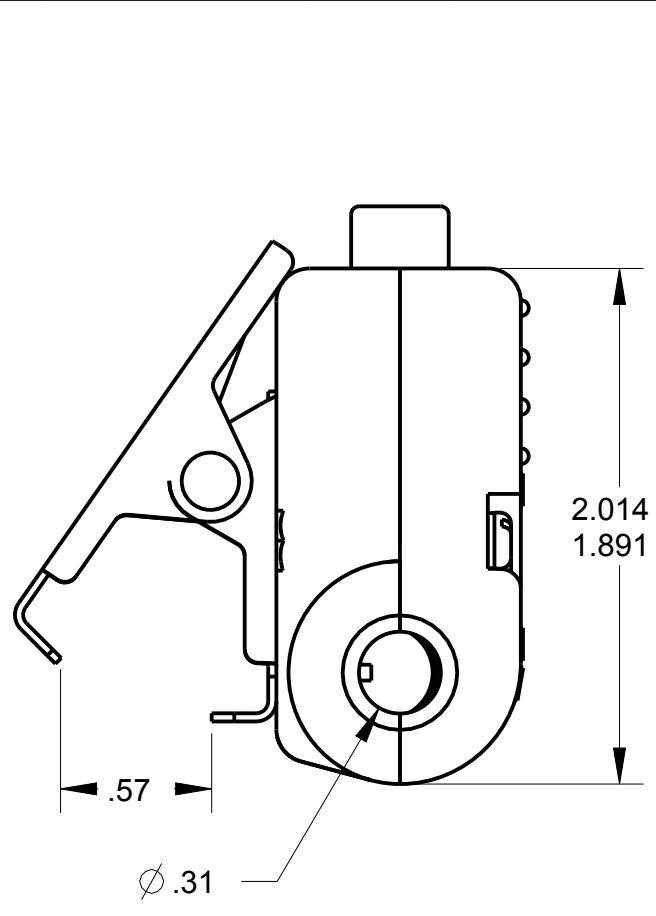
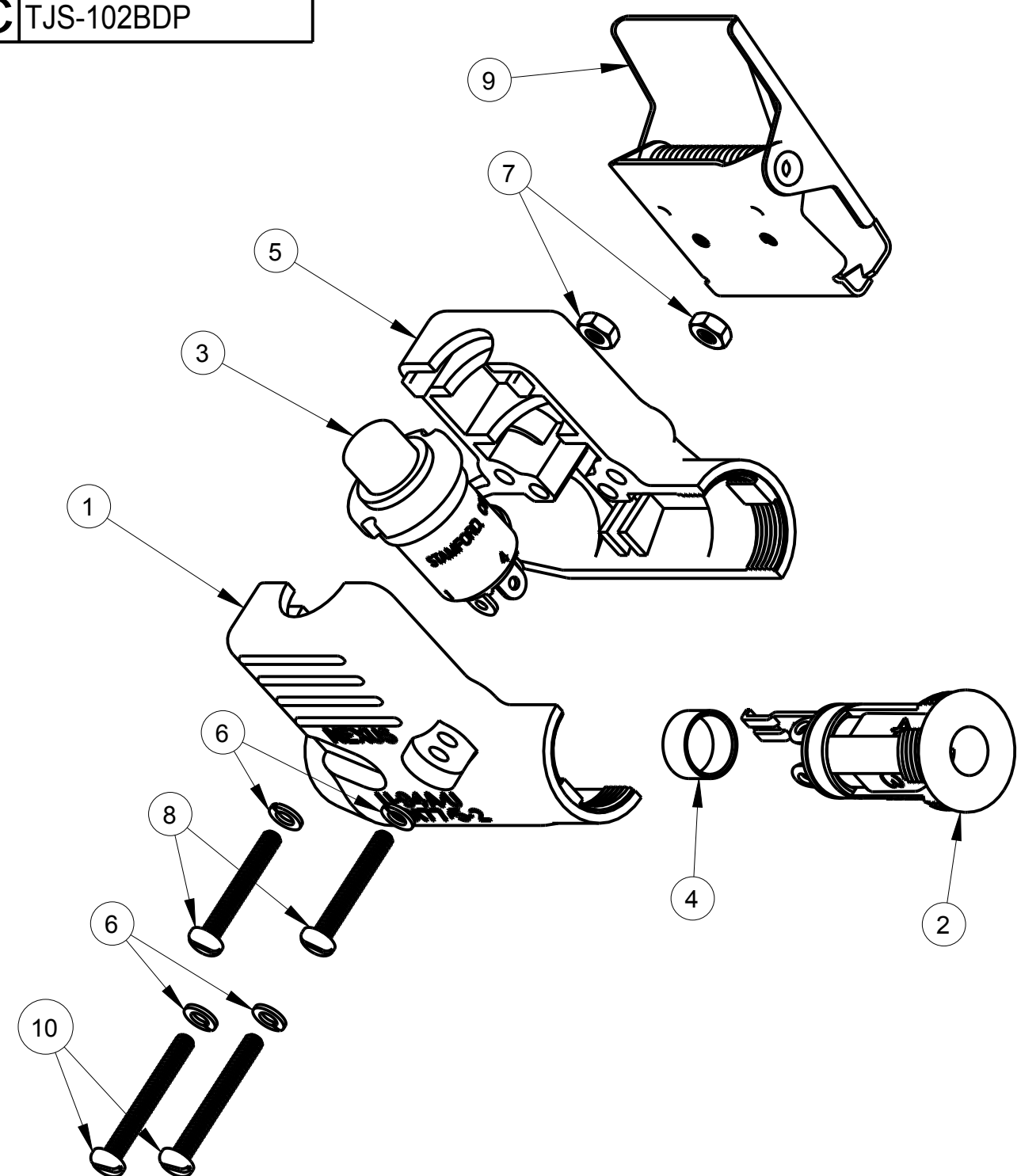


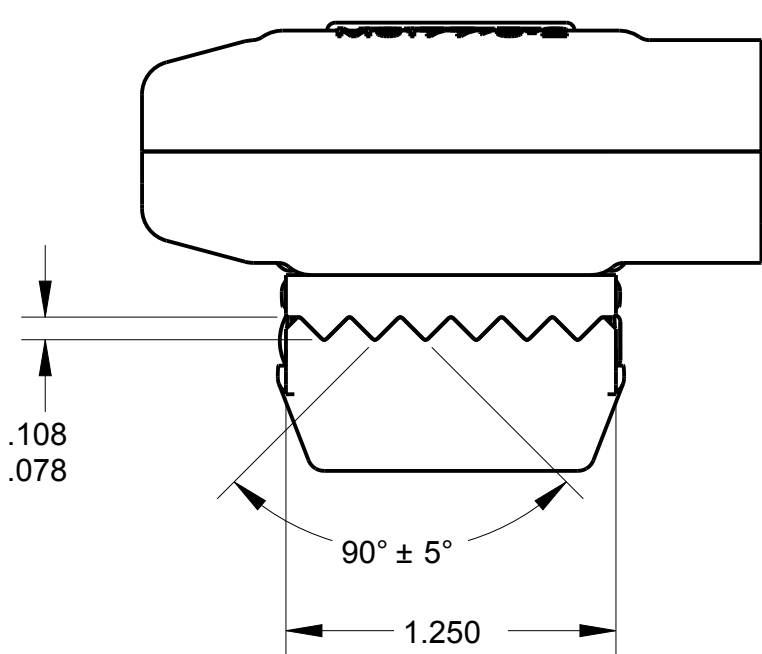
ITEM #	PART #	QTY	DESCRIPTION
1	TJS-102-1	1	SHELL HALF, RIBBED
2	TJS-102-3	1	JACK ASSEMBLY
3	NX307BB1B	1	SWITCH MOMENTARY (DPST, NO)
4	TP-102-20	1	CRIMP, SLEEVE (ϕ .39 X .20)
5	TJS-102-2	1	SHELL, HALF - SMOOTH
6	TJ-106-13B	4	#4 WASHER, LOCK, BLACK
7	TJ-106-14	2	NUT, #4-40 SPECIAL
8	TJS-102-15B	2	SCREW, BLACK
9	TJS-104-3AB	1	CLIP ASSEMBLY, BLACK
10	TJS-102-11B	2	SCREW, BLACK

NOTES:
 1) THIS CONNECTOR MEETS THE GENERAL REQUIREMENTS OF M9177, UNLESS OTHERWISE SPECIFIED
 2) EACH PART SHALL BE MARKED WITH U-94A/U & M9177/5-2
 3) CRIMPING TOOLS USE M22520/S-01 HAND TOOL W/CRIMP DIE M22520/5-29, M22520/5-3S OR M22520/5-5S
 4) MATING CONNECTORS M9177/1-1, & M9177/2-1

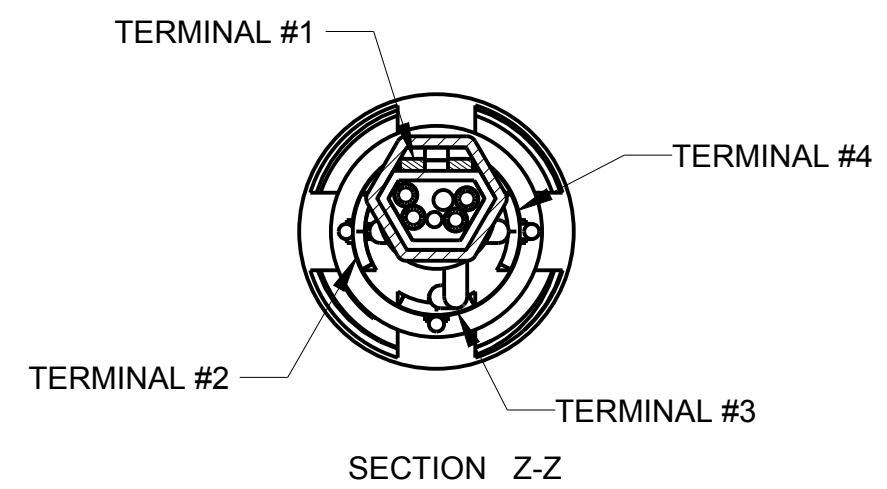
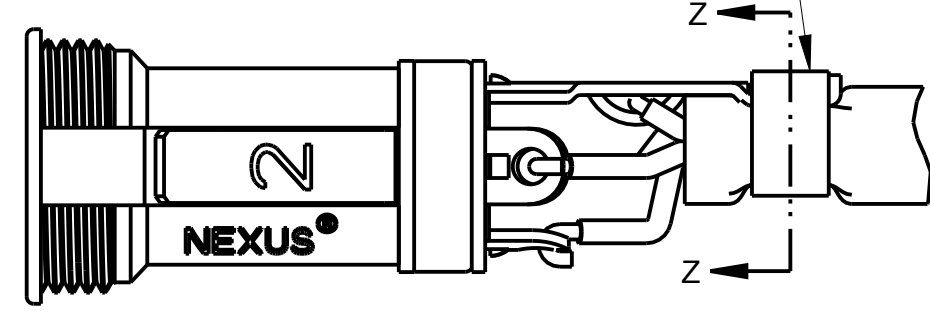
C TJS-102BDP



RECOMMENDED CABLE:
 WM085/U (5-COND)
 FOR USE WITH U-94A/U



HEXED CRIMP SLEEVE
 SEE NOTE #3



THIS DOCUMENT CONTAINS PROPRIETARY INFORMATION OF NEXUS, INCORPORATED AND SUCH INFORMATION MAY NOT BE DISCLOSED TO OTHERS FOR ANY PURPOSE OR USED FOR ANY PURPOSE WITHOUT THE WRITTEN CONSENT OF NEXUS.

DWN.BY HR		DATE 5/27/15		MATERIAL	
CHECKED BY		DATE		FINISH	
APPR.BY		DATE		WEIGHT _____ SCALE = 1.00 :1	
UNLESS OTHERWISE SPECIFIED DIMENSIONS ARE IN INCHES & OR (mm)				TITLE CONNECTOR AUDIO AIRBORNE JACK, 4 CONTACT DPST, NO, SWITCH,	
TOLERANCES: DECIMAL: ±.XX(X.X) ±.XXX(X.XX) ±.XXXX(X.XXX) ±.0X(0.X) ±.00X(0.0X) ±.000X(0.0XX)					
A NEW RELEASE 224 5/27 2015 HR				DO NOT SCALE DWG. SHEET 1 OF 1	
LET. REVISION		CN # DATE CHK		NEXUS STAMFORD, CONN	
				SIZE DWG. NO. C TJS-102BDP	