

## Thermal cut-out thermostat TK24/ TK32/ TK24HT

Automatic or manual reset



















design examples

Switches of this series are extremely robust with universal characteristics: they can be used as temperature monitors and controllers, current-capable up to 16 A, specifically adjustable hysteresis and low tolerance up to 3%. The plastic housing, the floor and the fastening are tension-free. The heat is applied directly to the thermo-bimetal snap-disc via the contact surface (bottom), and thus allows a very rapid reaction. The connections vary in dimensions and mounting angles (0 - 90°). Types TK24 and TK24HT are automatically resetting, whereas type TK32 is a manual-resetting switch.

### Technical data

ratings		type			
		TK24	TK24HT	TK32	
function		automatic		manual reset	
version		normally closed/open		normally closed	
ratings	rated current 250VAC (cosφ 0,95)	16A	10A	10A	16A
	switching cycles	30,000	100,000	10,000	10,000
	temperature T <sub>A</sub> (steps in 5°C)	min +10°C up to max. 175°C *	min +10°C up to max. 175°C *	+200°C to max. +250°C *	+30°C up to max. +250°C *
tolerance in %, but not less than °C		±1, ±3		±3, ±6, ±10	±3, ±6
contact resistance, Ω, not more		0,05			
hysteresis / reset temperature		20 ±5		40 ±10	
degree of protection of enclosure (EN60529)		IP4X			
dielectric strength		1.500			
suitable for use in protection class		II, I			
certifications	VDE  UL	All non-indicated tolerances according to DIN ISO 2768 M			

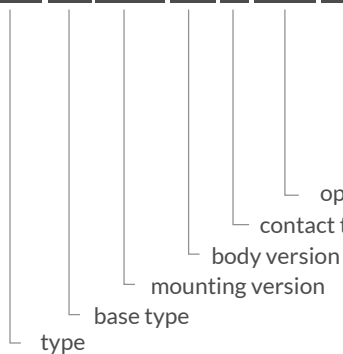
\* other temperatures on request

type	code	n.c.* normally closed = 1	illustration	drawing dimensions ( mm )	technical description
TK24	T01 MG01 B1P	x			terminals 6.3 x 0.8 mm plastic body, aluminium cap
TK24	T02 MG01 B1P	x			bent terminals 6.3 x 0.8 mm plastic body, aluminium
TK32	T01 MG01 B1P	x			manual reset terminals 6.3 x 0.8 mm plastic body, aluminium cap
TK32	T02 MG01 B1P	x			manual reset bent terminals 6.3 x 0.8 mm plastic body, aluminium
TK24HT	T01 MG01 B1C	x			terminals 6.3 x 0.8 mm ceramic body, steel cap standard bracket loose
TK24HT	T02 MG01 B1C	x			bent terminals 6.3 x 0.8 mm ceramic body, steel cap standard bracket loose
TK32	T01 MG01 B1C	x			manual reset terminals 6.3 x 0.8 mm ceramic body, aluminium / steel cap
TK32	T02 MG01 B1C	x			manual reset bent terminals 6.3 x 0.8 mm ceramic body, aluminium / steel cap

\* normally open on request

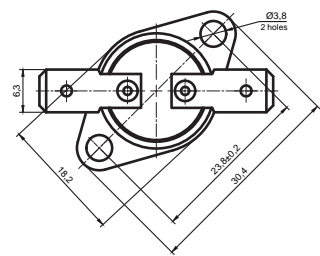
### Ordering example

**TK24 T01 MG01 B1P 1 50±3 40±3**



### Top View Dimensions

Dimensions (mm)



## Microtherm Sentronic GmbH

Täschenwaldstraße 3  
 75181 Pforzheim  
 Germany  
 Tel.: +49 7231 787-0  
 Fax: +49 7231 787-155  
 info@microtherm.de  
 www.microtherm.de



**MICROTHERM**  
sentronic