


# TMC5240-BOB

Document Revision V1.00 • 2022-SEP-21

## Module Top/Bottom View



## Features and additional Resources

- TMC5240 stepper motor driver & controller
- Supply voltage 4.5-36V
- $I_{phase}$  up to  $2.0A_{RMS}$
- Flexible wave table and phase shift
- **StealthChop2™** silent PWM mode
- **StallGuard4™** sensorless motor load detection
- Board width 1.0", board height 1.2"
- 2x12 pin 0.1" header rows for pins/connectors
- Link to [additional information and IC data sheet](#)

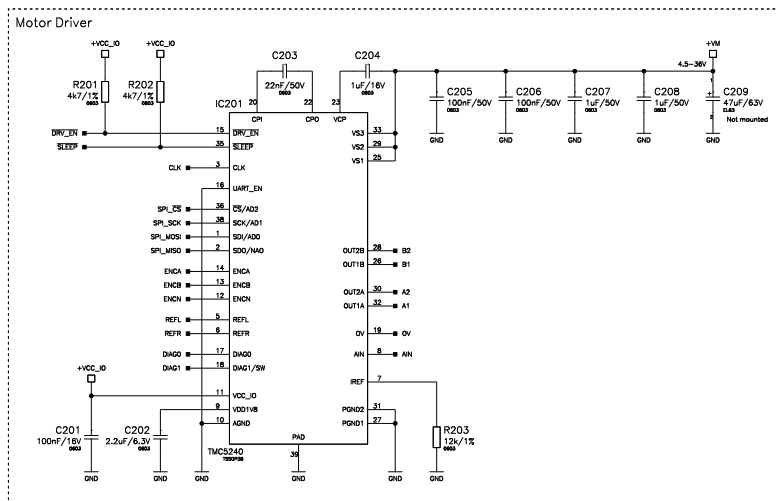
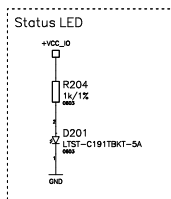
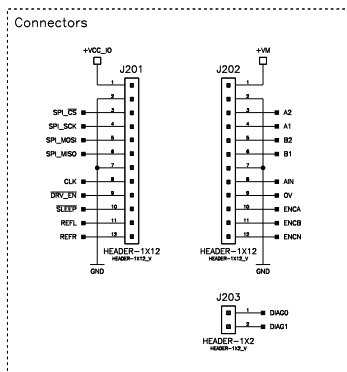
## Pin List

Pin	Left Header	Right Header
1	+VCC_IO	+VM
2	GND	GND
3	SPL_CS <sub>n</sub>	A2 (Motor Phase A)
4	SPL_SCK	A1 (Motor Phase A)
5	SPL_MOSI	B2 (Motor Phase B)
6	SPL_MISO	B1 (Motor Phase B)
7	GND	GND
8	CLK	AIN (1.25V max.)
9	DRV_EN <sub>n</sub>	OV
10	SLEEP <sub>n</sub>	ENCA
11	REFL	ENCB
12	REFR	ENCN
TP	DIAG0	DIAG1

## Bill of Materials

Pcs.	Value	Footprint	Description
1	1k/1%	0603	Resistor
2	4k7/1%	0603	Resistor
1	12k/1%	0603	Resistor
1	1uF, 16V	0603	Capacitor
2	1uF, 50V	0603	Capacitor
1	2u2, 6.3V	0603	Capacitor
1	22nF, 50V	0603	Capacitor
1	100nF, 16V	0603	Capacitor
2	100nF, 50V	0603	Capacitor
1	blue/0603	0603	LED
1	TMC5240	TSSOP38	<a href="#">Trinamic Stepper Motor Driver</a>

## Schematics



©2022 TRINAMIC Motion Control GmbH & Co. KG, Hamburg, Germany  
 Terms of delivery and rights to technical change reserved.  
 Download newest version at [www.trinamic.com](http://www.trinamic.com)

