

Dwg # C4	Dwg Size C	DATA CONTAINED IN THIS DOCUMENT IS THE PROPERTY OF TROMPETER ELECTRONICS, INC. FOR EXCLUSIVE USE OF THE CUSTOMER. NO PART OF THIS DOCUMENT IS TO BE REPRODUCED OR TRANSMITTED IN ANY FORM OR BY ANY MEANS, ELECTRONIC OR MECHANICAL, INCLUDING PHOTOCOPYING, RECORDING, OR BY ANY INFORMATION STORAGE AND RETRIEVAL SYSTEM.	REVISIONS		SH 1
			REV L	ED L	
			8/722	.605 MAX WAS .600 & RECDWN	1-0252

DASH NO	MODEL NO	CONN TYPE	FIG NO
-1	TN2	3-LUG	1
-2	TN2A	3-LUG	3
-3	TN2T	THREADED	2
-4	TN2TA	2-LUG	4
-5	TN2TL	2-LUG	1
-6	TN2TLLA	4-LUG	3
-7	TN2TFL	4-LUG	1
-8	TN2FLA	4-LUG	3

INCH	MM
.005	0.13
.030	0.76
.600	15.24
.625	15.88
1.166	29.62
2.673	67.86
2.699	68.55

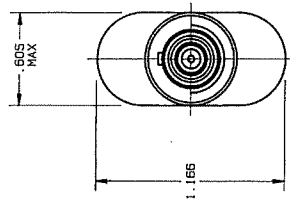


FIG 1
FIG 2

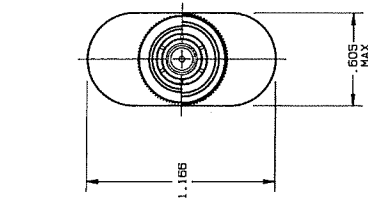
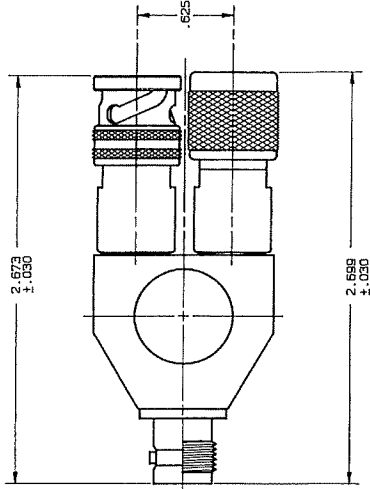
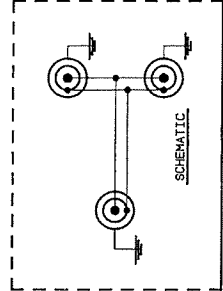
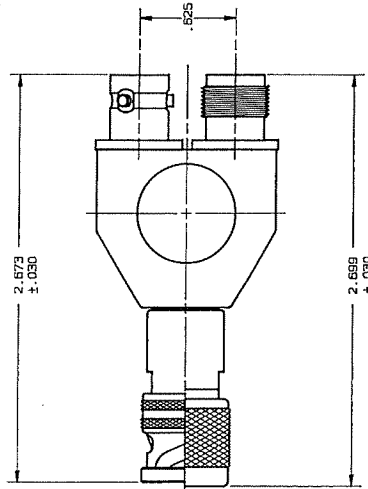


FIG 3
FIG 4



- FIXED PARALLEL NETWORKS, CONCENTRIC TWINAX, TRIAX, 2, 3, 4-LUG & THREADED PLUG(S) & JACK(S)
- FINISH: TFS-1A (NICKEL)
- ALL DIM ARE IN INCHES

QTY	DESCRIPTION	PART NUMBER	ITEM
10, UNLESS SPECIFIED	TROMPETER	TN2/2A/2T/2TA/2TL/2TLA/2FL/2FLA	
.XX ± .005	ELECTRONICS, INC.		
.5000E			
UNLESS	MATERIAL	CODE IDENT	DRAWING NO.
OTHER THAN 12-11-86		14949	1-0252
DATE 12/27/89			L
DESIGNER	SCALE 2/1	DATE 12-29-85	SHEET 1 OF 2
APPROVER			

RED INDICATES ORIGINAL