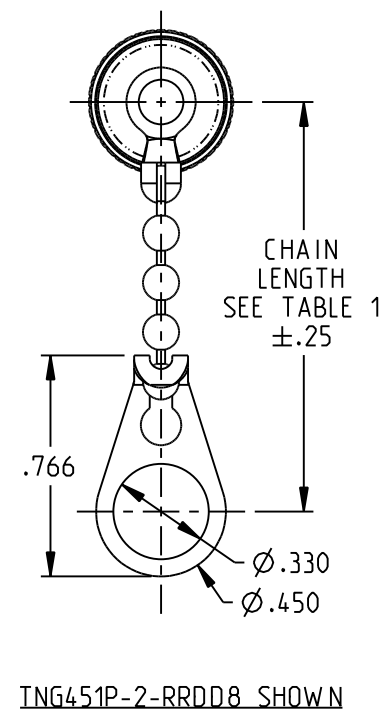
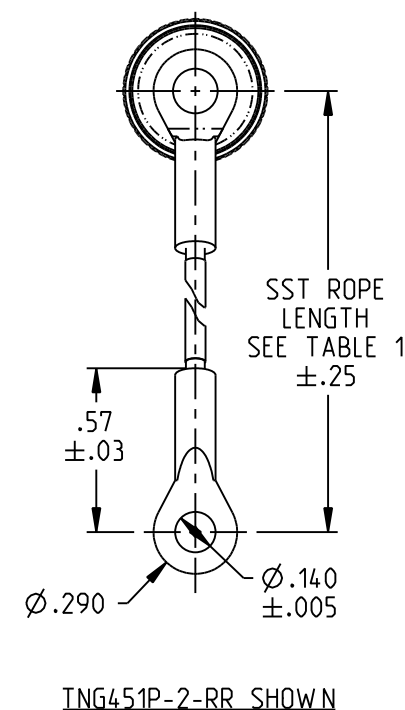
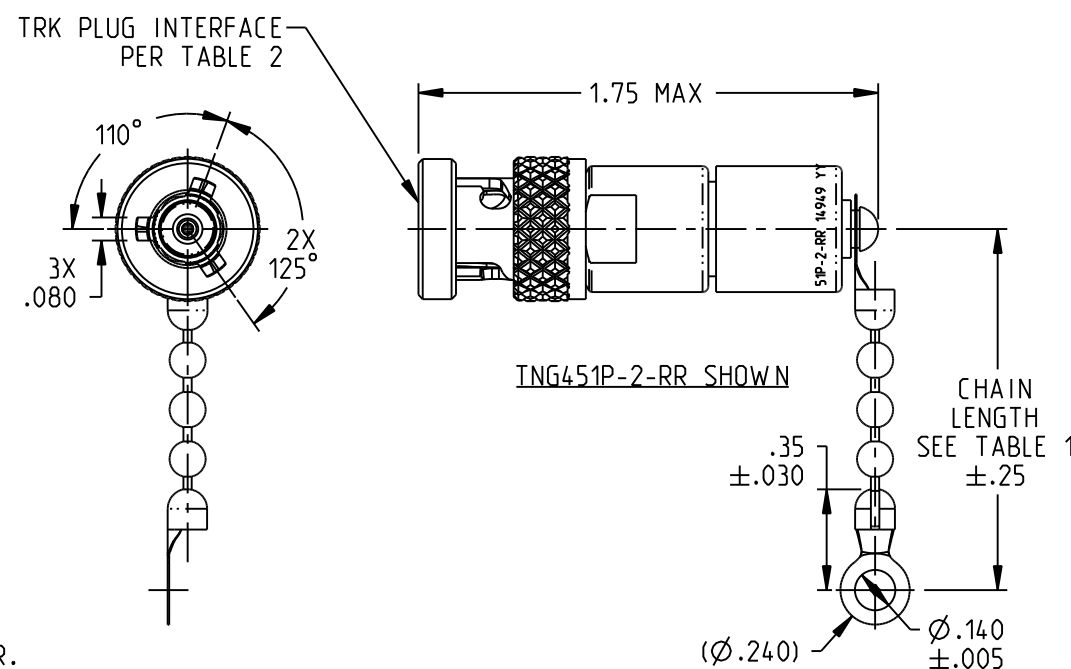
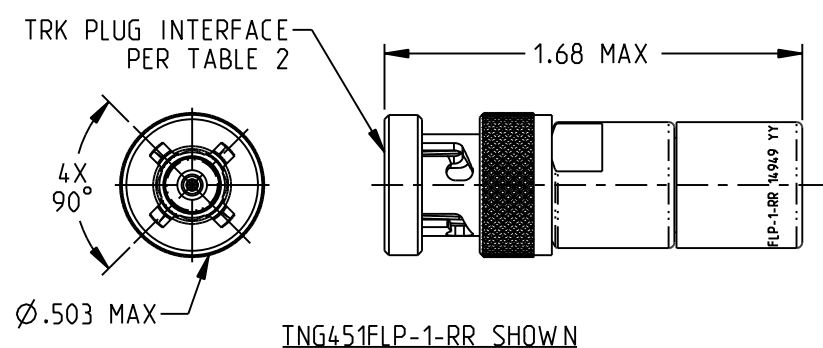
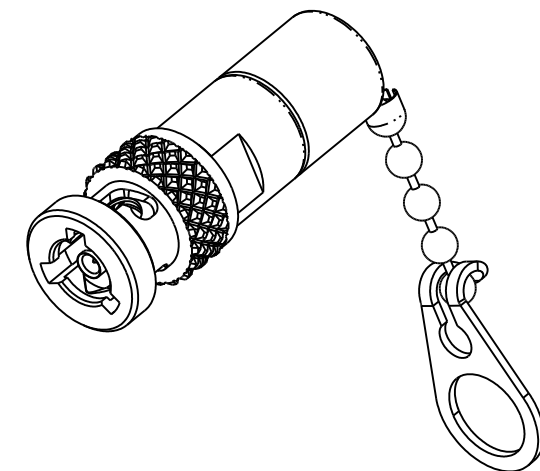


TABLE 1	
MODEL NUMBER	LANYARD MATERIAL AND LENGTH
TNG451XXY-2-RR & TNG451XXY-2-RRDD8	2.5 BRASS BEAD CHAIN
TNG451XXY-3-RR & TNG451XXY-3-RRDD8	2.5 NYLON BEAD CHAIN
TNG451XXY-4-RR & TNG451XXY-4-RRDD8	3.0 BRASS BEAD CHAIN
TNG451XXY-5-RR & TNG451XXY-5-RRDD8	3.0 NYLON BEAD CHAIN
TNG451XXY-6-RR & TNG451XXY-6-RRDD8	6.0 BRASS BEAD CHAIN
TNG451XXY-7-RR & TNG451XXY-7-RRDD8	6.0 NYLON BEAD CHAIN
TNG451XXY-8-RR & TNG451XXY-8-RRDD8	4.0 BRASS BEAD CHAIN
TNG451XXY-9-RR & TNG451XXY-9-RRDD8	4.0 NYLON BEAD CHAIN
TNG451XXY-10-RR & TNG451XXY-10-RRDD8	10.0 BRASS BEAD CHAIN
TNG451XXY-11-RR & TNG451XXY-11-RRDD8	10.0 NYLON BEAD CHAIN
TNG451XXY-12-RR	2.5 STAINLESS STEEL ROPE
TNG451XXY-13-RR	3.0 STAINLESS STEEL ROPE
TNG451XXY-14-RR	6.0 STAINLESS STEEL ROPE

TABLE 2				
MODEL NUMBER	SLOTS	INTERMEDIATE CONTACT	CENTER CONTACT	INTERFACE PER
TNG451P-ZZ-RRAAA	3	PIN	SOCKET	SPC-09500-43-41
TNG451S-ZZ-RRAAA	3	SOCKET	PIN	SPC-09500-43-40
TNG451FLP-ZZ-RRAAA	4	PIN	SOCKET	SPC-09500-43-41
TNG451FLP-ZZ-RRAAA	4	SOCKET	PIN	SPC-09500-43-41

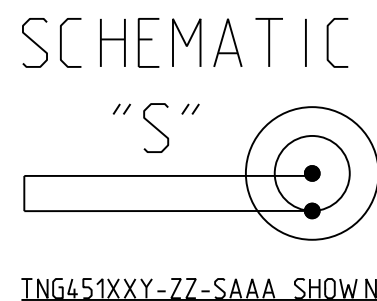
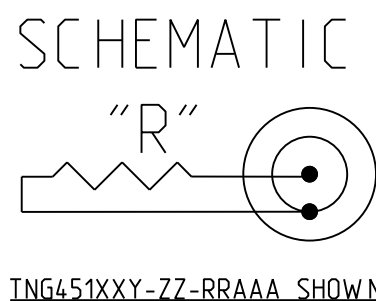
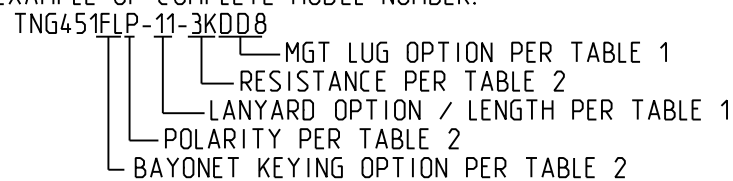
TABLE 3	
MODEL NUMBER	RESISTANCE (OHMS)
TNG451XXY-ZZ-78AAA	78
TNG451XXY-ZZ-3KAAA	3000
TNG451XXY-ZZ-SAAA	0 (SHORT)
TNG451XXY-ZZ-OAAA	KIT



NOTES: UNLESS OTHERWISE SPECIFIED:

- MATERIAL & FINISH:
 - BODY & BAYONET SLEEVE: NICKEL PLATED BRASS.
 - INTERMEDIATE & CENTER CONTACT: GOLD PLATED BERYLLIUM COPPER.
 - INSULATOR & DIELECTRIC: PTFE (TEFLON) AND POM (DELRIIN).
 - GASKET: SILICONE RUBBER.
 - DRIVE SCREW: PASSIVATED STAINLESS STEEL
 - BEAD CHAIN ASSY:
 - CHAIN: NICKEL PLATED BRASS OR NYLON, WHITE
 - END RING: NICKEL PLATED BRASS
 - STAINLESS STEEL ROPE ASSY:
 - CABLE: STAINLESS STEEL COVERED W/BLACK NYLON JACKET
 - END RING: PASSIVATED STAINLESS STEEL

2. EXAMPLE OF COMPLETE MODEL NUMBER:



- ELECTRICAL:
 - RESISTANCE: SEE TABLE 3
 - FREQUENCY (MAX): 500 MHZ

4. TERMINATE KIT USING TOOLS FROM TAI-162.

<p>NOTICE: The information in this drawing is PROPRIETARY and must not be used without the permission of Cinch Connectivity Solutions. It may contain data whose export is restricted. Verify status prior to exporting.</p> <p>INTERPRET DRAWING IN ACCORDANCE WITH ASME Y14.5-2018</p>		TROMPETER Title: TERMINATION, TRK PLUG
	RoHS2 2015/863/EU	Model No.: TNG451XXY-ZZ-RRAAA
	UNLESS OTHERWISE SPECIFIED UNITS: INCH .XX ±.02 .XXX ±.010 ANGLES ±2°	Size B DO NOT SCALE DRAWING
	Date: 10/25/2022	Sheet 1 OF 1