

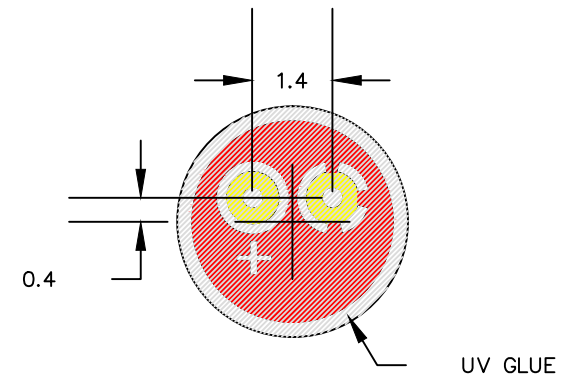
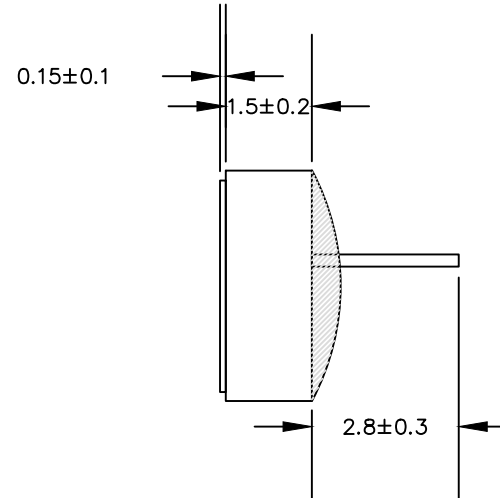
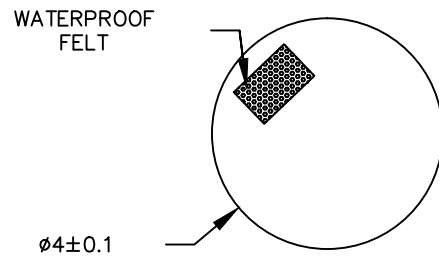
THIS DOCUMENT CONTAINS DATA PROPRIETARY TO PROJECTS UNLIMITED, INC. ANY USE OR REPRODUCTION, IN ANY FORM, WITHOUT PRIOR WRITTEN PERMISSION OF PROJECTS UNLIMITED, INC. IS PROHIBITED.  
© 2005, Projects Unlimited Inc.

## SPECIFICATIONS

PARAMETERS	VALUES	UNITS
DIRECTIVITY	OMNI	–
SENSITIVITY	$-30 \pm 3$	dB
STANDARD OPERATING VOLTAGE	2	Vdc
MAX OPERATING VOLTAGE	10	Vdc
CURRENT CONSUMPTION (MAX)	0.5	mA
IMPEDANCE	2.2	kOhm
SIGNAL TO NOISE RATIO (MIN.)	62	dB
TERMINAL	PIN	–
INTERNAL CAPACITOR	10	pF

## REVISIONS


LTR	DESCRIPTION	DATE	APPROVED
–	RELEASED FROM ENGINEERING	5/19/14	



### NOTES:

1. ALL DIMENSIONS ARE IN MILLIMETERS.
2. SPECIFICATION SUBJECT TO CHANGE OR WITHDRAWAL WITHOUT NOTICE.
3. THIS PART IS RoHS 2011/65/EU COMPLIANT.
4. THIS PART IS BACK ELECTRET.
5. THIS PART IS IP57 RATED.

FILE NAME  
TOW-1530P-R.DWG

UNLESS OTHERWISE SPECIFIED: DIMENSIONS ARE IN MILLIMETERS, TOLERANCES ARE $\pm 0.5$ AND ANGLES ARE $\pm 3^\circ$ .		 a projects unlimited company		3541 Stop Eight Road Dayton, Ohio 45414	
APPROVALS		DATE		MICROPHONE	
DRAWN <i>M.L.</i>		4/14			
CHECKED <i>M.L.</i>		4/14		SIZE	DRAWING NO.
APPROVED <i>B.R.</i>		4/14		A	TOW-1530P-R
SCALE: N.T.S.				SHEET 1 OF 1	