

REV. Status

REVISION - 08/18/95 TS
REVISION A REV DIM 4.75 WAS 9.5 ADDED DIMS 4.75 11/8/95 TS
REVISION B NEW FORMAT 07/08/98 TS

FCC68 TELECOMMUNICATIONS COUPLING TRANSFORMER 600:600CT

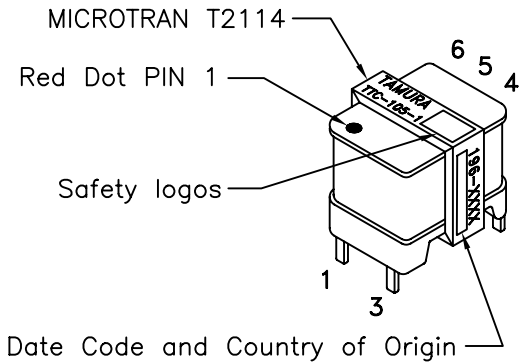
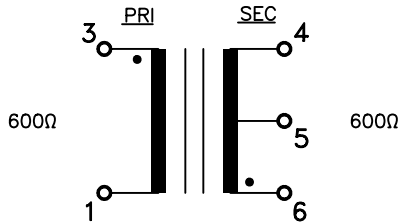
- A. Electrical Specifications (@ 25°C)
1. Pri. Source Impedance; 600Ω
 2. Sec. Load Impedance; 600Ω
 3. Pri. DC Current; 90mA max (1-3)
 4. Operating Level; -45dBm to +10dBm
 5. Insertion Loss;
 - 3.0dB max @ 660 to 800Hz, 0dBm, DC90mA
 - 2.5dB max @ 800 to 3.5KHz, 0dBm, DC90mA
 6. Frequency Response;
 - +0.7dB, -1.0dB @ 660 to 800Hz, 0dBm, DC90mA (relative to 2KHz)
 - +0.7dB, -0.7dB @ 800 to 3.5KHz, 0dBm, DC90mA (relative to 2KHz)
 7. Longitudinal Balance; 60dB min @ 200 to 4KHz
 8. DC Resistance;
 - (1-3) = 71Ω ± 15%
 - (4-6) = 117Ω ± 15%
 9. Turns Ratio; (1-3) : (4-6) = 1 : 1.00 ± 2%
 10. Dielectric Strength;
 - 1500Vrms 1 minute @ Pri. to Sec. and Core
 - 1000Vrms 1 minute @ Sec. to Core



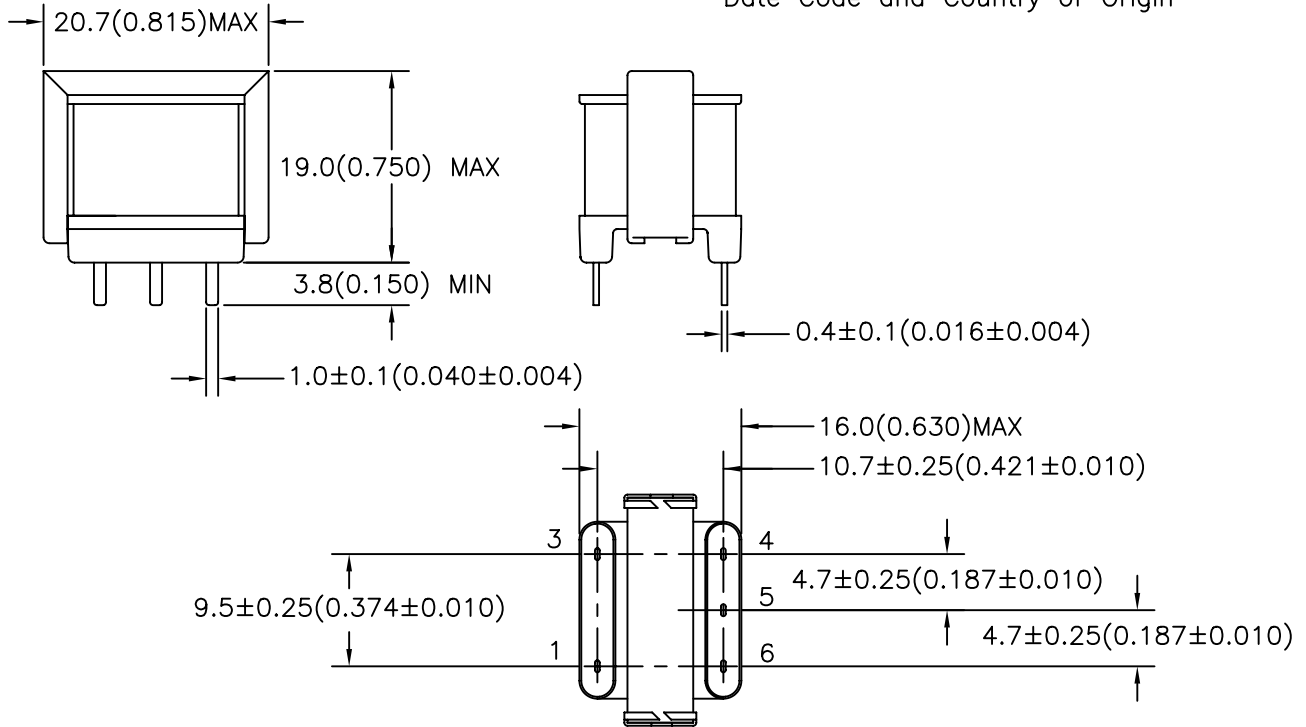
MODEL NUMBER
TTC-105-1

- B. Marking; TTC-105-1, TAMURA, T2114, MICROTAN, date code and country of origin
 C. Safety; CSA-C22.2 No. 66-M1988 File No. LR81383
 UL 1863 File No. E142035

D. Schematic Diagram



E. Mechanical Specifications



TOLERANCES (mm)
≤ 4 ± 0.2
4 ≤ 20 ± 0.3
20 ≤ 50 ± 0.4

PREPARED BY:

J. Peterson

ENGINEER:

T. Shiozawa

QUALITY CONTROL:

D. Kelley

APPROVED:

D. Kelley

DWG CONTROL NO.
P-A1-11384
ACAD\TTC\A1113841.DWG

REV
B

TELECOMMUNICATIONS COUPLING
TRANSFORMER

TAMURA CORPORATION OF AMERICA
43352 BUSINESS PARK DRIVE, TEMECULA, CA. 92590-6624
(909) 699-1270 FAX 9096769482

TTC-105-1
MODEL SPECIFICATION

DIM:mm(In) SCL: NONE SH: 1 OF 1

PROPRIETARY NOTICE: THIS DRAWING PRINT OR DOCUMENT AND SUBJECT MATTER DISCLOSED HEREIN ARE PROPRIETARY ITEMS TO WHICH TAMURA RETAINS THE EXCLUSIVE RIGHT OF DISSEMINATION, REPRODUCTION, MANUFACTURE AND SALE. THIS DRAWING, PRINT OR DOCUMENT IS SUBMITTED IN CONFIDENCE FOR CONSIDERATION BY THE RECIPIENT ALONE UNLESS PERMISSION FOR FURTHER DISCLOSURE IS EXPRESSLY GRANTED IN WRITING.