



TELECOMMUNICATION MODEM TRANSFORMER COMPATIBLE WITH V.90 TECHNOLOGIES

REV. Status

REVISION - 12/13/01 MP

REVISION A ADDED RoHS. UL LOGO 12/12/12 MP

A. Electrical Specifications (@ 25° C)

1. Primary Impedance; 600Ω
2. Secondary Impedance; 348Ω
3. Insertion Loss: 3.25dB MAX @ 1KHz, 0dBm
4. Frequency Response; ±0.25dB @ 200Hz to 4KHz, 0dBm
5. Longitudinal Balance; 60dB MIN @ 200Hz to 4KHz, 0dBm
6. Return Loss; 14dB MIN @ 200Hz to 4KHz, 0dBm
7. DC Resistance;
 - (1-3) : 149Ω ±15%
 - (4-6) : 139Ω ±15%
8. Turns Ratio; (1-3):(6-4)=1:1.00±2%
9. Total Harmonic Distortion;
 - 83dB MAX @ 600Hz, -10dBm (-88dB TYP)
10. Dielectric Strength; 1875Vrms 1 second, Pri to Sec

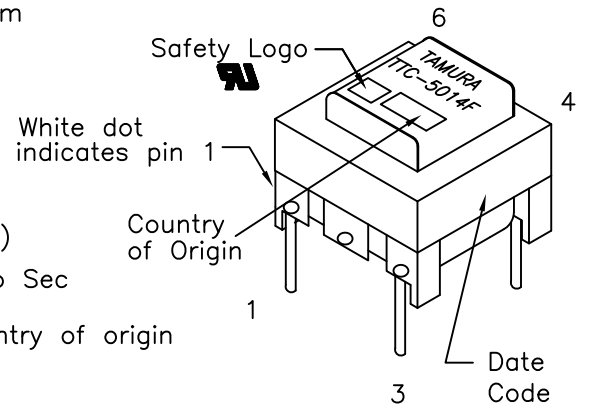
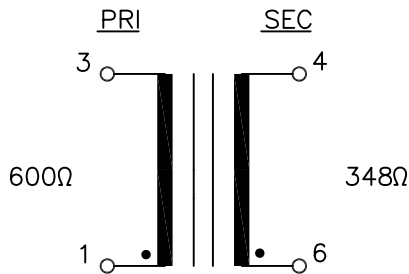


MODEL NUMBER
TTC-5014

B. Marking; TTC-5014F, TAMURA, date code and country of origin "F" designates UL approved family classification.

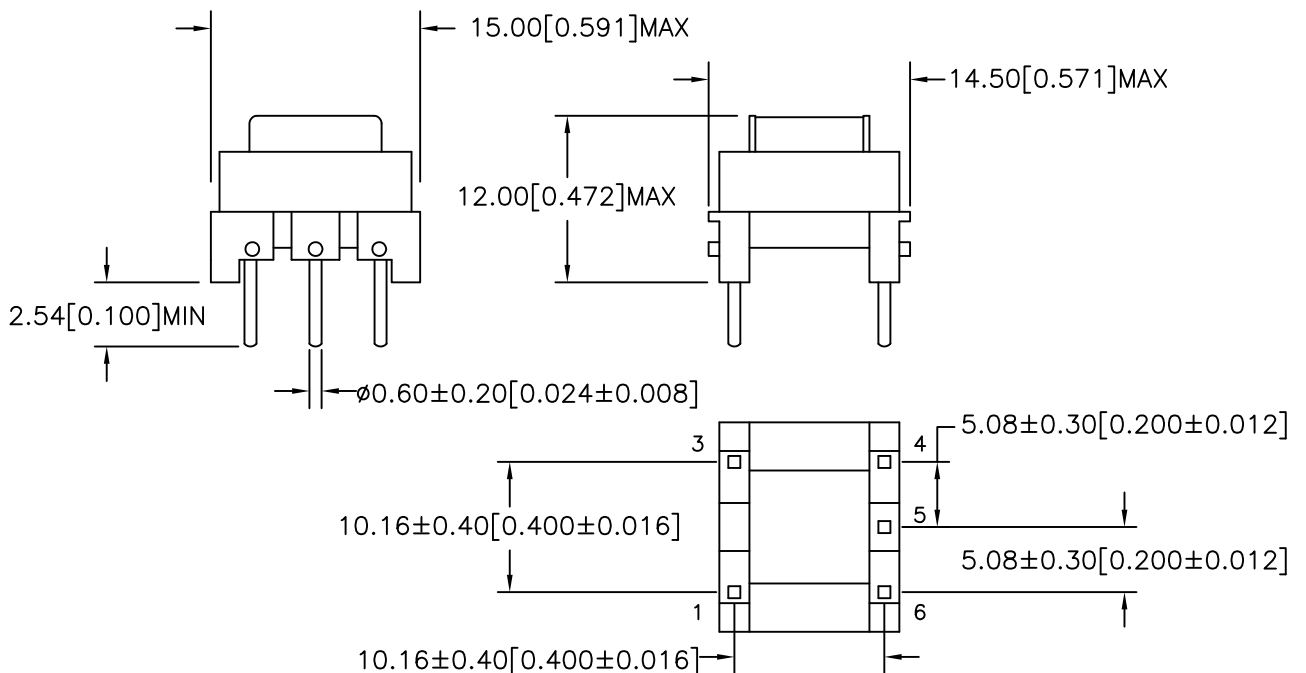
C. Safety; UL60950 3rd Edition

D. Schematic;



UL# E208555

E. Mechanical Specifications;



PREPARED BY:

MATHI PITCHAI

ENGINEER:

MATHI PITCHAI

SAFETY ENGINEER:

B. OCONNELL

APPROVED:

P. BRUNE

DWG CONTROL NO. P-A1-12494
 ACAD\TTC\A112494 REV-A.DWG
 REV A

TELECOMMUNICATION V.90
 MODEM TRANSFORMER

TAMURA CORPORATION OF AMERICA
 1040 SOUTH ANDREASEN DRIVE, #100, ESCONDIDO, CA 92029
 (951) 699-1270 FAX 9516769482

TTC-5014

MODEL SPECIFICATION

DIM: mm[In] SCL: 1/1 SH: 1 OF 1

PROPRIETARY NOTICE: THIS DRAWING PRINT OR DOCUMENT AND SUBJECT MATTER DISCLOSED HEREIN ARE PROPRIETARY ITEMS TO WHICH TAMURA RETAINS THE EXCLUSIVE RIGHT OF DISSEMINATION, REPRODUCTION, MANUFACTURE AND SALE. THIS DRAWING, PRINT OR DOCUMENT IS SUBMITTED IN CONFIDENCE FOR CONSIDERATION BY THE RECIPIENT ALONE UNLESS PERMISSION FOR FURTHER DISCLOSURE IS EXPRESSLY GRANTED IN WRITING.