

### TY - 141P

#### Description:

These transformers operate in the 200 Hz to 15,000 Hz range, making them suitable for a broad application spectrum in the audio industry. These devices are used in line matching, telephone coupling, pulse trigger, driver, interstage, output, isolation and input applications.

**Operating Temperature Range:** -20° C to 85° C

#### Electrical Specifications at 25° C:

- |                               |                                 |
|-------------------------------|---------------------------------|
| 1. Primary Impedance:         | 10000Ω CT                       |
| 2. Secondary Impedance:       | 10000Ω CT                       |
| 3. Output:                    | 100mW                           |
| 4. Primary DC Unbalance:      | 4 mA                            |
| 5. Frequency Response:        | ± 2dB from 200 to 15,000 Hz     |
| 6. Impedance Matching:        | 10% over full frequency range   |
| 7. Longitudinal Balance       | > 45dB                          |
| 8. Insertion Loss @ 1K Hz:    | < 1.5dB                         |
| 9. Return Loss:               | > 26dB                          |
| 10. Total Harmonic Distortion | < 0.5% between 275Hz and 3.5KHz |
| 11. DCR:                      |                                 |
| Primary (1-3)                 | 820Ω □□ Nominal □□              |
| Secondary (4-6)               | 1070Ω Nominal                   |
| 12. Turns Ratio:              | 1 : 1                           |
| 13. Dielectric Strength       | 1500V Pri to Sec to Core        |

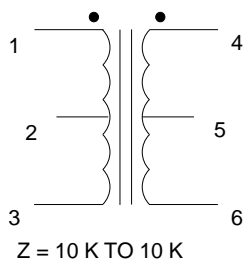
#### Construction:

Bobbin has plug-in terminals which are spaced to provide fixed mounting centers. Pins are rugged, minimizing the incidence of bent pins from handling.

#### Outline Dimensions:

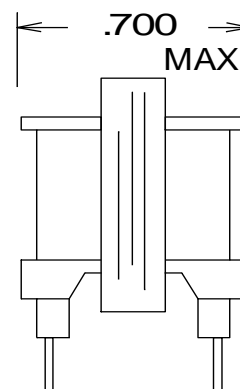

- A. Dimensions: As figures show  
 B. PIN DIM. : .042" x .020"  
 C. Weight. : 0.51 oz.

#### Schematic:



**RoHS Compliance:** As of manufacturing date February 2016, all standard products meet the requirements of 2015/863/EU, known as the RoHS 3 initiative.

\*Upon printing, this document is considered "uncontrolled". Please contact Triad Magnetics website for the most current version. For soldering and washing information please see <http://www.triadmagnetics.com/faq.html>



DOT ABOVE #1 PIN  
ON BOBBIN FLANGE

