









Frame size		9A	12A	18A	22A		
<b>3-pole Contactors</b>		 <p>includes AU-1 auxiliary switch, (1 N.O. / 1 N.C.)</p>					
Types	AC coil					GMC-9	GMC-12
	DC coil	GMD-9	GMD-12	GMD-18	GMD-22		
<b>Ratings / IEC60947-4</b>		kW	A	kW	A	kW	A
AC1			<b>25</b>		<b>25</b>		<b>40</b>
AC3	200/240V	2.5	11	3.5	13	4.5	18
	<b>380/440V</b>	<b>4</b>	<b>9</b>	<b>5.5</b>	<b>12</b>	<b>7.5</b>	<b>18</b>
	500/550V	4	7	7.5	12	7.5	13
	690V	4	5	7.5	9	7.5	9
<b>Ratings / UL508</b>		hp	A	hp	A	hp	A
continuous current			20		25		30
single phase	115V	0.5		0.5		1	
	230V	1		2		3	
three phase	200V	2		3		5	
	230V	2		3		5	
	<b>460V</b>	<b>5</b>		<b>7.5</b>		<b>10</b>	
	575V	7.5		10		15	
NEMA size		00		00		0	



<b>4-pole Contactors</b>					
Types	AC coil				
	DC coil	GMD-9/4	GMD-12/4	GMD-18/4	GMD-22/4
AC1(A)		<b>20</b>	<b>20</b>	<b>25</b>	<b>32</b>



<b>Available coil voltages</b>	AC: 24, 42, 48, 110, 120, 208, 220, 240, 277, 380, 440, 480, 600V DC: 12, 20, 24, 48, 60, 80, 100, 110, 125, 200, 220, 250V <i>Ordering Example: GMC-9-AC120V (see also page 6)</i>
--------------------------------	---

<b>Additional Auxiliary Contacts</b>	 <b>AU-2</b> 2-pole Front mount		 <b>AU-4</b> 4-pole Front mount		 <b>AU-1</b> 2-pole Side mount	
	Configuration	Part No.	Configuration	Part No.	Configuration	Part No.
	2 N.O.	<a href="#">AU-2-20</a>	4 N.O.	<a href="#">AU-4-40</a>	1 N.O. / 1 N.C.	<a href="#">AU-1</a>
	2 N.C.	<a href="#">AU-2-02</a>	3 N.O. / 1 N.C.	<a href="#">AU-4-31</a>		
	1 N.O. / 1 N.C.	<a href="#">AU-2-11</a>	2 N.O. / 2 N.C.	<a href="#">AU-4-22</a>		
		1 N.O. / 3 N.C.	<a href="#">AU-4-13</a>			
		4 N.C.	<a href="#">AU-4-04</a>			




<b>Overload Relays</b>		 <b>GT-22</b>		Setting ranges (A) 0.1 - 0.16 0.16 - 0.25 0.25 - 0.4 0.4 - 0.63 0.63 - 1 1 - 1.6 1.6 - 2.5 2.5 - 4	4 - 6 5 - 8 6 - 9 7 - 10 9 - 13 12 - 16 16 - 22	 <b>AZ-22H</b> Base for separate mounting
Class 10A	Differential	<a href="#">GTK-22</a>				
	Non-differential (3-heater)	<a href="#">GTH-22/3</a>				
	Non-differential (2-heater)	<a href="#">GTH-22</a>				
Class 20	Differential	<a href="#">GTK-22/L</a>				





# Contactors (9 to 85A)

32A		40A		50A		65A		75A		85A	
		<i>includes 2 AU-1 auxiliary switches, (2 N.O. / 2 N.C.)</i>						<i>includes 2 AU-1 auxiliary switches, (2 N.O. / 2 N.C.)</i>			
GMC-32		GMC-40		GMC-50		GMC-65		GMC-75		GMC-85	
GMD-32		GMD-40		GMD-50		GMD-65		GMD-75		GMD-85	
kW	A	kW	A	kW	A	kW	A	kW	A	kW	A
	<b>50</b>		<b>60</b>		<b>80</b>		<b>100</b>		<b>110</b>		<b>135</b>
7.5	32	11	40	15	55	18.5	65	22	75	25	85
<b>15</b>	<b>32</b>	<b>18.5</b>	<b>40</b>	<b>22</b>	<b>50</b>	<b>30</b>	<b>65</b>	<b>37</b>	<b>75</b>	<b>45</b>	<b>85</b>
18.5	28	22	32	30	43	33	60	37	64	45	75
18.5	20	22	23	30	28	33	35	37	42	45	45
hp	A	hp	A	hp	A	hp	A	hp	A	hp	A
	45		50		70		80		90		100
2		3		3		5		5		7.5	
5		5		7.5		10		15		15	
7.5		10		10		15		20		25	
10		10		15		20		25		30	
<b>20</b>		<b>25</b>		<b>30</b>		<b>40</b>		<b>50</b>		<b>50</b>	
20		25		30		40		50		50	
1		1		2		2		2		3	

											
GMC-32/4		GMC-40/4		GMC-50/4		GMC-65/4		GMC-75/4		GMC-85/4	
GMD-32/4		GMD-40/4		GMD-50/4		GMD-65/4		GMD-75/4		GMD-85/4	
<b>50</b>		<b>60</b>		<b>80</b>		<b>100</b>		<b>110</b>		<b>135</b>	

AC: 24, 48, 110, 120, 208, 220, 240, 277, 380, 440, 480, 600V  
 DC: 12, 20, 24, 48, 60, 80, 100, 110, 125, 200, 220, 250V  
*Ordering Example: GMC-32-AC120V (see also page 6)*

 <b>AU-2</b> 2-pole Front mount		 <b>AU-4</b> 4-pole Front mount		 <b>AU-1</b> 2-pole Side mount	
Configuration	Part No.	Configuration	Part No.	Configuration	Part No.
2 N.O.	AU-2-20	4 N.O.	AU-4-40	1 N.O. / 1 N.C.	AU-1
2 N.C.	AU-2-02	3 N.O. / 1 N.C.	AU-4-31		
1 N.O. / 1 N.C.	AU-2-11	2 N.O. / 2 N.C.	AU-4-22		
		1 N.O. / 3 N.C.	AU-4-13		
		4 N.C.	AU-4-04		

 <b>GT-40</b> Setting ranges (A) 4 - 6   12 - 18 5 - 8   16 - 22 6 - 9   18 - 26 7 - 10   24 - 36 9 - 13   28 - 40		 <b>AZ-40H</b> Base for separate mounting		 <b>GT-85</b> Setting ranges (A) 7 - 10   28 - 40 9 - 13   34 - 50 12 - 18   45 - 65 16 - 22   54 - 75 18 - 26   63 - 85 24 - 36		 <b>AZ-85H</b> Base for separate mounting	
GTK-40				GTK-85			
GTH-40/3				GTH-85/3			
GTH-40				GTH-85			
GTK-40/L				GTK-85/L			