

# Ultrasonic Diffuse, Analogue and Digital Output Types UA18EAD.....TI

CARLO GAVAZZI



- Cylindrical M18 Stainless Steel INOX AISI 316L housing
- Sensing distance: 50-1500 mm
- Power supply: 15 to 30 VDC
- Outputs: 0-10 VDC or 4-20 mA and one switching output NPN or PNP, NO or NC.
- Linearity error 1%
- Repeatability 0.5%
- Beam angle.  $\pm 7^\circ$  or  $\pm 10^\circ$
- Protection: Short-circuit, reverse polarity and overvoltage
- Protection degree IP 67
- 2 m cable or M12 plug



## Product Description

A family of diffuse ultrasonic sensors in Stainless steel housing and with sensing range from 50-400 mm, 100-900 mm and 200-1500 with a resolution as low as 1.0 mm.

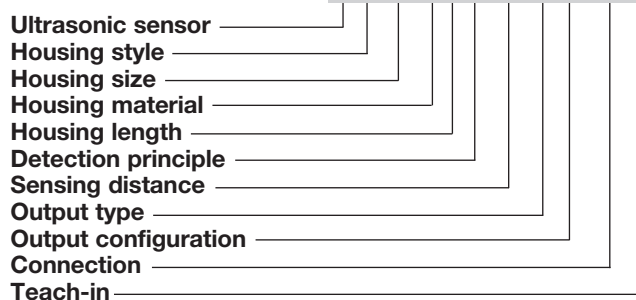
The sensor contains both an analogue and a digital output. The output is either 0-10V or 4-20 mA and the digital output NPN or PNP, NO

or NC which forms a window detection. The sensor is the ideal choice for distance measurement, level measurement, diameter measurement or loop control.

Due to use of microprocessor control the digital filtering makes the sensor immune to most electromagnetic interferences.

## Ordering Key

**UA18EAD04NGM1TI**



## Type Selection

Housing diameter	Connection	Rated operating dist. (S <sub>n</sub> )	Analog Output	Digital output NPN/PNP	Ordering no.
M18	Plug M12	50-400 mm	4-20 mA	NPN	UA 18 EAD 04 NG M1 TI
M18	Cable	50-400 mm	4-20 mA	NPN	UA 18 EAD 04 NG TI
M18	Plug M12	50-400 mm	0-10 V	NPN	UA 18 EAD 04 NK M1 TI
M18	Cable	50-400 mm	0-10 V	NPN	UA 18 EAD 04 NK TI
M18	Plug M12	50-400 mm	4-20 mA	PNP	UA 18 EAD 04 PG M1 TI
M18	Cable	50-400 mm	4-20 mA	PNP	UA 18 EAD 04 PG TI
M18	Plug M12	50-400 mm	0-10 V	PNP	UA 18 EAD 04 PK M1 TI
M18	Cable	50-400 mm	0-10 V	PNP	UA 18 EAD 04 PK TI
M18	Plug M12	100-900 mm	4-20 mA	NPN	UA 18 EAD 09 NG M1 TI
M18	Cable	100-900 mm	4-20 mA	NPN	UA 18 EAD 09 NG TI
M18	Plug M12	100-900 mm	0-10 V	NPN	UA 18 EAD 09 NK M1 TI
M18	Cable	100-900 mm	0-10 V	NPN	UA 18 EAD 09 NK TI
M18	Plug M12	100-900 mm	4-20 mA	PNP	UA 18 EAD 09 PG M1 TI
M18	Cable	100-900 mm	4-20 mA	PNP	UA 18 EAD 09 PG TI
M18	Plug M12	100-900 mm	0-10 V	PNP	UA 18 EAD 09 PK M1 TI
M18	Cable	100-900 mm	0-10 V	PNP	UA 18 EAD 09 PK TI
M18	Plug M12	200-1500 mm	4-20 mA	NPN	UA 18 EAD 15 NG M1 TI
M18	Cable	200-1500 mm	4-20 mA	NPN	UA 18 EAD 15 NG TI
M18	Plug M12	200-1500 mm	0-10 V	NPN	UA 18 EAD 15 NK M1 TI
M18	Cable	200-1500 mm	0-10 V	NPN	UA 18 EAD 15 NK TI
M18	Plug M12	200-1500 mm	4-20 mA	PNP	UA 18 EAD 15 PG M1 TI
M18	Cable	200-1500 mm	4-20 mA	PNP	UA 18 EAD 15 PG TI
M18	Plug M12	200-1500 mm	0-10 V	PNP	UA 18 EAD 15 PK M1 TI
M18	Cable	200-1500 mm	0-10 V	PNP	UA 18 EAD 15 PK TI

## Specifications

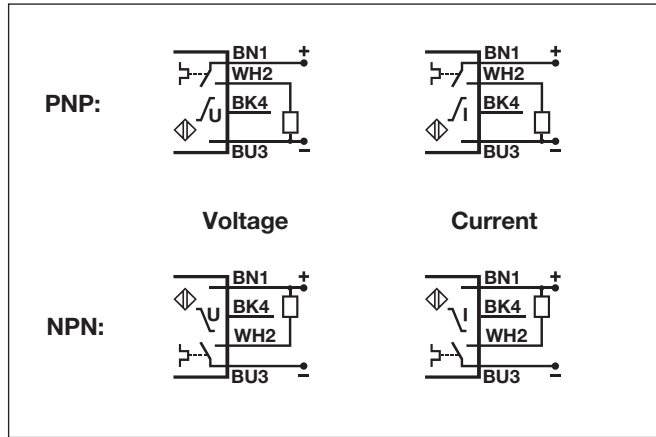
<b>Rated operating distance (<math>S_n</math>)</b>	Reference target: 1 mm metal rolled finish. EAD04: 100 x 100 mm EAD09 and EAD15: 200 x 200 mm	<b>Operating frequency digital output (f)</b>	
UA18EAD04	50 - 400 mm	UA18EAD04...	≤ 10 Hz
UA18EAD09	100 - 900 mm	UA18EAD09...	≤ 4 Hz
UA18EAD15	200 - 1500 mm	UA18EAD15...	≤ 1 Hz
<b>Blind zone</b>		<b>Response time OFF-ON digital output (<math>t_{ON}</math>)</b>	
UA18EAD04...	≤ 50 mm	UA18EAD04...	≤ 50 mS
UA18EAD09...	≤ 100 mm	UA18EAD09...	≤ 125 mS
UA18EAD15...	≤ 200 mm	UA18EAD15...	≤ 500 mS
<b>Repeatability</b>	0.5%	<b>Response time ON-OFF digital output (<math>t_{OFF}</math>)</b>	
<b>Linear Accuracy</b>	1%	UA18EAD04...	≤ 50 mS
<b>Beam angle</b>		UA18EAD09...	≤ 125 mS
UA18EAD04...	±10°	UA18EAD15...	≤ 500 mS
UA18EAD09...	±7°	<b>Response time analog output</b>	≤ 500 mS
UA18EAD15...	±7°	<b>Power ON delay</b>	≤ 500 mS
<b>Sensitivity</b>		<b>Output function, open collector</b>	
Push-button	P1 (farthest setpoint) P2 (nearest setpoint)	By sensor type	NPN or PNP
Resolution	1 mm	<b>Output switching function</b>	One open collector transistor and one analogue output to be configured as: Window function with N.O or N.C. output. Analogue output with positive or negative slope.
<b>Temperature drift</b>	0.1%/°C @ -20° to +60° C	<b>Indication Output ON</b>	Yellow LED
<b>Temperature compensation</b>	Yes	<b>Environment</b>	
<b>Hysteresis (H)</b>	Min. 1%	Installation category	III (IEC 60664/60664A; 60947-1)
<b>Rated operational voltage (<math>U_B</math>)</b>	15 to 30 VDC (ripple included)	Pollution degree	3 (IEC 60664/60664A; 60947-1)
<b>Ripple (<math>U_{pp}</math>)</b>	≤ 5%	Degree of protection	IP67 (IEC 60529; 60947-1)
<b>No-load supply current (<math>I_o</math>)</b>		<b>Ambient temperature</b>	
UA18EAD04...	50 mA @ $U_B$ max	Operating	-20° to +60°C (-4° to +140°F)
UA18EAD09...	50 mA @ $U_B$ max	Storage	-35° to +70°C (-31° to +158°F)
UA18EAD15...	50 mA @ $U_B$ max	<b>Vibration</b>	10 to 55 Hz, 1.0 mm/6g (IEC/EN 60068-2-6)
<b>Output current continuous digital output (<math>I_o</math>)</b>		<b>Shock</b>	30 g / 11 mS, 3 directions (IEC/EN 60068-2-27)
Max. load capacity 100 nF	100 mA	<b>Rated insulation voltage</b>	< 500 VAC (rms)
UL508 specification	100 mA	<b>Housing</b>	
<b>Output current short-time digital output (I)</b>		Material body	AISI 316L
Max. load capacity 100 nF	100 mA	Material front	Epoxy-glass resin
UL508 specification	100 mA	Material back, plug	Grilamid
<b>Minimum operational current digital output (<math>I_m</math>)</b>	0.5 mA	Material back, cable	Grilamid
<b>OFF-state current digital output (<math>I_o</math>)</b>	10 μA	Material trimmer	POM
<b>Voltage drop digital output (<math>U_d</math>)</b>	≤ 2.2 VDC @ $I_g$ max.	Sealing around trimmer	TPE
<b>Protection digital output</b>	Short-circuit, overvoltage and reverse polarity	Material sealing front	
<b>Output analog output</b>		UA18EAD04...	TPE
NG.. or PG.. types	4 to 20 mA	UA18EAD09...	TPE
NK.. or PK.. types	0 to 10 VDC	UA18EAD15...	TPE
<b>Load</b>		<b>Connection</b>	
4 to 20 mA	max. 500 Ω	Cable	PVC, grey, 2 m, 4 x 0.32 mm <sup>2</sup> , Ø = 4.7 mm
0 to 10 VDC	min. 3 kΩ	Plug	M12, 4-pin (CON. 14-series)
<b>Carrier frequency</b>		<b>Tightening torque</b>	≤ 50 Nm
UA18EAD04...	300 kHz		
UA18EAD09...	300 kHz		
UA18EAD15...	200 kHz		

## Specifications (cont.)

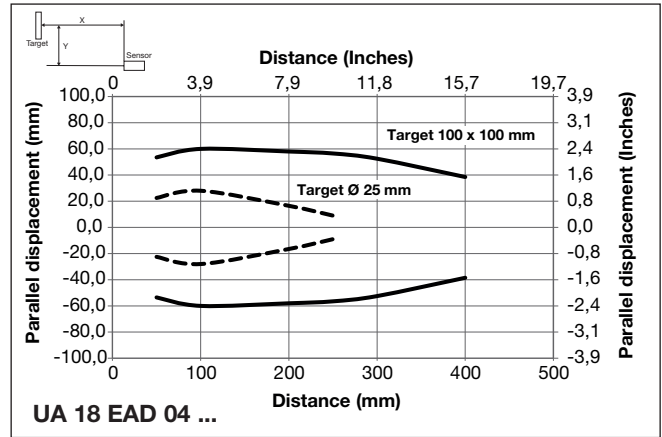
<b>Weight</b>	
Cable version	125 g
Plug version	55 g

<b>CE-marking</b>	Yes
<b>Approvals</b>	cULus (UL508)

## Wiring Diagram



## Detection Range



## Dimensions

