



# Military, Space & Testing Equipment

## Product Catalog



**cinch**  
CONNECTIVITY SOLUTIONS  
a bel group

# About Cinch Connectivity Solutions

For 100 years, Cinch Connectivity Solutions has manufactured high quality & reliable high performance connectors & cable assemblies to the Aerospace, Military/Defense, Commercial, Rugged Harsh Environments & Communication markets. Our custom solutions deliver creative, hands-on engineering whilst utilizing multiple contact technologies including fiber optic expanded beam and QPL listed products. We aim to exceed our customers' expectations & continually provide innovative solutions to the rapidly changing needs of the markets & customers we serve.

## Table of Contents

### TWINAX/TRIAX CONNECTORS

|   |     |
|---|-----|
| Mil-Std-1553B Data Bus General Specifications Guide | 2-3 |
|---|-----|

#### 70/370 SERIES

|  |       |
|--|-------|
| MIL-C-49142 QPL'd Connectors                       | 5     |
| TRB/TRT Miniature Plugs & Jacks                    | 6     |
| TRB/TRT Miniature Bulkhead Jacks                   | 7     |
| Miniature Circuit Board Jacks                      | 8     |
| TRB Series Pad, Paralleling Jacks, & T Adapter     | 9     |
| Twinax/Triax Terminations & RFI Caps               | 10    |
| Miniature Twinax/Triax Patching                    | 11-12 |
| Miniature Twinax/Triax Normal-Thru Patch Jacks     | 13    |
| Subminiature Twinax/Triax Patching                 | 14    |
| Standard & Subminiature Twinax/Triax Looping Plugs | 15    |
| Hermetically Sealed Connectors                     | 16    |
| Mating Twinax Size 8 Contacts                      | 17    |

#### 150/3150 SERIES

|  |       |
|--|-------|
| TRS/TTM Subminiature Jacks and Plugs             | 18    |
| TRS/TTM Subminiature Bulkhead Jacks              | 19-20 |
| Subminiature Bulkhead Jacks, Adapters, & Push-on | 20    |

#### 450 SERIES

|                              |       |
|------------------------------|-------|
| Concentric Twinax Connectors | 21-23 |
|------------------------------|-------|

#### 80/380 SERIES

|  |    |
|--|----|
| TRC/TRN Standard Twinax/Triax Threaded | 24 |
|--|----|

#### 30/330 SERIES

|   |    |
|---|----|
| TWBNC/TWTNC, Two-pin Polarized Connectors | 25 |
|---|----|

### COAX CONNECTORS ..... 26

#### 20/220 SERIES

|                                   |       |
|-----------------------------------|-------|
| Miniature Coax BNC Plugs & Jacks  | 27    |
| Miniature Coax BNC Bulkhead Jacks | 28    |
| Coax Circuit Board Jacks          | 29-31 |

#### 250 SERIES

|                             |    |
|-----------------------------|----|
| Mini-BNC Coax Plugs & Jacks | 32 |
|-----------------------------|----|

#### 40/240 SERIES

|   |    |
|---|----|
| TNC Miniature Coax Threaded                 | 33 |
| TNC Bulkhead Jacks, Miniature Coax Threaded | 34 |

## 120 SERIES

|   |    |
|---|----|
| BNC/TNC Miniature Push-on Jacks & Plugs . . . . . | 35 |
|---|----|

## 1.0/2.3 DIN CONNECTORS . . . . .

36

## 1.6/5.6 DIN CONNECTORS

|  |    |
|--|----|
| Miniature Coax DIN Connectors . . . . .        | 37 |
| Coaxial Ground Filter Bulkhead Jacks . . . . . | 37 |

## TYPE N CONNECTORS

|  |       |
|--|-------|
| 90 Series Coax Type N Connectors . . . . .                 | 38    |
| 130 Series Coax F Type Connectors . . . . .                | 39-40 |
| Low VSWR Coax Connectors . . . . .                         | 41    |
| TPS/TCM Subminiature Coax Threaded Jacks & Plugs . . . . . | 42    |

## PATCHING PRODUCTS

|  |       |
|--|-------|
| High Frequency Video Patching . . . . .    | 43-44 |
| Coax Patch Jacks & Accessories . . . . .   | 45-46 |
| Mini-WECo Coax Patch Plugs . . . . .       | 47    |
| Mini-WECo Coax Patch Jacks . . . . .       | 48    |
| Standard Coax Patching & Looping . . . . . | 49    |
| 50Ω Miniature Coax Patching . . . . .      | 50    |
| Panel Specifications . . . . .             | 51    |
| Distribution Panels . . . . .              | 52    |
| Standard/Miniature Panels . . . . .        | 53-54 |
| “D” Mounting Hole Specifications . . . . . | 54    |

|                                   |       |
|-----------------------------------|-------|
| CUSTOM CABLE ASSEMBLIES . . . . . | 55-56 |
|-----------------------------------|-------|

## TERMINATIONS & RFI CAPS

|  |    |
|--|----|
| Coax Terminations & RFI Caps . . . . .             | 57 |
| Chain Options . . . . .                            | 57 |
| Stainless Steel Rope for “D” Ring Option . . . . . | 57 |

## ADAPTERS (CUSTOM AND STANDARD)

|   |       |
|---|-------|
| Adapter Circuitry Schematics . . . . .    | 58    |
| Coax to Coax Adapter Table . . . . .      | 59    |
| Coax/Twinax/Triax Adapter Table . . . . . | 60-61 |

## TOOLS & ACCESSORIES

|                                   |    |
|-----------------------------------|----|
| Cable Strippers . . . . .         | 62 |
| Crimp Tools . . . . .             | 63 |
| Cable Assembly Testers . . . . .  | 64 |
| Tool Kit/Bulk Packaging . . . . . | 65 |

## APPENDIX

|   |       |
|---|-------|
| Trompeter Cable Specifications . . . . .                    | 66-68 |
| Twinax/Triax: Plenum/Halogen Free Cable Specs . . . . .     | 68    |
| Connector Compatibility Table . . . . .                     | 69-70 |
| General Material/ Finish Specifications . . . . .           | 71    |
| BNC Coax Tool/Wrench Crimp Assembly Illustrations . . . . . | 72    |
| Cable Group Table Notes . . . . .                           | 73    |
| Cable Group Tables . . . . .                                | 74-91 |

## INDEX

|                             |       |
|-----------------------------|-------|
| Part Number Index . . . . . | 93-95 |
|-----------------------------|-------|

# Twinax/Triax Connectors / Specifications

Trompeter offers a broad line of connectors manufactured to meet or exceed the Mil-Specs governing twinax connectors. In fact, Mil-PRF-49142 was created from the Trompeter concentric twinax/triax connector design.

The following information reflects the specification requirements for each family of connectors in both twinax and triax applications. Use this chart to determine the proper connector type to be used in your application, based on the environment and electrical requirements of your design. Trompeter's technical support team is available to answer any specification questions you may have.



| MIL-Spec Triax Series | Trompeter Connector Series | Bayonet Typical Lug Count | Available Threaded | Gender  | Equivalent Coax Series |
|-----------------------|----------------------------|---------------------------|--------------------|---------|------------------------|
| TRB                   | 70                         | 3                         | Yes                | Normal  | BNC                    |
| TRC                   | 80                         | 2                         | Yes                | Reverse | N                      |
| TRS                   | 150                        | 3                         | Yes                | Normal  | M-BNC                  |
| 1553                  | 450                        | 3                         | Yes                | Either  | n/a                    |

The following is the latest list from the MIL-STD-1553B supply:

**Trompeter Number:**

- PL75-47
- PL375C-201
- PL75C-201
- PL155AC-201
- PL3155AC-201
- PL155AC-201
- PL155AC-201
- PL3455ACS-201
- PL455ACP-201

## MIL-STD-1553B Data Bus General Specifications Guide

| Characteristic Requirements  | 70 Series TRB/TRT    | 80 Series TRC/TRN    | 150 Series TRS/TTM | 450 Series TCS  |
|--|----------------------|----------------------|--------------------|-----------------|
| Nominal Impedance  | Non-constant         | Non-constant         | Non-constant       | Non-constant    |
| Frequency Range  | 0-500 MHz            | 0-500 MHz            | 0-500 MHz          | 0-2 MHz         |
| Voltage Rating (max.) @ sea level  | 400 VRMS             | 500 VRMS             | 400 VRMS           | 900 VRMS        |
| Voltage Rating (max.) @ 70,000 ft.   | 100 VRMS             | 125 VRMS             | 100 VRMS           | N/A             |
| Insulation Resistance  | 5000 MΩ              | 5000 MΩ              | 5000 MΩ            | 5000 MΩ         |
| Dielectric Withstanding Voltage (between center cond. & inter. cond.)        | 1200 VRMS            | 1500 VRMS            | 1200 VRMS          | 900 VAC         |
| Dielectric Withstanding Voltage (between inter. cond. & outer cond.)         | 500 VRMS             | 500 VRMS             | 500 VRMS           | 900 VAC         |
| RF High Potential Withstanding Voltage (between center cond. & inter. cond.) | 800 VRMS             | 1000 VRMS            | 500 VRMS           | 900 VAC @ 60 Hz |
| RF High Potential Withstanding Voltage (between inter. & outer cond.)        | 200 VRMS @ 5-7.5 MHz | 350 VRMS @ 5-7.5 MHz | 125 VRMS           | N/A             |

Specifications continued on page 3...

\* Specifications are minimum unless otherwise stated. Trompeter connectors are designed to exceed all minimum specifications.

## MIL-STD-1553B Data Bus General Specifications Guide (cont'd)

| Characteristic Requirements  | 70 Series<br>TRB/TRT   | 80 Series<br>TRC/TRN                    | 150 Series<br>TRS/TTM                   | 450 Series<br>TCS                       |
|--|--|---|---|---|
| Corona Level (min.)  | 200 VRMS<br>@ 70,000 ft.   | 375 VRMS<br>@ 70,000 ft.                | 125 VRMS<br>@ 70,000 ft.                | 250 VAC<br>@ 50,000 ft.                 |
| Rise Time Degradation (max.)   | 400 rs   | N/A                                     | 800 ps                                  | 800 ps                                  |
| Permeability of Nonmagnetic Material   | <2.0 mu except hermetic versions   |   |   |   |
| Hermetic Seal<br>(Where Applicable)  | <1 x 10 <sup>-8</sup> cc/sec   | N/A                                     | <1 x 10 <sup>-6</sup> cc/sec            | N/A                                     |
| Connector Durability   | 500 cycles minimum @ 12 cycles per minute max.   |   |   |   |
| Temperature Range  | -65° to +165°C   | -65° to +165°C                          | -65° to +200°C                          | -65° to 125°C                           |
| Force to Engage and Disengage<br>Longitudinal (max.)<br>Torque (max.)              | 4 pounds<br>2.5 inch-pounds  | 5 pounds<br>4 inch-pounds               | 4 pounds<br>2.5 inch-pounds             | 3 pounds<br>2.5 inch-pounds             |
| Center Contact Retention<br>Axial Force (min.)<br>Plug<br>Jack                     | 6 pounds<br>6 pounds   | 6 pounds<br>6 pounds                    | 4 pounds<br>2 pounds                    | 6 pounds<br>6 pounds                    |
| Coupling Proof Torque<br>(Threaded types only)                                     | 15 inch-pounds   | 15 inch-pounds                          | 10 inch-pounds                          | N/A                                     |
| Coupling Mechanism Retention Force<br>(min.)                                       | 100 pounds   | 100 pounds                              | 70 pounds                               | 100 pounds                              |
| Cable Retention Force (min.)   | 40 pounds<br>.200-.325 inch<br>cable OD  | 65 pounds<br>.242-.419 inch<br>cable OD | 40 pounds<br>.120-.215 inch<br>cable OD | 40 pounds<br>.120-.180 inch<br>cable OD |
| Salt Spray (corrosion)   | 48 hrs minimum exposure (Standard nickel plating)<br>500 hrs minimum available (Call customer service for plating types). Standard for 450 Series. |   |   |   |
| Moisture Resistance (10 cycles)  | Total 240 hour minimum exposure  |   |   |   |
| Thermal Shock (5 cycles)<br>(No physical damage/Pass DWV)                          | Total 5 hours 50 minutes min -65°C to +85°C -65°C to +125°C  |   |   |   |
| Specified Shock (sawtooth waveform,<br>within peak - 50g's, duration -11ms)        | No discontinuity allowed. Velocity-change of shock pulse 10% of ideal value  |   |   |   |
| Vibration, High-frequency (36 cycles)<br>(15g peak, 10-2000 Hz-10Hz in 20 minutes) | Total 12 hour minimum. No physical damage or loosening of parts.<br>No discontinuity allowed.  |   |   |   |

\* Specifications are minimum unless otherwise stated. Trompeter connectors are designed to exceed all minimum specifications.

# Twinax/Triax Connectors

**Built to Last**

**Premium Quality**

**Superior Mechanical Performance**

**Rugged Physical Properties**

**Extreme Reliability**

Signals require protection from extraneous noise through non-signal carrying shielding. These interfacing connectors must provide contact surfaces isolated from each other, as well as from the outer shield. Trompeter twinaxial/triaxial connectors are designed with two (2) concentric contacts that are isolated from each other and the shielding connection.

## Features

- All metallic parts are machined/formed to extremely close tolerances
- All bodies are made of top quality brass with bright nickel-plated non-tarnish finish
- Fully enclosed, heat-treated, beryllium-copper outer conductor spring (not half hard slotted brass)
- Heat-treated, beryllium-copper center socket contact with 50 millionths inch gold plating



## 70 Series

*Miniature 2, 3, 4-lug, and Push-on (TRB)*

## 370 Series

*Miniature Threaded (TRT)*

(70 Series shown below)



These concentric twinax/triax connectors are ideal for applications where weight is not a primary concern. They are commonly used in digital data bus, video pair, MIL-STD-1553B (airborne/ground, primary/redundant), base-band circuit and any application for "noise-free guarded" circuits.

## Features

- Same size as BNC/TNC connectors. Large body versions are available to accommodate larger cables
- Field serviceable, wrench crimp versions for cables with up to .475" outer diameters
- Tool crimp versions for quick termination of cables with up to .250" outer diameters
- 3-lug, 4-lug, and threaded versions provide different levels of mechanical stability and keying
- Does not require mechanical alignment for mating.
- QPL to MIL-C-49142 (see list on page 5)
- Meets MIL-C-49142, 48-hour salt spray requirement
- Special plating available to satisfy MIL-STD-1344, 500-hour salt spray requirement
- Push-on versions for test cable applications
- Fewer pieces to assemble
- Hermetically sealed versions are available (page 16)



### MIL-C-49142 Qualified Products List

Trompetter has always been a leader in twinax connector design and development. This time we've designed a new connector style to meet the requirements of MIL-C-49142, Category G.

What is Category G? It is the section of the MIL-Spec that requires tool crimping of the TRB (70) series connectors. We are also qualified to category A which is for wrench crimp TRB connectors.

Below is a list of qualified Trompetter products from the Defence Electronic Supply Center (DESC). QPL parts must be ordered by the *MIL-Number*. Many of Trompetter's 70 Series concentric twinax connectors are QPL to MIL-C-49142. QPL versions are silver plated and can be ordered using the [Government Designation part numbers listed](#). Corresponding standard nickel plated connectors can be ordered using the standard part numbers.

| Mil-number     | Trompetter Number |
|----------------|-------------------|
| M49142/03-0001 | PL75-7            |
| M49142/03-0002 | PL75-7            |
| M49142/03-0005 | 305-0042-1        |
| M49142/03-0007 | PL75-9            |
| M49142/03-0008 | PL75-47           |
| M49142/03-0009 | PL75-60           |
| M49142/03-0011 | 305-0811-1        |
| M49142/03-0016 | PL75MC213         |
| M49142/03-0017 | PL75MC-201        |
| M49142/03-0101 | PL75Y-7           |
| M49142/03-0102 | PL75Y-7           |
| M49142/03-0105 | 305-0042Y-1       |
| M49142/03-0107 | PL75Y-9           |
| M49142/03-0108 | PL75Y-47          |
| M49142/03-0109 | PL75Y-60          |
| M49142/03-0111 | 305-0811Y-1       |
| M49142/03-0116 | PL75MCMY-213      |
| M49142/03-0117 | PL75MCMY-201      |
| M49142/03-0201 | PL75S-7           |
| M49142/03-0202 | PL75S-7           |
| M49142/03-0205 | 305-0042S-1       |
| M49142/03-0207 | PL75S-9           |
| M49142/03-0208 | PL75S-47          |
| M49142/03-0209 | PL75S-60          |
| M49142/03-0211 | 305-0811S-1       |
| M49142/03-0216 | PL75MCS-213       |
| M49142/03-0217 | PL75MCS-201       |
| M49142/04-0004 | BJ76              |
| M49142/04-0104 | BJ76Y             |
| M49142/04-0204 | BJ76S             |
| M49142/05-0001 | BJ79-7            |
| M49142/05-0002 | BJ79-7            |
| M49142/05-0006 | 305-0042-7        |
| M49142/05-0007 | BJ79-9            |
| M49142/05-0008 | BJ79-47           |
| M49142/05-0009 | BJ79-60           |
| M49142/05-0011 | 305-0811-3        |
| M49142/05-0016 | BJ79MC-213        |
| M49142/05-0017 | BJ79MC-201        |
| M49142/05-0101 | BJ79Y-7           |
| M49142/05-0102 | BJ79Y-7           |
| M49142/05-0106 | 305-0042Y-7       |
| M49142/05-0107 | BJ79Y-9           |
| M49142/05-0108 | BJ79Y-47          |
| M49142/05-0109 | BJ79Y-60          |
| M49142/05-0111 | 305-0811Y-3       |
| M49142/05-0116 | BJ79MCMY-213      |
| M49142/05-0117 | BJ79MCMY-201      |
| M49142/05-0201 | BJ79S-7           |
| M49142/05-0202 | BJ79S-7           |
| M49142/05-0206 | 305-0042S-7       |
| M49142/05-0207 | BJ79S-9           |
| M49142/05-0208 | BJ79S-47          |
| M49142/05-0209 | BJ79S-60          |
| M49142/05-0211 | 305-0811S-3       |
| M49142/05-0216 | BJ79MCS-213       |
| M49142/05-0217 | BJ79MCS-201       |

| Mil-number     | Trompetter Number |
|----------------|-------------------|
| M49142/06-0001 | CJ70-7            |
| M49142/06-0002 | CJ70-7            |
| M49142/06-0006 | 305-0042-4        |
| M49142/06-0007 | CJ70-47           |
| M49142/06-0008 | CJ70-9            |
| M49142/06-0009 | CJ70-60           |
| M49142/06-0011 | 305-0811-2        |
| M49142/06-0016 | CJ70MC-213        |
| M49142/06-0017 | CJ70MC-201        |
| M49142/06-0101 | CJ70Y-7           |
| M49142/06-0102 | CJ70Y-7           |
| M49142/06-0106 | 305-0042Y-4       |
| M49142/06-0107 | CJ70Y-47          |
| M49142/06-0108 | CJ70Y-9           |
| M49142/06-0109 | CJ70Y-60          |
| M49142/06-0111 | 305-0811Y-2       |
| M49142/06-0116 | CJ70MCMY-213      |
| M49142/06-0117 | CJ70MCMY-201      |
| M49142/06-0201 | CJ70S-7           |
| M49142/06-0202 | CJ70S-7           |
| M49142/06-0206 | 305-0042S-4       |
| M49142/06-0207 | CJ70S-47          |
| M49142/06-0208 | CJ70S-9           |
| M49142/06-0209 | CJ70S-60          |
| M49142/06-0211 | 305-0811S-2       |
| M49142/06-0216 | CJ70MCS-213       |
| M49142/06-0217 | CJ70MCS-201       |
| M49142/08-0001 | PL375-7           |
| M49142/08-0002 | PL375-7           |
| M49142/08-0005 | 305-0042-9        |
| M49142/08-0006 | PL375-47          |
| M49142/08-0008 | PL375-60          |
| M49142/08-0010 | 305-0811-5        |
| M49142/08-0011 | 305-0486-1        |
| M49142/08-0016 | PL375MC-213       |
| M49142/08-0017 | PL375MC-201       |
| M49142/09-0001 | BJ379-7           |
| M49142/09-0002 | BJ379-7           |
| M49142/09-0006 | BJ379-47          |
| M49142/09-0007 | 305-0042-11       |
| M49142/09-0009 | BJ379-60          |
| M49142/09-0011 | 305-0811-7        |
| M49142/09-0012 | 305-0486-3        |
| M49142/09-0016 | BJ379MC-213       |
| M49142/09-0017 | BJ379MC-201       |
| M49142/10-0001 | BJ376             |
| M49142/11-0001 | CJ370-7           |
| M49142/11-0002 | CJ370-7           |
| M49142/11-0006 | CJ370-47          |
| M49142/11-0007 | 305-0042-12       |
| M49142/11-0009 | CJ370-60          |
| M49142/11-0011 | 305-0811-6        |
| M49142/11-0012 | 305-0486-2        |
| M49142/11-0016 | CJ370MC-213       |
| M49142/11-0017 | CJ370MC-201       |

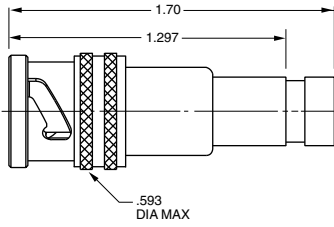
# Twinax/Triax Connectors / Miniature Plugs & Jacks

70/370 Series, TRB/TRT

## Cable Plug

Military Crimp Tool

- 3-Lug..... PL75MC-
- 2-Lug..... PL74MC-
- 4-Lug..... PL75MCF-
- Threaded..... PL375MC-



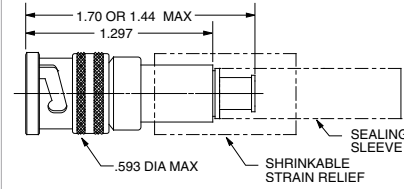
PL75MC-202 Shown  
For polarizations, call customer service.

## Cable Plug

Tool Crimp

- 2-Lug..... PL74C-
- 3-Lug..... PL75C-
- 4-Lug..... PL75CFL-
- Threaded..... PL375C-

\* Length depends on Cable Group

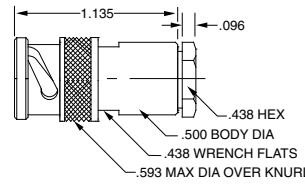


PL74C-202 Shown

## Cable Plug

Wrench Crimp

- 2-Lug..... PL74-
- 3-Lug..... PL75-
- 4-Lug..... PL75FL-
- Threaded..... PL375-

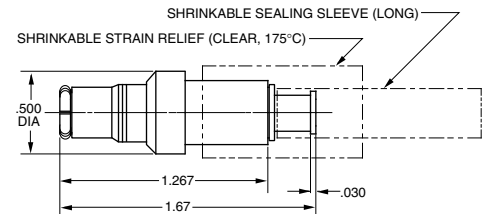


PL74-9 Shown

## Cable Plug

Tool Crimp, Push-on

- PL73C-



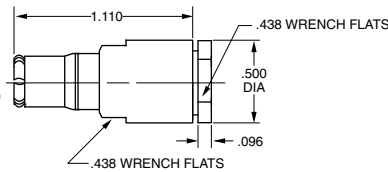
PL73C-202 Shown

## Cable Plug

Wrench Crimp, Push-on

- PL73-

Order Large Body version for cables with jacket dia. greater than .323".

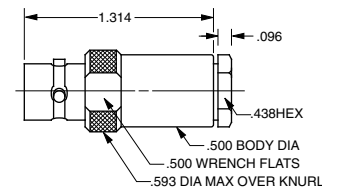


PL73-9 Shown

## Cable Jack

Wrench Crimp

- 3-Lug..... CJ70-
- 2-Lug..... CJ70TL-
- 4-Lug..... CJ70FL-
- Threaded..... CJ370-

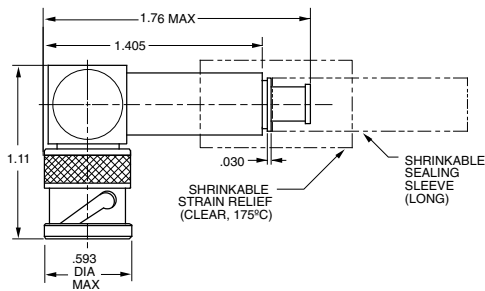


CJ70-9 Shown

## Right Angle Cable Plug

Tool Crimp

- 2-Lug..... PLR74C-
- 3-Lug..... PLR75C-
- 4-Lug..... PLR75CFL-
- Threaded..... PLR375C-



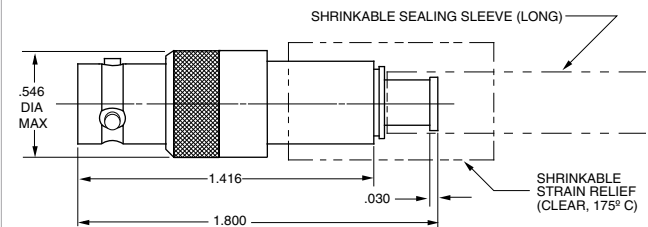
PLR74C-201 Shown

For cable groups 201-223 only. Contact customer service for other cables.

## Cable Jack

Tool Crimp

- 3-Lug..... CJ70C-
- 2-Lug..... CJ70CTL-
- 4-Lug..... CJ70CFL-
- Threaded..... CJ370C-

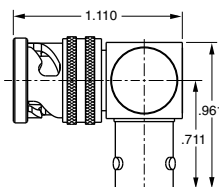


CJ70C-202 Shown

## Right Angle TRB Adapter

TRB Male to Female

- 3-Lug..... ADRMF70
- 2-Lug..... ADRMF70TL
- Threaded..... ADRMF370
- 4-Lug..... ADRMF70FL

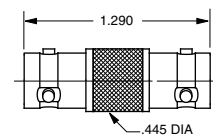


ADRMF70 Shown

## TRB Coupling Adapter

Barrel Connector

- 3-Lug..... AD78
- 2-Lug..... AD78TL
- 4-Lug..... AD78FL
- Threaded..... AD378



AD78 Shown

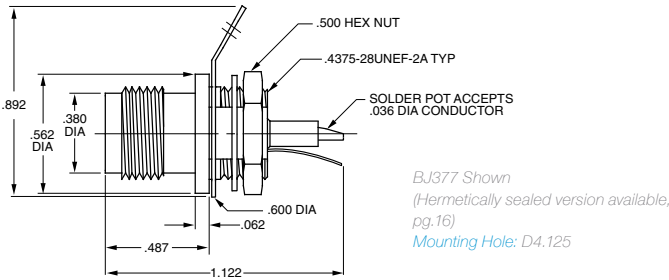
Refer to Cable Group Tables, pages 74-91.



## Bulkhead Jack

Front Mount, Solder Pot

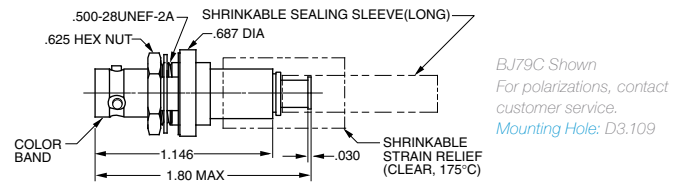
- 3-Lug..... BJ770
- 2-Lug..... BJ77TL
- 4-Lug..... BJ77FL
- Threaded..... BJ377



## Bulkhead Jack

Tool Crimp

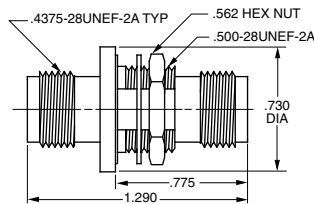
- 3-Lug..... BJ79C-
- 2-Lug..... BJ79CTL-
- 4-Lug..... BJ79CFL-
- Threaded..... BJ379C-



## Feed-Thru Bulkhead Jack

- 3-Lug..... BJ78
- 2-Lug..... BJ78TL
- 4-Lug..... BJ78FL
- Threaded..... BJ378

BJ378 Shown  
(Hermetically sealed version available, pg.16)  
Mounting Hole: D3.187

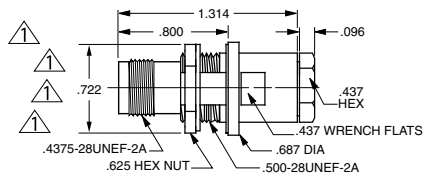


## Bulkhead Cable Jack

Wrench Crimp

- 3-Lug..... BJ79-
- 2-Lug..... BJ79TL-
- 4-Lug..... BJ79FL-
- Threaded..... BJ379-

BJ379-7 Shown  
Mounting Hole: D3.160

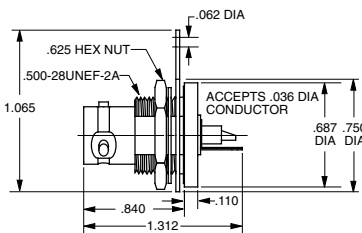


## Bulkhead Solder Pot

Rear Mount, Solder Pot

- 3-Lug..... BJ76
- 2-Lug..... BJ76TL
- 4-Lug..... BJ76FL
- Threaded..... BJ376

BJ76 Shown  
Mounting Holes: D3.240 w/o solder lug/D3.208 w/ solder lug

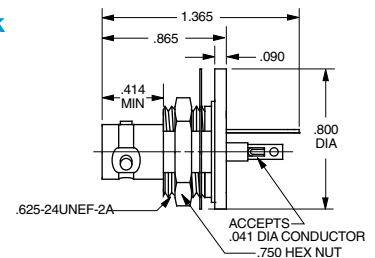


## Insulated Bulkhead Jack

Rear Mount, Solder Pot

- 3-Lug..... BJ75
- 2-Lug..... BJ75TL
- 4-Lug..... BJ75FL
- Threaded..... BJ375

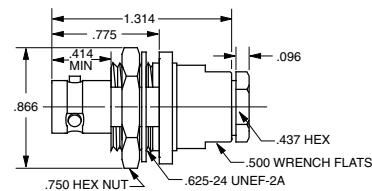
BJ75 Shown  
Mounting Hole: D2.140



## Insulated Bulkhead Cable Jack

Wrench Crimp

- 3-Lug..... BJ74-
- 2-Lug..... BJ74TL-
- 4-Lug..... BJ74FL-
- Threaded..... BJ374-

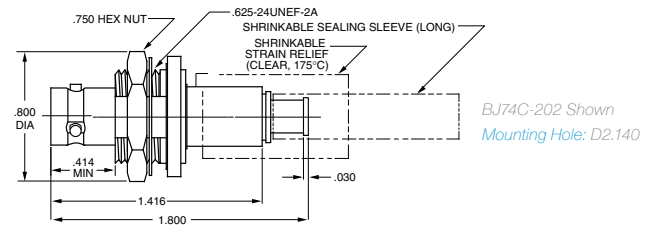


BJ74-9 Shown  
Mounting Hole: D2.140

## Insulated Bulkhead Cable Jack

Tool Crimp

- 3-Lug..... BJ74C-
- 2-Lug..... BJ74CTL-
- 4-Lug..... BJ74CFL-
- Threaded..... BJ374C-



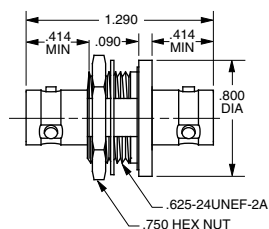
BJ74C-202 Shown  
Mounting Hole: D2.140

## Insulated Feed-Thru Jack

Wrench Crimp

- 3-Lug..... BJ73
- 2-Lug..... BJ73TL
- 4-Lug..... BJ73FL
- Threaded..... BJ373

BJ73 Shown  
Mounting Hole: D2.140

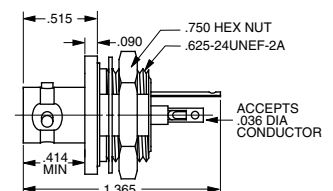


## Insulated Bulkhead Jack

Front Mount

- 3-Lug..... BJ72
- 2-Lug..... BJ72TL
- 4-Lug..... BJ72FL
- Threaded..... BJ372

BJ72 Shown  
Mounting Hole: D2.140



Refer to Cable Group Tables, pages 74-91.  
"D" mounting holes see page 54. For polarizations, contact customer service.

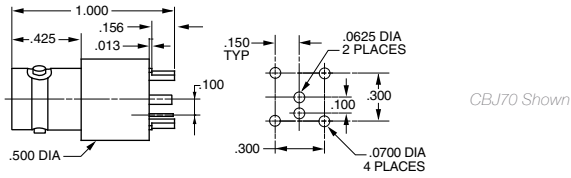
# Twinax/Triax Connectors / Miniature Circuit Board Jacks

## 70/370 Series

### Twinax/Triax TRB Concentric

Circuit Board Jack

- 3-Lug..... CBJ70
- 2-Lug..... CBJ70TL
- 4-Lug..... CBJ70FL
- (TRT) Threaded..... CBJ370

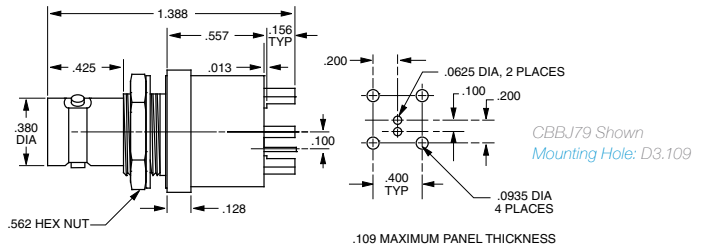


CBJ70 Shown

### Twinax/Triax TRB Non-Insulated Bulkhead Jack

Concentric Female 3-Lug Bulkhead Mount

- 3-Lug..... CBBJ79
- 2-Lug..... CBBJ79TL
- 4-Lug..... CBBJ79FL
- Threaded..... CBBJ379

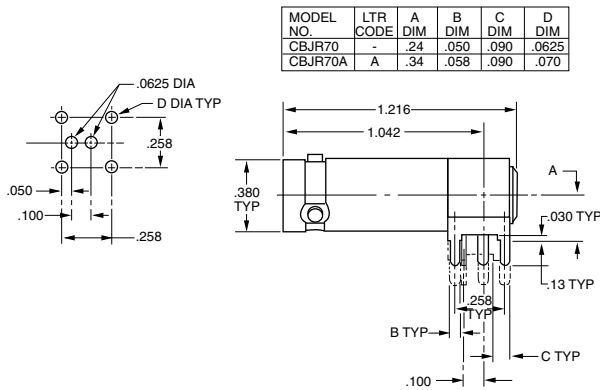


CBBJ79 Shown  
Mounting Hole: D3.109

### Twinax/Triax TRB Right Angle Concentric

Circuit Board Jack

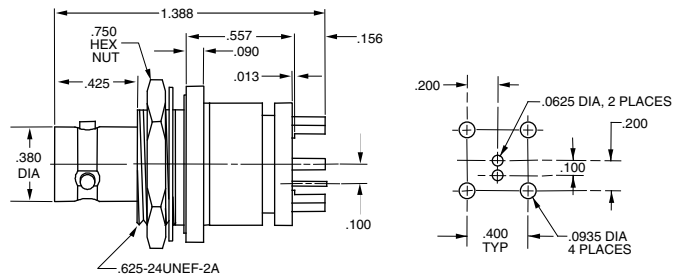
- 3-Lug..... CBJR70, CBJR70A



### Twinax/Triax TRB Insulated Bulkhead Jack

Concentric Female 3-Lug, Bulkhead Mount

- 3-Lug..... CBBJ74

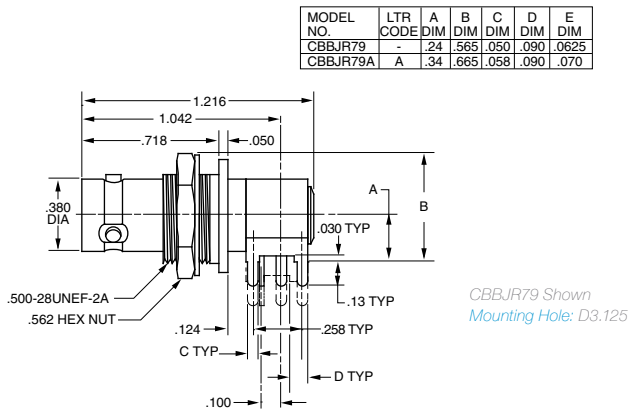


Mounting Hole: D2.109

### Right Angle Circuit Board Bulkhead Jack

Standard Version

- 3-Lug..... CBBJR79
- 2-Lug..... CBBJR79TL
- 4-Lug..... CBBJR79FL
- Threaded..... CBBJR379

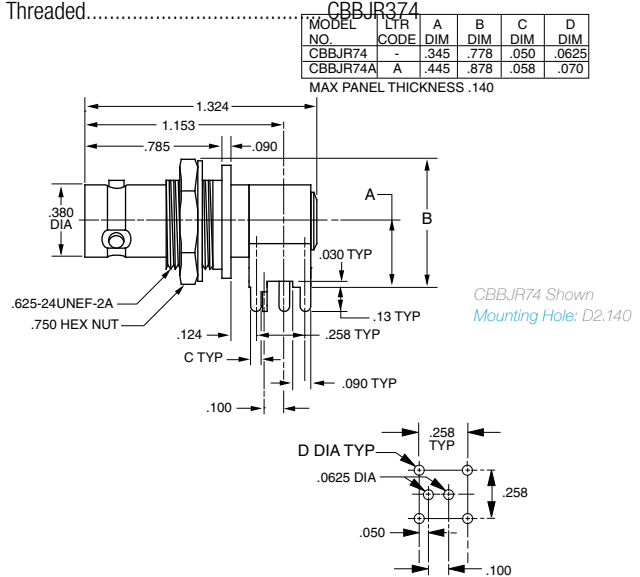


CBBJR79 Shown  
Mounting Hole: D3.125

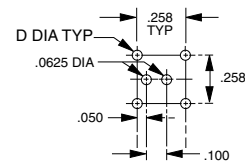
### Right Angle Insulated Circuit Board Bulkhead Jack

Insulated Version

- 3-Lug..... CBBJR74
- 2-Lug..... CBBJR74TL
- 4-Lug..... CBBJR74FL
- Threaded..... CBBJR374



CBBJR74 Shown  
Mounting Hole: D2.140

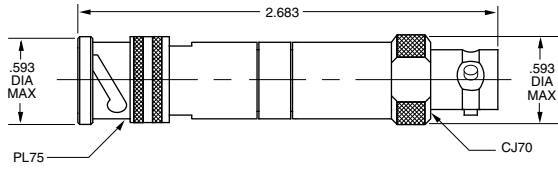


Add "A" for tall versions example: CBBJR74A

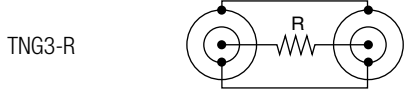
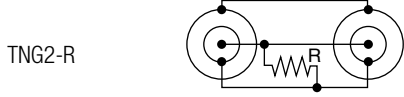
"D" mounting holes see page 54.

## TRB Series Pad

TRB 3-Lug Plug and Jack



### Part Number      Circuitry Schematic



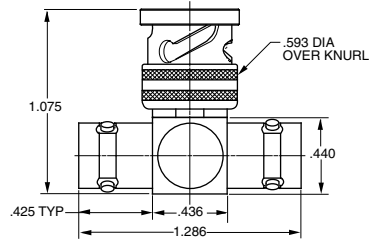
R-Resistance (1/2W 1%)  
Substitute resistive value for each "R<sub>n</sub>" unless all values are identical.

## TRB "T" Adapter

- 3-Lug..... BN73
- 2-Lug..... BN73TL
- 4-Lug..... BN73FL

## TRT "T" Adapter

- Threaded..... BN373



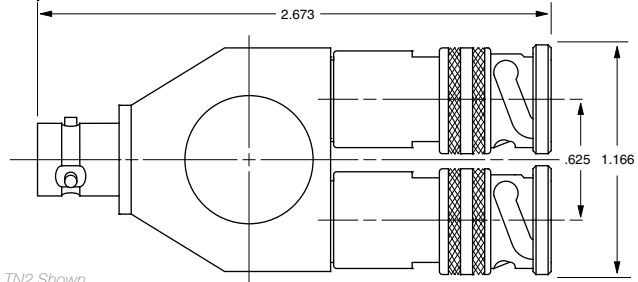
BN73 Shown

## Fixed Paralleling Jacks

### Fixed Paralleling Jack

Two Plugs, One Jack

- 3-Lug..... TN2
- 2-Lug..... TN2TL
- 4-Lug..... TN2FL
- Threaded..... TN2T

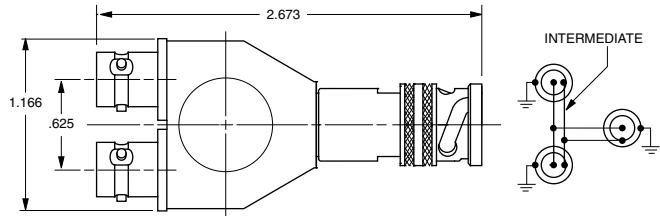


TN2 Shown

### Fixed Paralleling Jack

Two Jacks, One Plug

- 3-Lug..... TN2A
- 2-Lug..... TN2TLA
- 4-Lug..... TN2FLA
- Threaded..... TN2TA

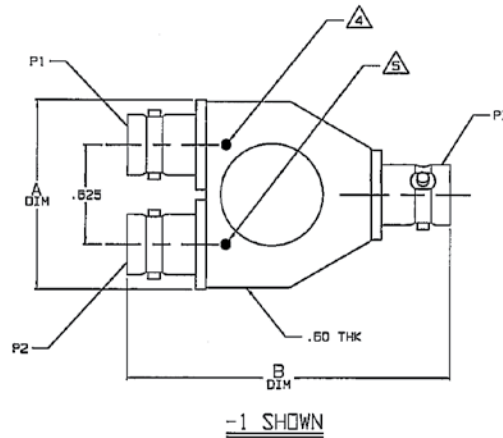


TN2A Shown

\* Other options available including Random Paralleling.  
Contact customer service for more information.

## Triax Parallel Network

305-0138



# Twinax/Triax Connectors / RFI Caps & Terminations

## Twinax/Triax Terminators and RFI (Dust Caps)

Trompeter provides Terminations and RFI caps versions of many of our twinax/triax connectors. Resistors are normally 1/8 watt for subminiature connectors and 1/2 watt for miniature and standard size connectors, with 1% tolerances for all.



| Parts to be capped   | Description               | Terminator                     | RFI (Dust Cap)  |
|----------------------|---------------------------|--------------------------------|-----------------|
| BJ30/CJ30 Series     | TWBNC Jack                | TNGT1-(3)-R                    | RFI25-(3)       |
| BJ70/CJ70 Series     | TRB, Jack                 | TNG1-(3)-R                     | RFI75-(3)       |
| BJ70FL/CJ70FL        | TRB, Jack                 | TNGFL1-(3)-R                   | RFI75FL-(3)     |
| BJ70TL/CJ70TL        | TRB, Jack                 | TNGTL1-(3)-R                   | RFI75TL-(3)     |
| BJ80/CJ80            | TRC, Jack                 | TNGL1-(3)-R                    | RFI85-(3)       |
| BJ150/CJ150          | TRS, Jack                 | TNGM1-(3)-R                    | RFI155-(3)      |
| BJ150FL/CJ150FL      | TRS, Jack                 | TNGMFL1-(3)-R                  | RFI155FL-(3)    |
| BJ375/CJ370          | TRT, Jack                 | TNT1-(3)-R                     | RFI375-(3)      |
| BJ375/CJ370          | TRT, Jack                 | TNTS1-(3)-R (Safety Holes)     | RFI375-(3)      |
| BJ380/CJ380          | TRN, Jack                 | TNTL1-(3)-R                    | RFI385-(3)      |
| BJ803/CJ803          | TRC, 3-lug Jack           | TNG3L1-(3)                     | RFI853-(3)      |
| BJ3150/CJ3150        | TTM, Jack                 | TNTM1-(3)-R                    | RFI3155-(3)     |
| J72                  | Twinax Patch Jack         | TPT-(3)-R                      | RFI70-(3)       |
| J72L                 | Twinax Patch Jack         | TPTL-(3)-R                     | RFI70-(3)       |
| J152                 | Twinax Submin. Patch Jack | TPTWM-(3)-R                    | RFI150-(3)      |
| PL30                 | TWBNC, Plug               | TNGBJT1-(3)-R                  | RFI21-(3)       |
| PL74                 | TRB, Plug                 | TNGBJTL1-(3)-R                 | RFI77TL-(3)     |
| PL75                 | TRB, Plug                 | TNGBJ1-(3)-R                   | RFI77-(3)       |
| PL75FL               | TRB, Plug                 | TNGBJFL1-(3)-R                 | RFI77FL-(3)     |
| PL80                 | TRC, Plug                 | TNGLF1-(3)-R                   | RFI80-(3)       |
| PL803                | TRC, Plug                 | TNGLF3L1-(3)-R                 | RFI80(3)        |
| PL380                | TRN                       | TNTLF1-(3)-R                   | RFI80(3)        |
| PL150                | Submin. Patch Plug        | TJTWM-(3)-R                    | -               |
| PL155                | TRS, Plug                 | TNGBJM1-(3)-R (Bulkhead Mount) | RFI157-(3)      |
| PL155                | TRS, Plug                 | TNGMF1-(3)-R                   | RFI157-(3)      |
| PL155FL              | TRS, Plug                 | TNGBJMFL1-(3) (Bulkhead Mount) | RFI157FL-(3)    |
| PL155FL              | TRS, Plug                 | TNGMFFL1-(3)-R                 | RFI157FL-(3)    |
| PL3155               | TTM, Plug                 | TNTBJM1-(3)-R (Bulkhead Mount) | RFI3157-(3)     |
| PL3155               | TTM, Plug                 | TNTMF1-(3)-R                   | RFI3157-(3)     |
| PL350                | TCM, Plug                 |                                | RFI357-(3)      |
| PL375                | TRT, Plug                 | TNTBJ1-(3)-R (Bulkhead Mount)  | RFI377-(3)      |
| PL375                | TRT, Plug                 | TNTF1-(3)-R                    | RFI377-(3)      |
| PL380                | TRN, Plug                 | TNTLF1-(3)-R                   | RFI380-(3)      |
| PL803                | TRC, 3-lug, Plug          | TNGLF3L1-(3)-R                 | RFI803-(3)      |
|                      |                           |                                |                 |
| For 450/3450 Series: | Concentric Twinax         | See pages 22-23                | See pages 22-23 |

Notes: (3) = Chain options, see page 63.  
\*R\* = Resistance

For Chain Options and Ordering Instructions, see page 57.

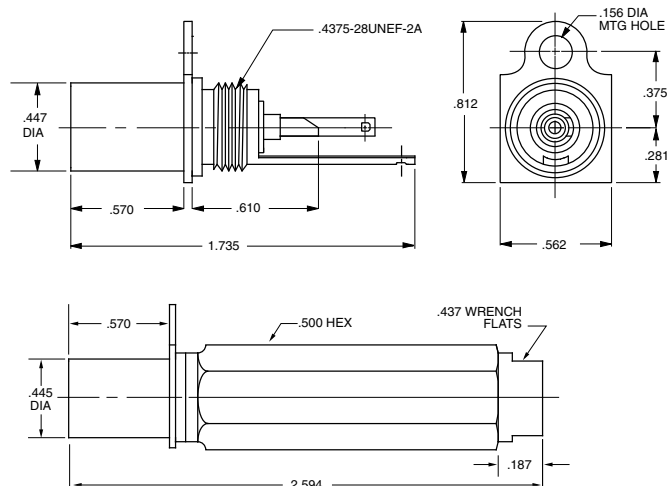
## Patch Jack

TRB 3-Lug  
J72



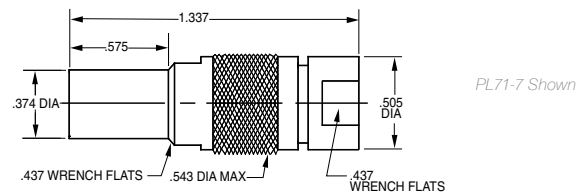
## Patch Jack

Shielded  
Without Hood..... J72D  
With Hood..... J72S-



## Patch Plug

PL71-



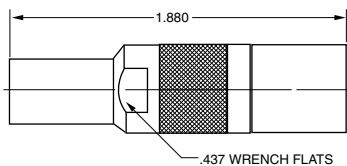
## Termination

TPT-1-R

## RFI Cap

RFI 70-1

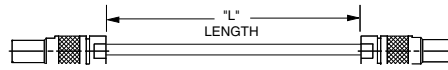
For patch jack, no chain  
For other chain options see page 58.



## Patch Cord

Patch Plug to Patch Plug

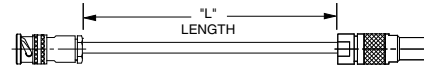
Twinax..... PTW-L-Z  
Triax..... PTR-L-Z



## Cable Assembly

TRB 3-Lug Plug to Patch Plug

Twinax..... PTWX-L-Z  
Triax..... PTRX-L-Z

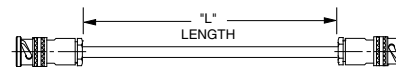


## Cable Assembly

TRB 3-Lug Plugs

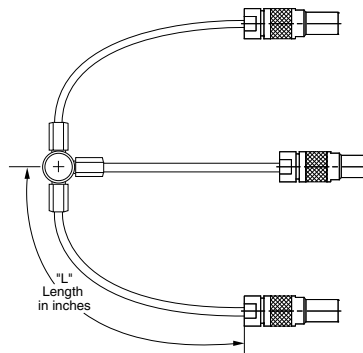
Twinax..... PTWY-L-Z  
Triax..... PTRY-L-Z

Bend relief available, call customer service.



## Parallel Patch Cord

Twinax..... PTWS-L-Z  
Triax..... PTRS-L-Z



R = Resistance, 50, 75, 78 and 124 ohm standard  
L = Length in Inches, 6, 12, 24, 36, 48, 60 standard  
Z = Impedance in Ohms, 50, 75, 78 and 124 ohm standard

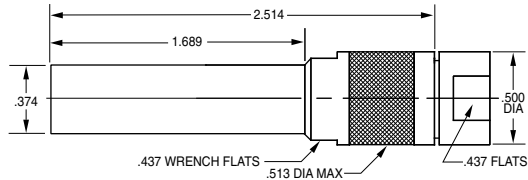
Refer to Cable Group Tables, pages 74-91.

Panels are on pages 51-54.

# Twinax/Triax Connectors / Miniature Patching

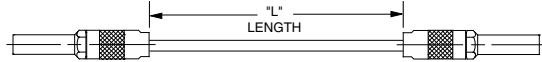
## Twinax Patch Plug

PL71L-



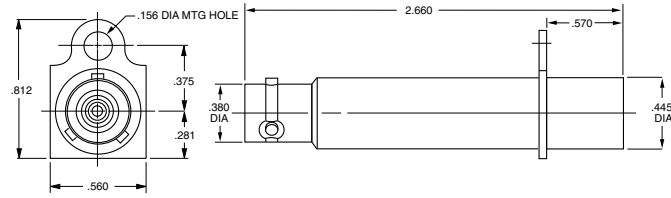
## Twinax Patch Cord

Twinax..... PTWYL-L-Z  
Triax..... PTRYL-L-Z



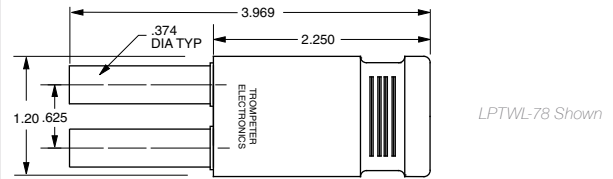
## Twinax Patch Jack

TRB 3-Lug  
J72L



## Looping Plug

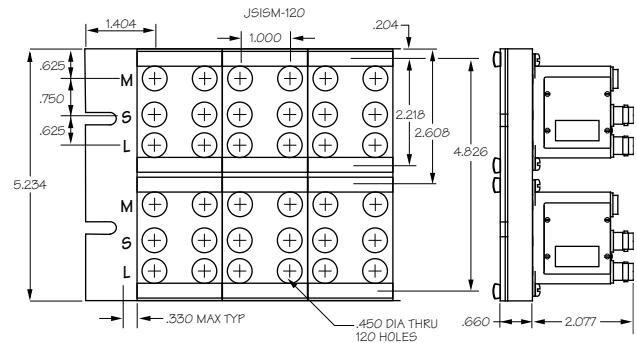
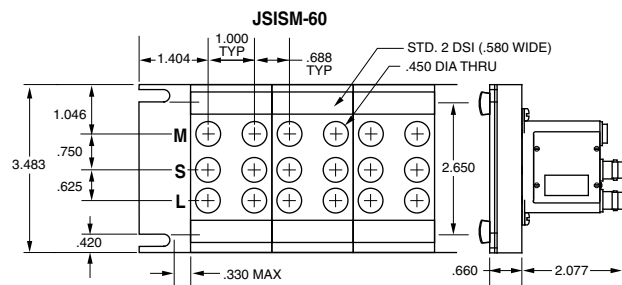
Twinax..... LPTWL-Z  
Triax..... LPTRL--Z



## Front-loading Modular Panels

For use with J74MST-R Patch Jacks (pg. 13)

| Panel Dimensions | Modules/Panels | Jacks/Module | Jacks/Panel | Part Number           |
|------------------|----------------|--------------|-------------|-----------------------|
| 19"x3.483"       | 10             | 2            | 20          | 155-0830-1 (JSISM-60) |
| 19"x2.34"        | 10             | 4            | 40          | JSISM-120             |





## J74 Series



Trompeter's superior J74 Series of twinax/triax patch jacks provide a normal-thru signal path without the use of looping plugs or patch cords. Same body size as our J24 Series coax dual patch jacks.

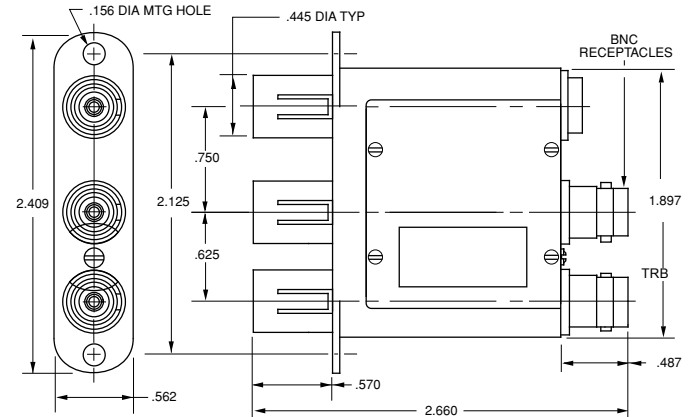
It offers a self-wiping, self-normalizing switch with gold plated beryllium copper contacts, which provides positive electrical contact with 30,000 minimum mating cycles.

All metallic parts are machined, formed, or die-casted to extremely close tolerances which provide better intermateability improving EMI/RFI suppression and reduced signal loss. The TRB/TRT patch jack bodies are made of top-quality brass with a bright nickel-plated, non-tarnish finish, which resists tarnishing and the associated reduction of conductivity. Dielectrics are made of machined PTFE for superior dielectric properties and heat resistance. When you want performance and long-life, these patch jacks are what you need.

### Monitor-Terminated Patch Jack

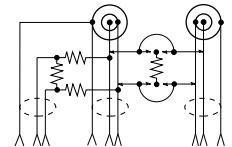
Use with Front Loading Modular Panels, see page 12.

J74MST-R



**J74MST-R SCHEMATIC**  
Monitor-Terminated

Plugging into the source side provides a resistive load to the monitored side. Separate 20 dB isolator jack and TRB input jacks for monitoring of the normal-thru signal.



### Normal-Thru Patch Jack

Self-terminating

J74T-R

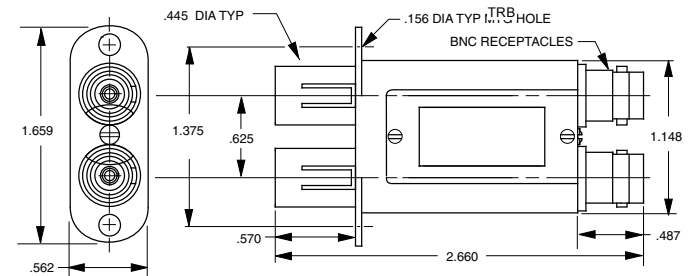
Provides a resistive load to the unused side of the jack. Insertion of a patch plug into the source side automatically terminates the load side. Plugging into the load side automatically terminates the source side.

### Dual Patch Jack

Normally-terminated

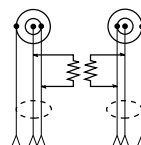
J74-2T-R

Provides a resistive load.



**J74T-R**  
Self-Terminating

Provides a resistive load to the unused side of the jack. Insertion of a patch plug into the source side automatically terminates the load side. Plugging into the load side automatically terminates the source side.




**J74-2T-R**  
Normally-Terminated

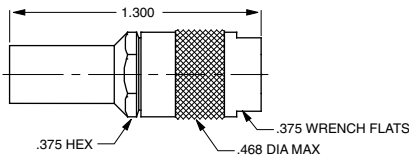
Provides a resistive load.

R-Resistance (1/2W, 1%). For standard panels see page 51.

# Twinax/Triax Connectors / Subminiature Patching

## Subminiature Patch Plug

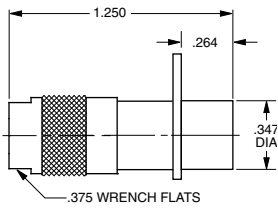
PL150- 



## Subminiature Patch Jack

Cable Entry Mount on JSIX panels (For panels see pages 51-54)

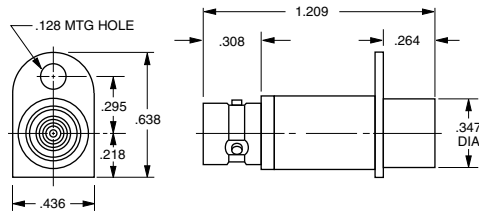
J150- 



## Subminiature Patch Jack

TRS 3-lug

J152

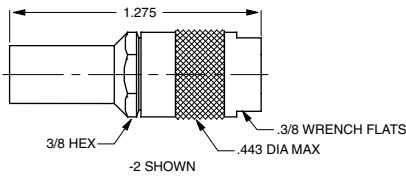


J152 Shown

## RFI Cap

For subminiature patch jack, no chain.

RFI 150-1

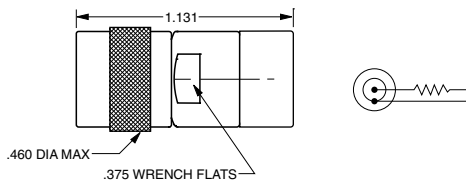


For other chain options see page XX.

## Termination

For TRS\* 3-lug jack, no chain.

TNGM1-1-R

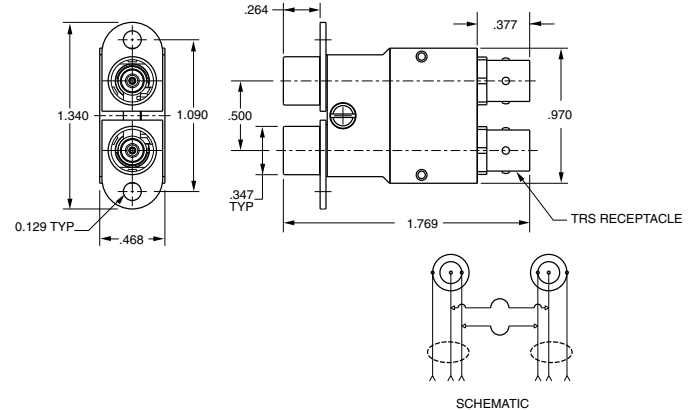


For other chain options see page 63.  
\*4-lug/threaded versions available

## Subminiature Normal Through Twinax/Triax Patch Jack

Smallest twinax/triax patch jack

J158



## Patch Cord

Subminiature patch plug to subminiature patch plug

Triax 50Ω, 75Ω..... PTRM-L-Z

Twinax 75Ω, 124Ω..... PTWM-L-Z

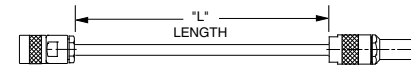


## Cable Assembly

Subminiature patch plug to TRS 3-lug plug, 4-lug/threaded versions available

Triax 50Ω, 75Ω..... PTRMX-L-Z

Twinax 75Ω, 124Ω..... PTWMX-L-Z



## Cable Assembly

TRS\* 3-lug plug to TRS\* 3-lug plug, 4-lug/threaded versions available

Triax 50Ω, 75Ω..... PTRMY-L-Z

Twinax 75Ω, 124Ω..... PTWMY-L-Z

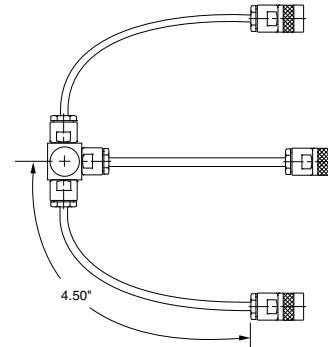


## Cable Assembly

Metal junction, random paralleling

TRS\* 3-lug plugs, 4-lug/threaded versions available

Twinax 78Ω, 124Ω, Triax 50Ω, 75Ω..... TNM3-Z



 Refer to Cable Group Tables, pages 74-91.

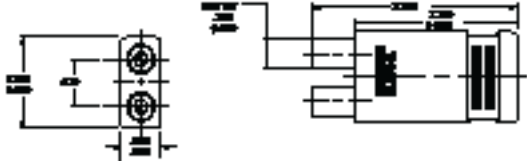
For JSIX subminiature insulated panels see page 53. Other Terminations and RFI Caps, see page 57.

# Twinax/Triax Connectors / Standard & Subminiature Looping Plugs

## Standard Looping Plug

LPTW & LPTR Series

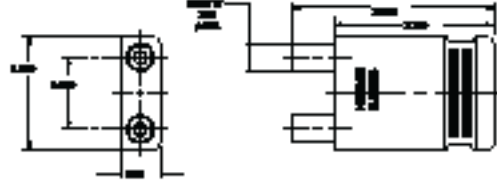
| Dash # | Model No | Color  | Cable Type | Impd Ω |
|--------|----------|--------|------------|--------|
| -1     | LPTW-78  | Blue   | Twinax     | 78     |
| -2     | LPTW-124 |        |            | 124    |
| -3     | LPTR-50  | Yellow | Triax      | 50     |
| -4     | LPTR-75  |        |            | 75     |



## Standard Looping Plug

LPLTW & LPLTR Series

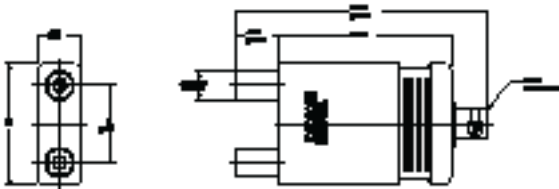
| Dash # | Model No  | Color  | Cable Type | Impd Ω |
|--------|-----------|--------|------------|--------|
| -1     | LPLTW-78  | Blue   | Twinax     | 78     |
| -3     | LPLTW-124 |        |            | 124    |
| -4     | LPLTR-50  | Yellow | Triax      | 50     |
| -5     | LPLTR-75  |        |            | 75     |



## Standard Looping Plug with TRB Test

LPTWA, LPLTWA, LPTRA, & LPLTRA Series

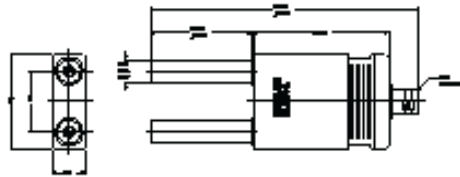
| Dash # | Model No   | Color  | Type   | Impd Ω | DIM A | DIM B |
|--------|------------|--------|--------|--------|-------|-------|
| -1     | LPTWA-78   | Blue   | Twinax | 78     | .625  | 1.20  |
| -2     | LPLTWA-78  |        |        |        | 1.000 | 1.57  |
| -3     | LPTWA-124  |        |        |        | .625  | 1.20  |
| -4     | LPLTWA-124 |        |        |        | 1.000 | 1.57  |
| -5     | LPTRA-50   | Yellow | Triax  | 50     | .625  | 1.20  |
| -6     | LPLTRA-50  |        |        |        | 1.000 | 1.57  |
| -7     | LPTRA-75   |        |        |        | .625  | 1.20  |
| -8     | LPLTRA-75  |        |        |        | 1.000 | 1.57  |



## Standard Looping Plug

LPTWAL, LPLTVAL, LPTRAL, & LPLTRAL Series

| Dash # | Model No    | Color  | Type   | Impd Ω | DIM A | DIM B |
|--------|-------------|--------|--------|--------|-------|-------|
| -1     | LPTWAL-78   | Blue   | Twinax | 78     | .625  | 1.20  |
| -2     | LPLTVAL-78  |        |        |        | 1.000 | 1.57  |
| -3     | LPTWAL-124  |        |        |        | .625  | 1.20  |
| -4     | LPLTVAL-124 |        |        |        | 1.000 | 1.57  |
| -5     | LPTRAL-50   | Yellow | Triax  | 50     | .625  | 1.20  |
| -6     | LPLTRAL-50  |        |        |        | 1.000 | 1.57  |
| -7     | LPTRAL-75   |        |        |        | .625  | 1.20  |
| -8     | LPLTRAL-75  |        |        |        | 1.000 | 1.57  |



## Standard Looping Plug with Two Tip Test Points

LPTW2TPL Series

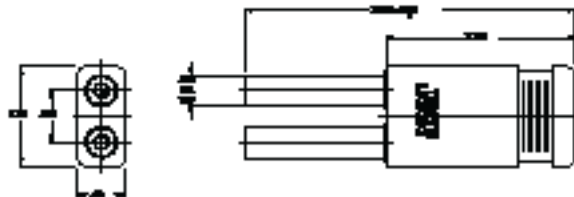
| Dash # | Model No     | Impd Ω | Color |
|--------|--------------|--------|-------|
| -1     | LPTW2TPL-78  | 78     | Blue  |
| -2     | LPTW2TPL-124 | 124    | Blue  |



## Standard Looping Plug

LPTWL & LPTRL Series

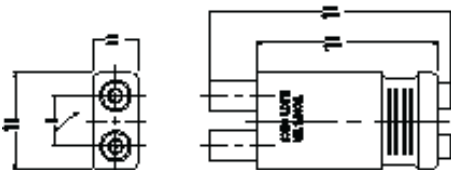
| Dash # | Model No  | Color  | Type   | Impd Ω |
|--------|-----------|--------|--------|--------|
| -1     | LPTWL-78  | Blue   | Twinax | 78     |
| -2     | LPTWL-124 |        |        | 124    |
| -3     | LPTRL-50  | Yellow | Triax  | 50     |
| -4     | LPTRL-75  |        |        | 75     |



## Standard Looping Plug with Two Tip Test Points

LPTW2TP Series

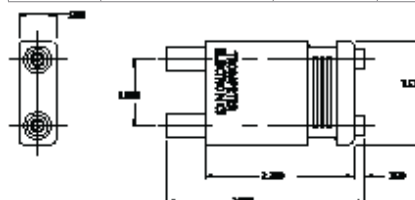
| Dash # | Model No    | Impd Ω | Color |
|--------|-------------|--------|-------|
| -1     | LPTW2TP-78  | 78     | Blue  |
| -2     | LPTW2TP-124 | 124    | Blue  |



## Standard Looping Plug

LPLTW2TP Series

| Dash # | Model No     | Impd Ω | Color |
|--------|--------------|--------|-------|
| -1     | LPLTW2TP-78  | 78     | Blue  |
| -2     | LPLTW2TP-124 | 124    | Blue  |



# Twinax/Triax Connectors / Hermetically Sealed Connectors

## Concentric Twinax/Triax

Hermetic seals prevent leakage through the bulkhead from inside of the connector. Trompeter's miniature size hermetically sealed connectors include the feed-through BJ78HS, the front mounted BJ77HS, the rear mounted BJ79HS and BJ379HS. In the subminiature size we offer the front mounted BJ157HS and BJ157FLHS (four lug version). The BJ3150HS and BJ3150SHS offer a threaded rear mount version with a safety wire option. These connectors have leakage rates of 1x10-8 atm cc/second. The 150 Series have leakage rates of 1x10-6 atm cc/second.

These connectors meet MIL-C-49142 specifications. Standard non-hermetic

### Features

- Standard TRB/MIL-C-49142
- Glass to Metal Seals
- Sustains Extreme Temperature R:
- Stainless Steel or Nickel Plated B
- Gold Plated Contacts



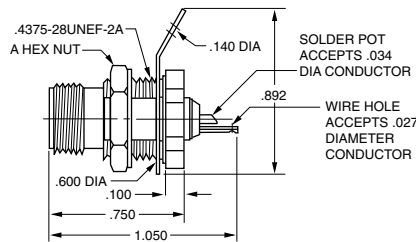
### Benefits

- Mechanical and Environmentally Reliable Method
- Wide Range of Application Usage
- More Cost Effective than Stainless Steel
- Reliable Connections

### Hermetically Sealed Bulkhead Jack

Subminiature Twinax/Triax

Rear Mount (A=.500)..... BJ3150HS  
Solder Pot Bulkhead (A=.562)..... BJ3150SHS

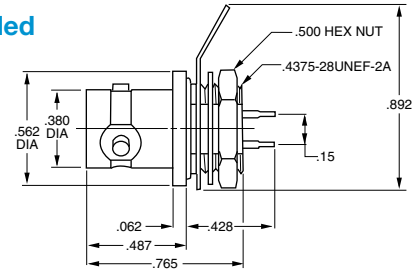


Mounting Hole: D4.200

### Hermetically Sealed Bulkhead Jack

Front Mount  
BJ77HS

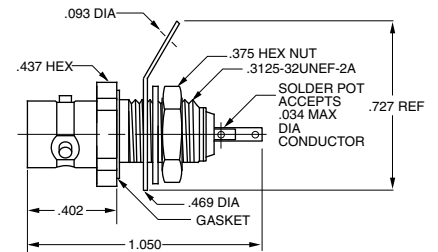
Mounting Hole: D4.125



### Hermetically Sealed Bulkhead Jack

3-lug..... BJ157HS  
4-lug..... BJ157FLHS

Mounting Hole: D6.187



### Hermetically Sealed Miniature Twinax/Triax

Feed-thru Bulkhead Mount  
BJ78HS, BJ378HS

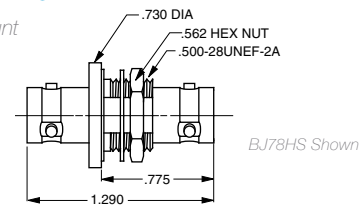
(Threaded Version Not Shown)

Mounting Hole: D3.187

Insulated Version  
BJ73HS

(Not Shown)

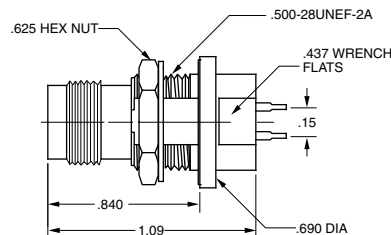
Mounting Hole: D2.187



### Hermetically Sealed Bulkhead Jack

Miniature Twinax/Triax TRT/Threaded

BJ376HS

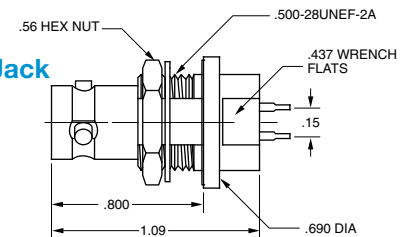


Mounting Hole: D3.160

### Hermetically Sealed Miniature Twinax/Triax Rear Mount Bulkhead Jack

Rear Mount, Bulkhead Mount  
BJ79HS

Mounting Hole: D3.160



"D" mounting holes see page 54.

Note: Only a select few of our hermetically sealed connectors are shown here. Contact customer service for more information.

## 150 Series Miniature 2, 3, 4-lug, & Push-on (TRS)

## 3150 Series Miniature Threaded (TTM)

150/3150 Series are concentric twinax/triax connectors for high density and weight reduction applications. They are commonly used in digital data bus, video pair, MIL-STD-1553B (primary/redundant), baseband circuit and in any application for "noise-free guarded" circuits. TRS/TTM push-on connectors are designed for blind mate rack and panel applications. The male plug mates with any TRS/TTM jack and are ideally suited for test cable applications.

### Features

- Same size as TPS/TCM connectors
- Solderable Wrench Crimp versions for cables with up to .215" outer diameter
- Tool Crimp versions for quick termination of cables with up to .250" outer diameter
- 3-lug, 4-lug, and threaded versions provide different levels of mechanical stability and keying
- Does not require mechanical alignment for mating
- Meets MIL-C-49142, 48-hour salt spray requirement
- Special plating available to satisfy MIL-STD-1344 500-hour salt spray requirement
- Push-on versions for test cable applications
- Fewer pieces to assemble
- Hermetically sealed versions available (see page 16)



### Mating Twinax Size 8 Contacts

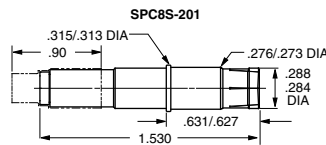
for Digital Data Bus Multi-pin Connectors

Socket..... SPC8S-201  
Pin..... SPC8P-201

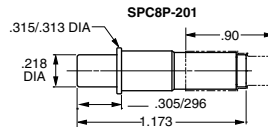
This pair of **scoop-proof** concentric contacts fits the Size 8 cavity of MIL-C-38999 series 1, 3, & 4 and MIL-STD-1760 "External Stores" type connectors.

### Features

- Fits MIL-C-17/176-00002 and other twinax/triax cables
- Heat treated **beryllium copper** spring members
- Gold plated, Full Crimp contacts



SPC8S-201 Shown



SPC8P-201 Shown



# Twinax/Triax Connectors / Subminiature Jacks & Plugs

150/3150 Series TRS/TTM

## Sub-miniature Jacks & Plugs

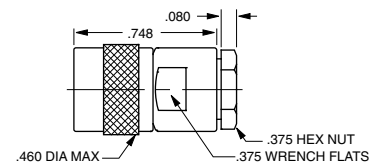
Sub-miniature concentric twinax/triax connectors increase packing density up to 246%. They are designed for high density applications where digital, video pair or baseband noise-free guarded circuits are required. The 3-lug, 4-lug, and threaded versions improve mechanical stability and provide "error-free" redundant data bus capabilities. The wrench crimp version accommodates cables with other jacket diameters up to .215" and the tool crimp versions up to .250".



### Cable Plug

Wrench Crimp

|               |          |   |
|---------------|----------|---|
| 3-Lug.....    | PL155-   | ⚠ |
| 4-Lug.....    | PL155FL- | ⚠ |
| Threaded..... | PL3155-  | ⚠ |

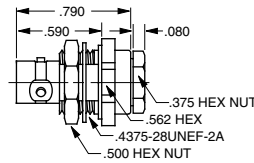


PL155-29 Shown

### Bulkhead Jack

Rear Mount, Wrench Crimp

|               |          |   |
|---------------|----------|---|
| 3-Lug.....    | BJ159-   | ⚠ |
| 4-Lug.....    | BJ159FL- | ⚠ |
| Threaded..... | BJ3159-  | ⚠ |

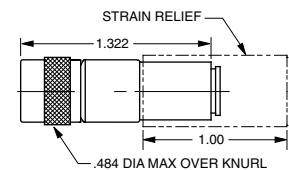


BJ159-29 Shown  
Mounting Hole: D4.125

### Cable Plug

Tool Crimp

|               |            |   |
|---------------|------------|---|
| 3-Lug.....    | PL155AC-   | ⚠ |
| 4-Lug.....    | PL155ACFL- | ⚠ |
| Threaded..... | PL3155AC-  | ⚠ |

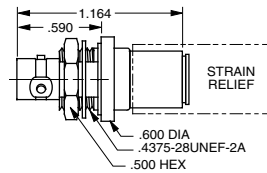


PL155AC-207 Shown

### Bulkhead Jack

Rear Mount, Tool Crimp

|               |            |   |
|---------------|------------|---|
| 3-Lug.....    | BJ159AC-   | ⚠ |
| 4-Lug.....    | BJ159ACFL- | ⚠ |
| Threaded..... | BJ3159AC-  | ⚠ |

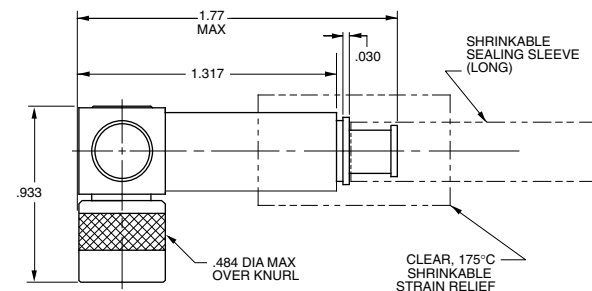


BJ159AC Shown  
Mounting Hole: D4.125

### Right Angle Cable Plug

Tool Crimp

|               |             |   |
|---------------|-------------|---|
| 3-Lug.....    | PLR155AC-   | ⚠ |
| 4-Lug.....    | PLR155ACFL- | ⚠ |
| Threaded..... | PLR33155AC- | ⚠ |

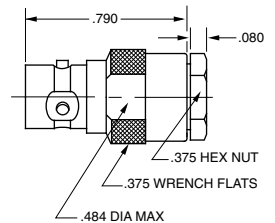


PLR33155AC-201 Shown

### Cable Jack

Wrench Crimp

|               |          |   |
|---------------|----------|---|
| 3-Lug.....    | CJ150-   | ⚠ |
| 4-Lug.....    | CJ150FL- | ⚠ |
| Threaded..... | CJ3150-  | ⚠ |

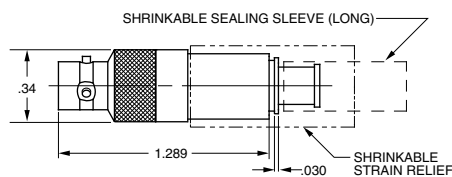


CJ150-29 Shown

### Cable Jack

Tool Crimp

|               |            |   |
|---------------|------------|---|
| 3-Lug.....    | CJ150AC-   | ⚠ |
| 4-Lug.....    | CJ150ACFL- | ⚠ |
| Threaded..... | CJ3150AC-  | ⚠ |



CJ150AC-207 Shown

⚠ Refer to Cable Group Tables, pages 74-91.

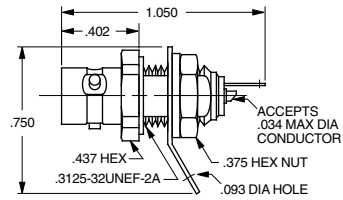
"D" mounting holes see page 54.



## Front Mount Bulkhead Jack

Rear Mount, Solder Pot

- 3-Lug..... BJ157
- 4-Lug..... BJ157FL
- Threaded..... BJ3157

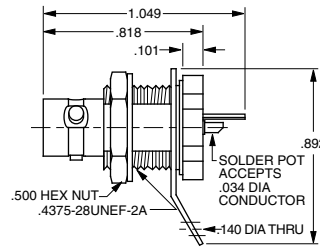


BJ157 Shown  
(Hermetically sealed version available, pg.16)  
Mounting Hole: D6.187

## Bulkhead Jack

Rear Mount, Solder Pot

- 3-Lug..... BJ150
- 4-Lug..... BJ150FL
- Threaded..... BJ3150



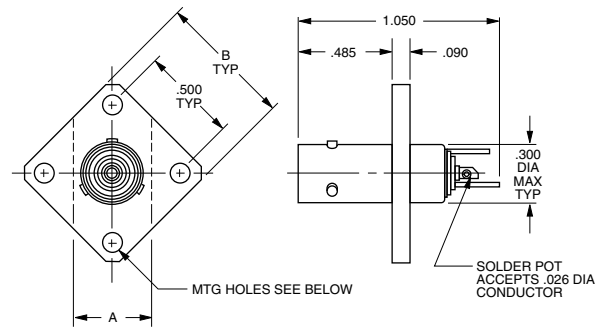
BJ150 Shown  
Mounting Hole: D4.250

## Bulkhead Jacks

Flange Mount, Solder Pot

- 3-Lug..... BJ157F
- 4-Lug..... BJ157FFL
- Threaded..... BJ3157F

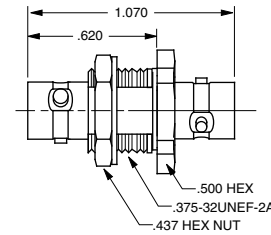
| Hole Configuration | # of Holes/Type-Dimension  |        |
|--------------------|----------------------------|--------|
| A Dim= .425        | 2/Clear - .103" Diameter   | -2C(S) |
|                    | 2/Threaded - .099-56UNF-UB | -2T(S) |
| B Dim= .687        | 4/Clear - .103" Diameter   | -4C(S) |
|                    | 4/Threaded - .099-56UNF-UB | -4T(S) |



BJ157F Shown  
(S) = Comes with Stainless Steel Phillips #3-56 Pan Head Screws  
Maximum Panel Thickness .187

## Feed-Through Jack

- 3-Lug..... BJ158
- 4-Lug..... BJ158FL
- Threaded..... BJ3158

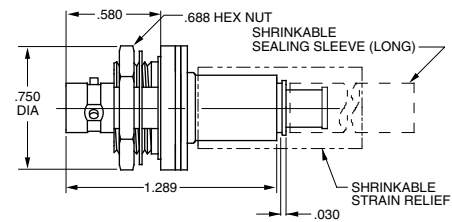


BJ158 Shown  
Mounting Hole: D5.190/D4.190 (Threaded)

## Insulated Bulkhead Jack

Rear Mount, Tool Crimp

- 3-Lug..... BJ154AC-
- 4-Lug..... BJ154ACFL-
- Threaded..... BJ3154AC-



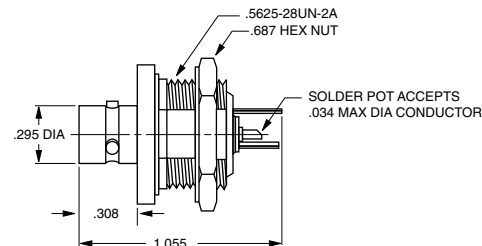
BJ154AC Shown  
Mounting Hole: D9.116

## Insulated Bulkhead Jack

Front Mount, Solder Pot

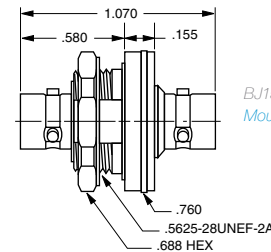
- 3-Lug..... BJ152
- 4-Lug..... BJ152FL
- Threaded..... BJ3152

BJ152 Shown  
Mounting Hole: D9.208



## Insulated Feed-Through Jack

- 3-Lug..... BJ153
- 4-Lug..... BJ153FL
- Threaded..... BJ3153



BJ153 Shown  
Mounting Hole: D9.116

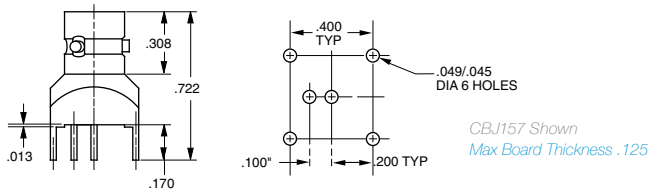
Refer to Cable Group Tables, pages 74-91.  
"D" mounting holes see page 54.

# Twinax/Triax Connectors / Subminiature

## 150/3150 Series

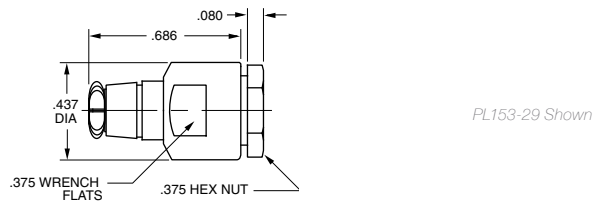
### Circuit Board Jack

- 3-Lug..... CBJ157
- 4-Lug..... CBJ157FL
- Threaded..... CBJ3157



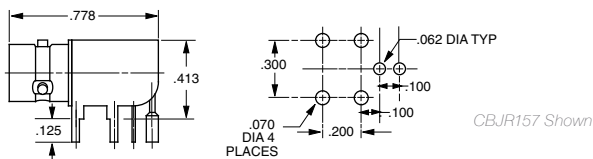
### Push-on Cable Plug

- Wrench Crimp
- PL153-



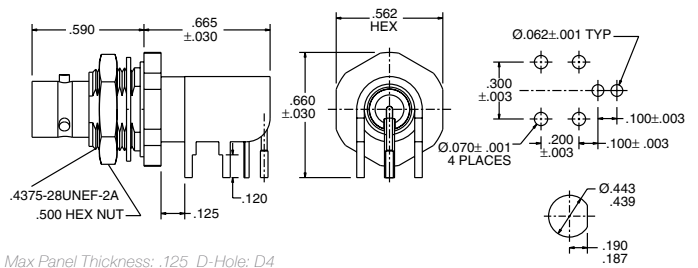
### Right Angle Circuit Board Jack

- 3-Lug..... CBJR157
- 4-Lug..... CBJR157FL
- Threaded..... CBJR3157



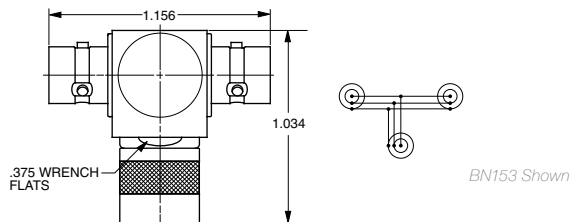
### Twinax/Triax TRS Subminiature

- Right Angle Bulkhead Rear Mount 3-Lug
- CBBJR159



### "T" Adapter

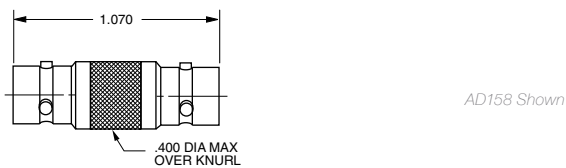
- 3-Lug..... BN153
- 4-Lug..... BN153FL
- Threaded..... BN3153



### TRS/TTM Coupling Adapter

Barrel Connector

- 3-Lug..... AD158
- 4-Lug..... AD158FL
- Threaded..... AD3158



Refer to Cable Group Tables, pages 74-91.  
 "D" mounting holes see page 54.

## 450 Series

### Subminiature Twinax 3-lug & 4-lug

## 3450 Series

### Subminiature Twinax Threaded

Concentric connectors designed for MIL-STD-1553B airborne digital databus weight reduction applications.

#### Features

- 3-lug, 4-lug & threaded versions
- Field installation full crimp design. No soldering required
- Fully inspectable assembly process (no blind or questionable solder connections)
- Total of ten polarized & keyed combinations
- Three different keyings for 3-lug versions
- Two interchangeable pin & socket arrangements
- Fewer pieces to assemble
- Meets MIL-C-49142, 48-hour salt spray requirement
- Standard plating to satisfy MIL-STD-1344, 500-hour salt-spray requirement
- Weatherproof designs utilize sealing gaskets and heat shrink tubing
- Fits MIL-C-17/176-00002 & other twinax/triax cables
- Compatible with Raychem designs utilizing military crimp style connectors



## 80 Series

### Standard 2-lug & 3-lug (TRC)

## 380 Series

### Standard Threaded (TRN)

Used in digital data bus, video pair, MIL-STD-1553B (primary/redundant data bus), MIL-STD-1397 (shipboard data bus), baseband circuit and any application for noise-free guarded circuits.

#### Features

- Standard "C" sized concentric connectors
- Used with larger twinax/triax cables with outer diameters of .250"-.615"
- Does not require mechanical alignment for mating



## 30 Series

### Miniature 2-Pin Polarized, 2-lug (TWBNC)

Used in digital data bus, video pair, MIL-STD 1553B (airborne/ground primary/redundant), baseband circuit and any application for "noise-free guarded" circuits. They are not recommended for new designs. MIL-STD-1553B permits designer discretion for use of concentric designs in lieu of the two-pin connector.

#### Features

- Same size as BNC/TNC connectors
- Fully enclosed beryllium copper spring fingers
- Stepped Dielectric

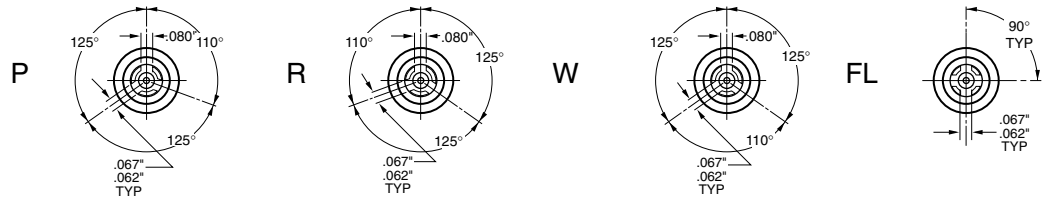


# Twinax/Triax Connectors / Concentric Twinax

## 450 Series

### Concentric Twinax 450 Series

#### 3-lug & 4-lug Keyings



The 450 Series was designed for airborne digital data bus applications utilizing the MIL-STD-1553B data bus. The 450 Series will fit most twinax cables. Connectors are available in five

different coupling configurations which include 3-lug versions with three (3) separate keyings, a 4-lug, and a threaded version with safety wire holes.

*Diagrams shown above are for plugs.  
Refer to page 23 for photo of intermediate contacts.*

#### Bulkhead Jack

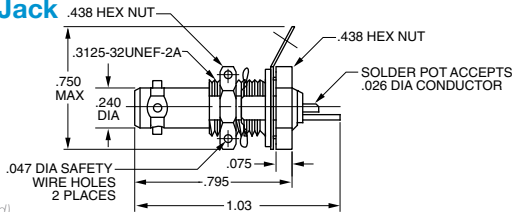
Rear mount,  
Solder pot

Mounting

Holes:

DD8.130

DD8.125 (Threaded)



| Coupling Type | Key Code | Intermediate Contact Pin | Socket   |
|---------------|----------|--------------------------|----------|
| 3-lug         | P        | BJ450PP                  | BJ450PS  |
| 3-lug         | R        | BJ450RP                  | BJ450RS  |
| 3-lug         | W        | BJ450WP                  | BJ450WS  |
| 4-lug         | FL       | BJ450FLP                 | BJ450FLS |
| Threaded      | -        | BJ3450P                  | BJ3450S  |

#### Bulkhead Jack

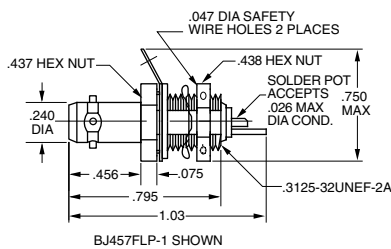
Front mount,  
Solder pot

Mounting

Holes:

DD8.250

DD8.125 (Threaded)



| Coupling Type | Key Code | Intermediate Contact Pin | Socket   |
|---------------|----------|--------------------------|----------|
| 3-lug         | P        | BJ457PP                  | BJ457PS  |
| 3-lug         | R        | BJ457RP                  | BJ457RS  |
| 3-lug         | W        | BJ457WP                  | BJ457WS  |
| 4-lug         | FL       | BJ457FLP                 | BJ457FLS |
| Threaded      | -        | BJ3457P                  | BJ3457S  |

#### Right Angle Cable Plug

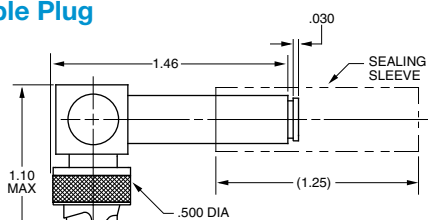
All Crimp

Mounting

Holes:

DD8.130

DD8.125 (Threaded)



| Coupling Type | Key Code | Intermediate Contact Pin | Socket           |
|---------------|----------|--------------------------|------------------|
| 3-lug         | P        | PLR455ACPP-              | △ PLR455ACPS- △  |
| 3-lug         | R        | PLR455ACRP-              | △ PLR455ACRS- △  |
| 3-lug         | W        | PLR455ACWP-              | △ PLR455ACWS- △  |
| 4-lug         | FL       | PLR455ACFLP-             | △ PLR455ACFLS- △ |
| Threaded      | -        | PLR3455ACP-              | △ PLR3455ACS- △  |

#### RFI Jack Caps & Bulkhead Jack Terminations

For use with 450 Series Plugs


Rear Mount

| Coupling Type | RFI Caps    | Intermediate Contact Pin | Socket        |
|---------------|-------------|--------------------------|---------------|
| 3-lug         | RFI457- △   | TBJ451P-R △              | TBJ451S-R △   |
| 3-lug         | RFI457- △   | TBJ451P-R △              | TBJ451S-R △   |
| 3-lug         | RFI457- △   | TBJ451P-R △              | TBJ451S-R △   |
| 4-lug         | RFI457FL- △ | TBJ451FLP-R △            | TBJ451FLS-R △ |
| Threaded      | RFI3457- △  | TBJ3451P-R △             | TBJ3451S-R △  |

△ Refer to Cable Group Tables, pages 74-91.

△ Chain options see page 57. "D" mounting holes see page 54.

### 450 Series Intermediate Contact Assemblies



Pin/Socket . . . . . PS450AC- ⚠

Socket/Pin . . . . . SP450AC- ⚠

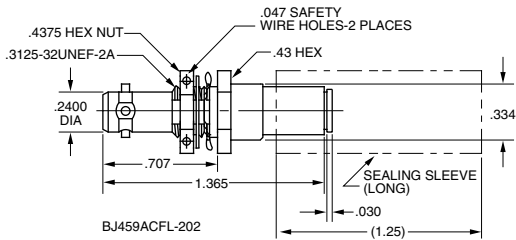
The 450 Series includes cable jacks and plugs with interchangeable contact assemblies. The contact and body assemblies may be ordered separately (see the facing page). Cable connectors accept cables with a maximum outer diameter of .180" and conductors to .025".

more information. Compatible with Raychem DK-621 Series. [Refer to page 22 for Keyings.](#)

Contact customer service for exact specifications. For Trompeter connectors which meet outgassing requirements, contact our technical support staff for

#### Bulkhead Cable Jack

Rear mount, All Crimp

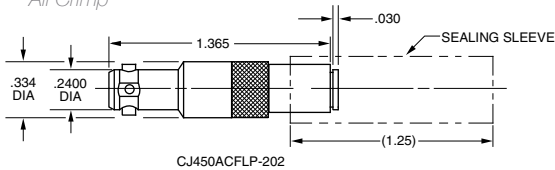


Mounting Holes: DD8.156, DD8.125 (Threaded)

| Coupling Type | Key Code | Body Assembly Only | Assembly Intermediate Contact Pin | Socket        |
|---------------|----------|--------------------|-----------------------------------|---------------|
| 3-lug         | P        | BJ459ACP- ⚠        | BJ459ACPP- ⚠                      | BJ459ACPS- ⚠  |
| 3-lug         | R        | BJ459ACR- ⚠        | BJ459ACRP- ⚠                      | BJ459ACRS- ⚠  |
| 3-lug         | W        | BJ459ACW- ⚠        | BJ459ACWP- ⚠                      | BJ459ACWS- ⚠  |
| 4-lug         | FL       | BJ459ACFL- ⚠       | BJ459ACFLP- ⚠                     | BJ459ACFLS- ⚠ |
| Threaded      | -        | BJ3459AC- ⚠        | BJ3459ACP- ⚠                      | BJ3459ACS- ⚠  |

#### Cable Jack

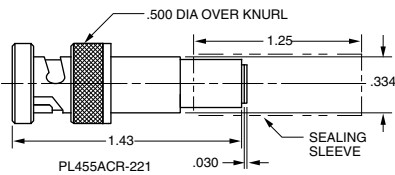
All Crimp



| Coupling Type | Key Code | Body Assembly Only | Assembly Intermediate Contact Pin | Socket        |
|---------------|----------|--------------------|-----------------------------------|---------------|
| 3-lug         | P        | CJ450ACP- ⚠        | CJ450ACPP- ⚠                      | CJ450ACPS- ⚠  |
| 3-lug         | R        | CJ450ACR- ⚠        | CJ450ACRP- ⚠                      | CJ450ACRS- ⚠  |
| 3-lug         | W        | CJ450ACW- ⚠        | CJ450ACWP- ⚠                      | CJ450ACWS- ⚠  |
| 4-lug         | FL       | CJ450ACFL- ⚠       | CJ450ACFLP- ⚠                     | CJ450ACFLS- ⚠ |
| Threaded      | -        | CJ3450AC- ⚠        | CJ3450ACP- ⚠                      | CJ3450ACS- ⚠  |

#### Cable Plug

All Crimp



| Coupling Type | Key Code | Body Assembly Only | Assembly Intermediate Contact Pin | Socket        |
|---------------|----------|--------------------|-----------------------------------|---------------|
| 3-lug         | P        | PL455ACP- ⚠        | PL455ACPP- ⚠                      | PL455ACPS- ⚠  |
| 3-lug         | R        | PL455ACR- ⚠        | PL455ACRP- ⚠                      | PL455ACRS- ⚠  |
| 3-lug         | W        | PL455ACW- ⚠        | PL455ACWP- ⚠                      | PL455ACWS- ⚠  |
| 4-lug         | FL       | PL455ACFL- ⚠       | PL455ACFLP- ⚠                     | PL455ACFLS- ⚠ |
| Threaded      | -        | PL3455AC- ⚠        | PL3455ACP- ⚠                      | PL3455ACS- ⚠  |

#### RFI Plug Caps & Terminations

Plugs for use with 450 Series Jacks

| Coupling Type | RFI Caps    | Intermediate Contact Pin to mate with Sockets | Sockets to mate with Pins |
|---------------|-------------|---|---------------------------|
| 3-lug         | RFI455- ⚠   | TNG451P-R ⚠                                   | TNG451S-R ⚠               |
| 3-lug         | RFI455- ⚠   | TNG451P-R ⚠                                   | TNG451S-R ⚠               |
| 3-lug         | RFI455- ⚠   | TNG451P-R ⚠                                   | TNG451S-R ⚠               |
| 4-lug         | RFI455FL- ⚠ | TNG451FLP-R ⚠                                 | TNG451FLS-R ⚠             |
| Threaded      | RFI3455- ⚠  | TNG3451P-R ⚠                                  | TNG3451S-R ⚠              |

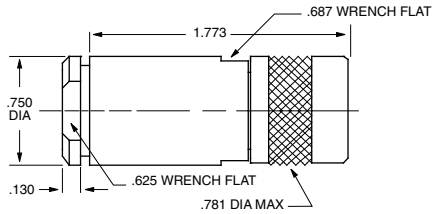
⚠ Chain options see page 57. "D" mounting holes see page 54.

# Twinax/Triax Connectors / Standard Threaded

## 80/380 Series, TRC/TRN

### Cable Plug

|               |        |  |
|---------------|--------|--|
| 2-lug.....    | PL80-  |  |
| 3-lug.....    | PL803- |  |
| Threaded..... | PL380- |  |

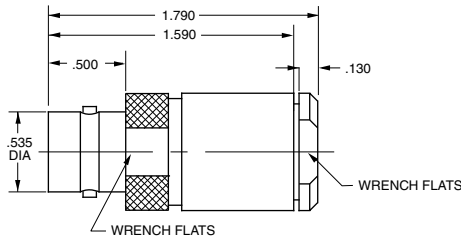


PL80 Shown  
Larger bodies available to accommodate cable sizes, contact customer service.

### Cable Jack

Wrench Crimp

|               |        |  |
|---------------|--------|--|
| 2-lug.....    | CJ80-  |  |
| 3-lug.....    | CJ803- |  |
| Threaded..... | CJ380- |  |



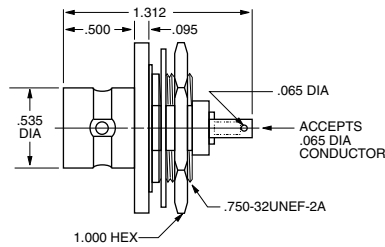
CJ80 Shown

### Bulkhead Jack

Solder Pot

|               |       |
|---------------|-------|
| 2-lug.....    | BJ80  |
| 3-lug.....    | BJ803 |
| Threaded..... | BJ380 |

BJ80 Shown  
Mounting Hole: D1.156



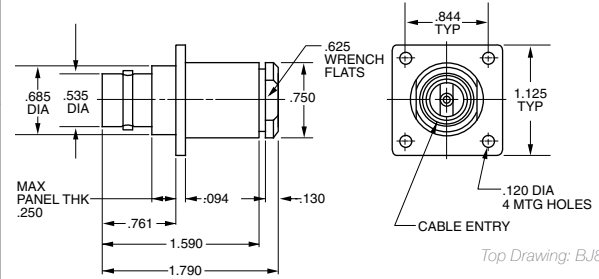
### Bulkhead Cable Jacks

Wrench Crimp, Flange Mount

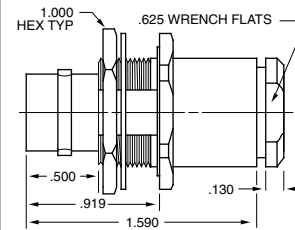
|               |         |  |
|---------------|---------|--|
| 2-lug.....    | BJ89F-  |  |
| 3-lug.....    | BJ893F- |  |
| Threaded..... | BJ389F- |  |

Wrench Crimp, D Hole Mount

|               |        |  |
|---------------|--------|--|
| 2-lug.....    | BJ89-  |  |
| 3-lug.....    | BJ893- |  |
| Threaded..... | BJ389- |  |



Top Drawing: BJ89F Shown

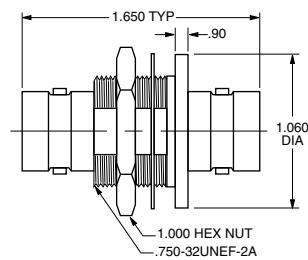


Bottom Drawing: BJ89 Shown  
Mounting Holes: DD6.250 / D11.250 - Cable Groups: -14A, -16, -61, -62

### Feed-thru Jack

|               |       |
|---------------|-------|
| 2-lug.....    | BJ88  |
| 3-lug.....    | BJ883 |
| Threaded..... | BJ388 |

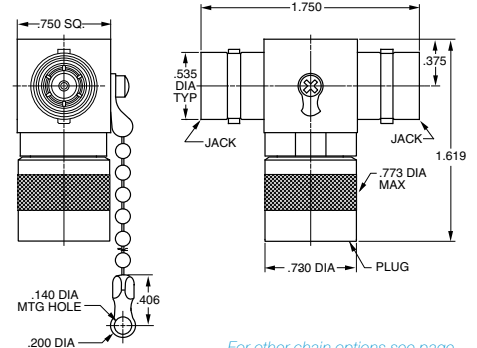
BJ88 Shown  
Mounting Hole: D1.343



### TRC "T" Adapter

|             |         |
|-------------|---------|
| 2-lug.....  | BN83-1  |
| 3-lug.....  | BN833-1 |
| Threaded... | BN383-1 |

BN83-1 Shown




For other chain options see page 63.

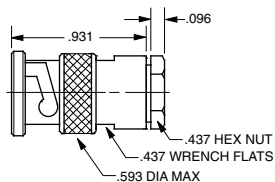


## Mil-C-3655 Interface

### Cable Plug

Wrench Crimp, Two-pin Polarized

2-lug..... PL30- 

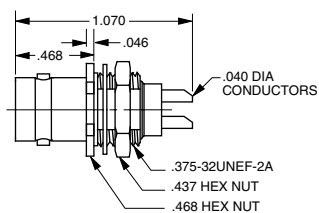


PL30 Shown

### Bulkhead Jack

Front Mount, Solder Pot, Two-pin Polarized

2-lug..... BJ30

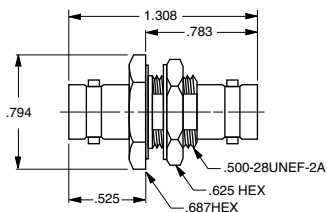


BJ30 Shown  
Mounting Hole: D5.130

### Feed-Through Jack

Two-pin Polarized

2-lug..... BJ38

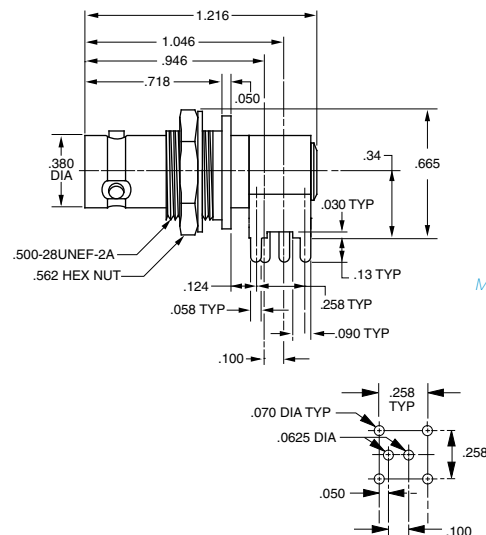


BJ38 Shown  
Mounting Hole: D3.160

### Circuit Board Bulkhead Jack

Right Angle-Two-pin Polarized Twinax (TWBNC)

CBBJR39A



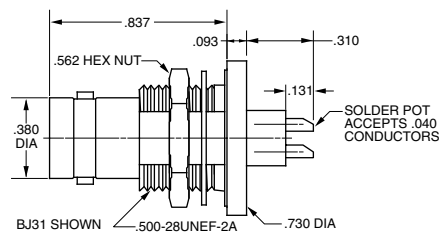
Mounting Hole: D3.125

### Bulkhead Jack

Rear Mount, Solder Pot

Two-pin Polarized

2-lug..... BJ31



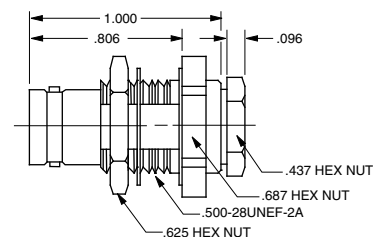
BJ31 Shown  
Mounting Hole: D3.280

### Bulkhead Cable Jack

Rear Mount, Wrench Crimp

Two-pin Polarized

2-lug..... BJ39- 



BJ39 Shown  
Mounting Hole: D3.218

 Refer to Cable Group Tables, pages 74-91.

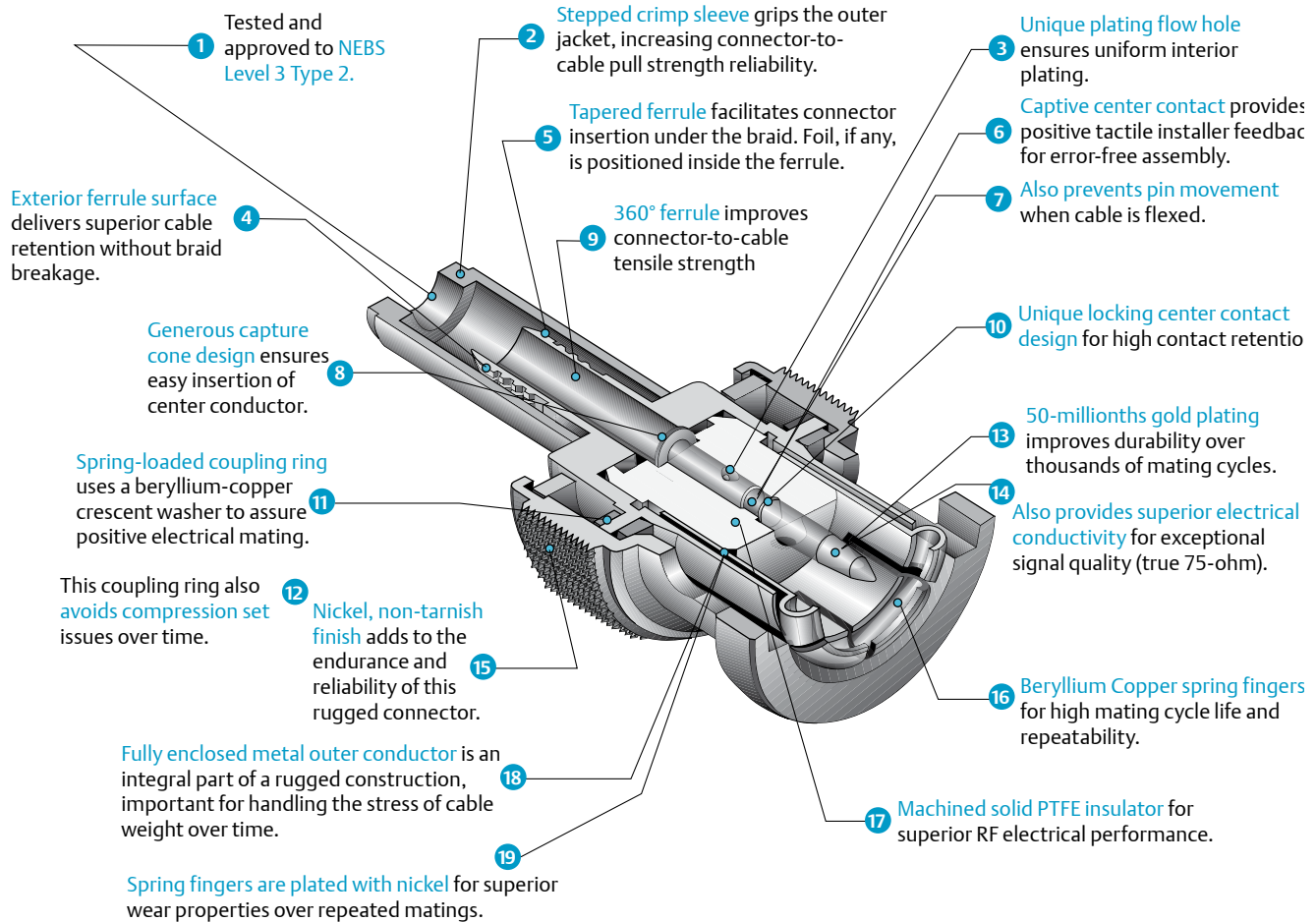
"D" mounting holes are on page 54. Note: Only 30 Series have two-pin polarizations.

Note: These connectors are still available, although we recommend using concentric (70 series) twinax for all new applications.

# Coax Connectors / BNC Coax Connector Introduction

## Trompeter's BNC Coax Tool Crimp Connector

19 reasons why our BNC connectors outperform the competition every time!



## BNC Coax Wrench Crimp Connector

### Wrench Crimp Features

- 3-piece construction
- Captive center contact pin in cone assembly
- Spring-loaded coupling ring using a beryllium-copper crescent washer
- Freely rotating captured insert inside the clamp-nut assembly
- Stepped captured insert inside the clamp-nut assembly
- 360° metal-to-metal, sandwich braid capture of the outer-braid-to-cone assembly. (No insulation between the clamping surfaces)
- Machined barb on the end of the cone assembly



## SureNotch™ BNC

The **UPL220 Series** and the **UPL250 Series** feature **SureNotch™**, Trompeter's innovative solution for incomplete connector mating. **SureNotch™** provides immediate and reliable visual confirmation of secure mating. The **UPL250 Series Mini-BNC Series** allow higher interconnect density, enabling 40% more interconnects in the same area, with all the positive characteristics of the full size BNC.

- Telco BNC
- SureNotch™ BNC provides visual indicator that every BNC is locked onto the mating jack
- Black spring water highlights the notch
- Standard feature on all Trompeter Telco 75 Ohm BNC's

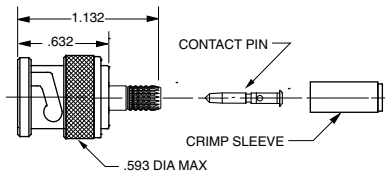


Hermetically Sealed Coax Connectors available, contact customer service.

### Cable Plug

*Tool Crimp*

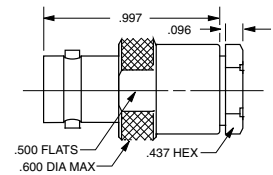
- 50Ω..... PL220- ⚠
- 75Ω..... UPL220- ⚠



### Cable Jack

*Wrench Crimp*

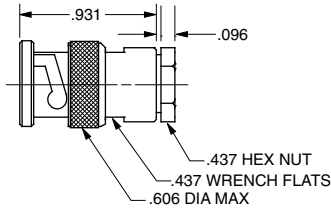
- 50Ω..... CJ20- ⚠
- 75Ω..... UCJ20- ⚠



### Cable Plug

*Wrench Crimp*

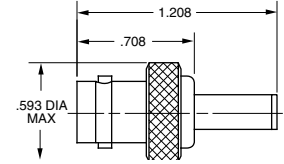
- 50Ω..... PL20- ⚠
- 75Ω..... UPL20- ⚠



### Cable Jack

*Tool Crimp*

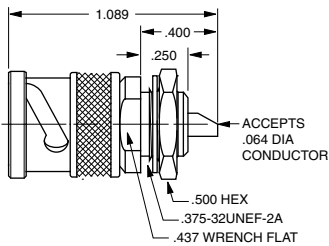
- 50Ω..... CJ220- ⚠
- 75Ω..... UCJ220- ⚠



### Bulkhead Plug

*Front Mount, Solder Pot*

- 50Ω..... PL21
- 75Ω..... UPL21

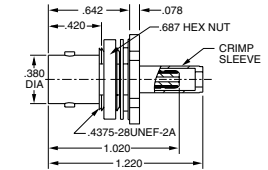


Mounting Hole: C2.085

### Bulkhead Cable Jack

*Rear Tool Crimp*

- 50Ω..... BJ220- ⚠
- 75Ω..... UBJ220- ⚠

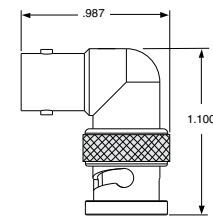


Mounting Hole: D3.100

### BNC Adapter

*Male to Female Right Angle*

- 75Ω BNC..... UADRMF220



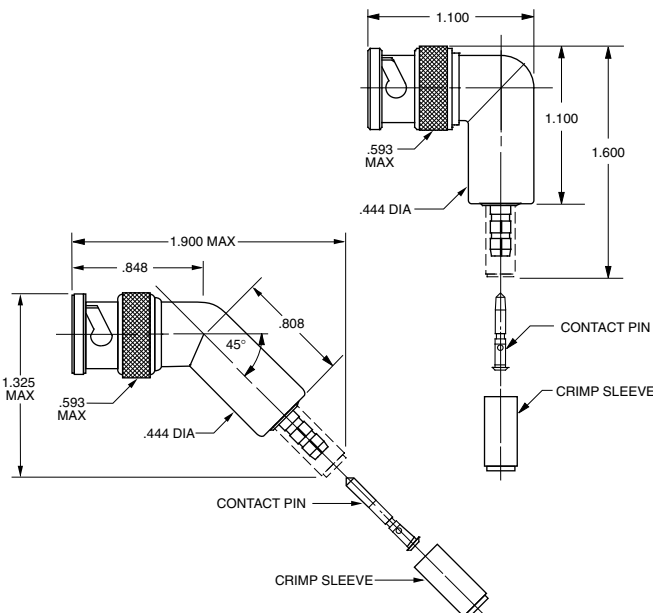
### Cable Plug

*90° Right Angle, Full Crimp*

- 75Ω..... UPLR220- ⚠

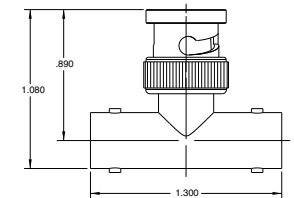
*45° Angle, Full Crimp*

- 75Ω..... UPLFF220- ⚠



### BNC "T" Adapter

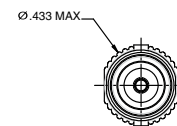
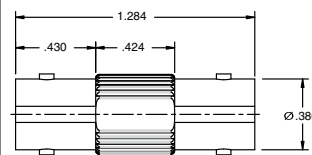
- 50Ω..... BN23
- 75Ω..... UBN23



### BNC Coupling Adapter

*Barrel connector*

- 50Ω..... AD228
- 75Ω..... UAD228



⚠ Refer to Cable Group Tables, pages 74-91.  
"D" mounting holes are on page 54.

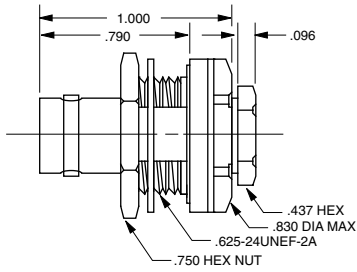
# Coax Connectors / Miniature Coax 20/220 Series

## BNC Bulkhead Jacks

### Insulated Bulkhead Cable Jack

Wrench Crimp, Rear Mount

|          |        |  |
|----------|--------|--|
| 50Ω..... | BJ26-  |  |
| 75Ω..... | UBJ26- |  |

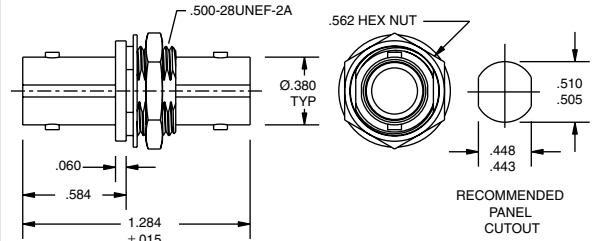


Mounting Hole: D2.187  
GF-Ground filter version page 35

### Non-insulated Bulkhead Jack

Feed-through

|          |        |
|----------|--------|
| 50Ω..... | BJ224  |
| 75Ω..... | UBJ224 |

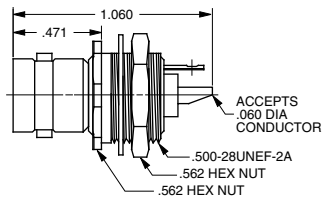


Mounting Hole: DD3.156

### Insulated Bulkhead Jack

Front Mount, Solder Pot

|          |        |
|----------|--------|
| 50Ω..... | BJ227  |
| 75Ω..... | UBJ227 |

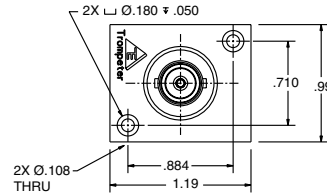


Mounting Hole: D3.147

### Insulated Bulkhead Jack

Recessed Insulated Adapter (RIA) Feed-through

|          |            |
|----------|------------|
| 75Ω..... | UBJ224-RIA |
|----------|------------|



### Bulkhead Cable Jack

Rear Mount, Wrench Crimp

|          |        |  |
|----------|--------|--|
| 50Ω..... | BJ29-  |  |
| 75Ω..... | UBJ29- |  |

Mounting Holes: D3.218 (D2.218-Cable Groups 6, 6E, 51, 52)

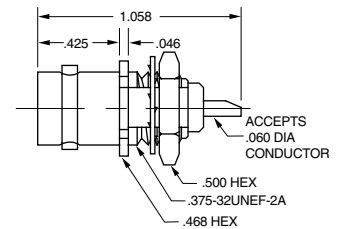


### Bulkhead Jack

Front Mount, Solder Pot

|              |         |
|--------------|---------|
| 50Ω.....     | BJ20    |
| 75Ω.....     | UBJ20   |
| w/Solder Lug |         |
| 50Ω.....     | BJ20SL  |
| 75Ω.....     | UBJ20SL |

Mounting Hole: D5.125

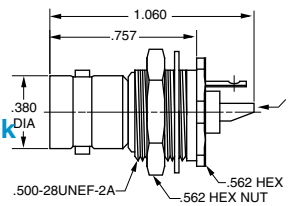


### Bulkhead Jack

Non-insulated

|          |       |
|----------|-------|
| 50Ω..... | BJ23  |
| 75Ω..... | UBJ23 |

Mounting Hole: D3.147

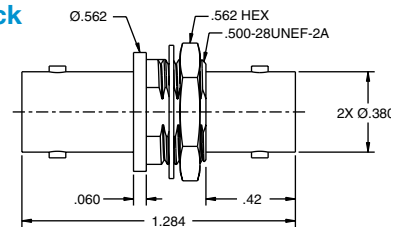


### Insulated Bulkhead Jack

Feed-through

|          |        |
|----------|--------|
| 50Ω..... | BJ228  |
| 75Ω..... | UBJ228 |

Mounting Hole: DD3.156

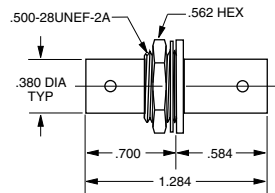


### Insulated Bulkhead Cable Jack

Rear Mount, Solder Pot

|          |       |
|----------|-------|
| 50Ω..... | BJ21  |
| 75Ω..... | UBJ21 |

Mounting Hole: D3.147



### Bulkhead Jack

Feed-through Non-insulated

|          |       |
|----------|-------|
| 50Ω..... | BJ24  |
| 75Ω..... | UBJ24 |

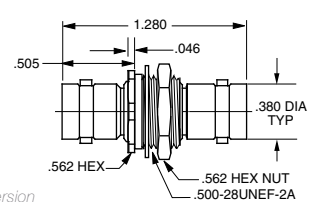
Mounting Hole: DD3.100, (Hermetically sealed version available, call customer service).

### Insulated Bulkhead Jack

Feed-through

|          |       |
|----------|-------|
| 50Ω..... | BJ28  |
| 75Ω..... | UBJ28 |

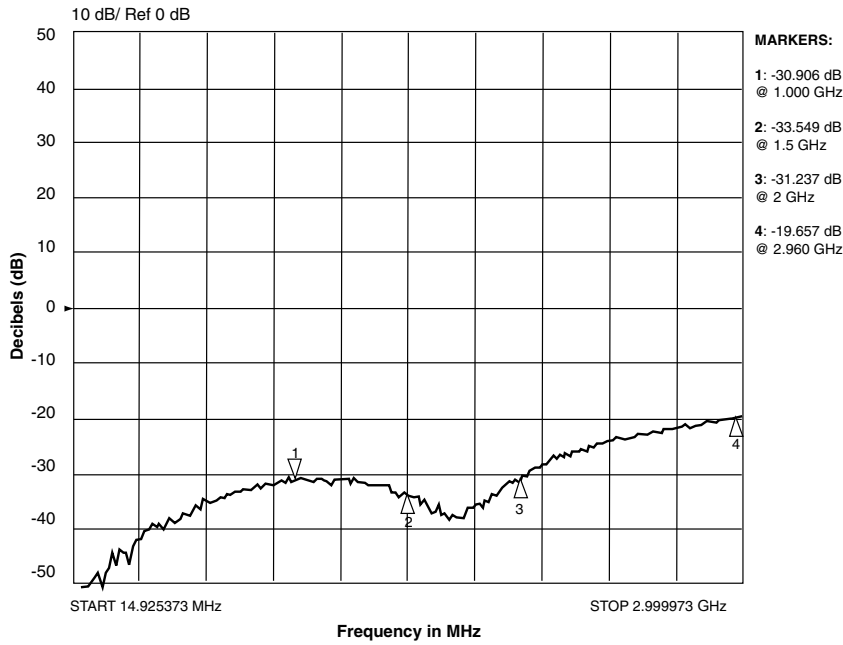
Mounting Hole: D3.156 (Hermetically sealed version available, call customer service).  
GF-Ground Filter version available page 370c.



Refer to Cable Group Tables, pages 74-91.  
"D" mounting holes are on page 54.

## Edge Mount Circuit Board Jacks

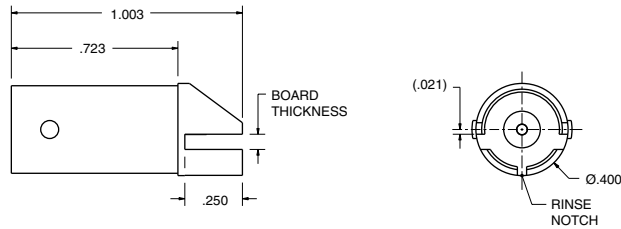
Trompeter manufactures a wide selection of circuit board jacks.



### Circuit Board Edge Mount

Coax "BNC" Style Receptacle 75Ω

| Part Number | Board Thickness |
|-------------|-----------------|
| UCBJE20-1   | .060-.064       |
| UCBJE20-2   | .028-.033       |

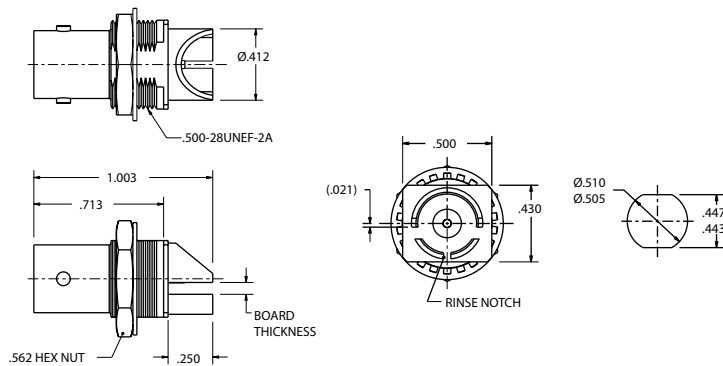


### Circuit Board Bulkhead Edge Mount

Coax "BNC" Style Receptacle 75Ω

Max Panel Thickness: .179

| Part Number | Board Thickness |
|-------------|-----------------|
| UCBBJE20-1  | .060-.064       |
| UCBBJE20-2  | .028-.033       |
| UCBBJE20-3  | .084            |
| UCBBJ320-4  | .120            |



# Coax Connectors / Coax 20/220 Series

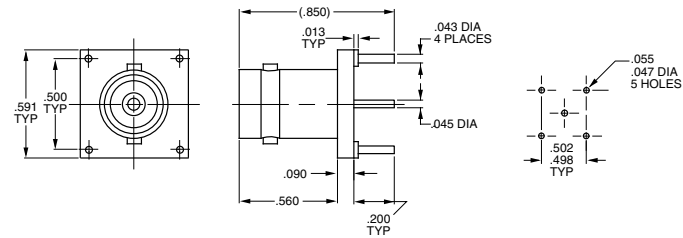
## Circuit Board Jacks

Trompeter manufactures a wide selection of circuit board jacks, Shown below are the most commonly requested designs. For custom designs, contact customer service.

### Circuit Board Jack

Straight, 4-leg

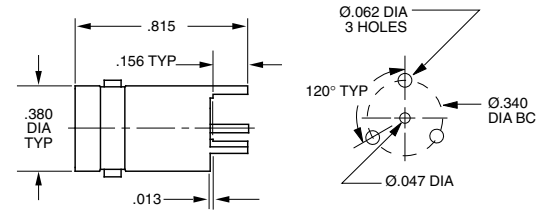
75Ω.....UCBJ20F



### Circuit Board Jack

Straight, 3-leg

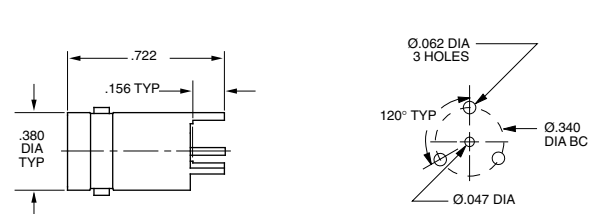
75Ω.....UCBJ223



### Circuit Board Jack

Straight, 3-leg

50Ω.....CBJ20

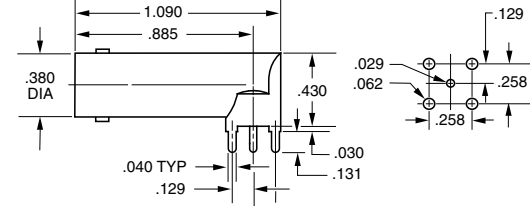


### Right Angle Coax BNC

Circuit Board Jack

50Ω.....CBJR220

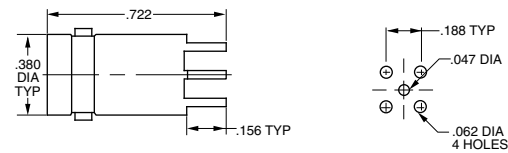
75Ω.....UCBJR220



### Circuit Board Jack

Straight, 4-leg

50Ω.....CBJ22



### Circuit Board Jack

Right Angle, Tall Version

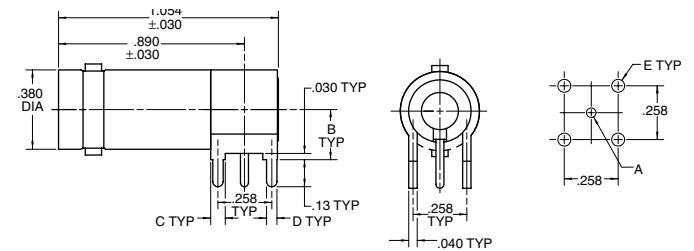
50Ω.....CBJR20A

75Ω.....UCBJR20A

| MODEL NO. | LTR CODE | OHM | A DIM | B DIM | C DIM | D DIM | E DIM |
|-----------|----------|-----|-------|-------|-------|-------|-------|
| CBJR20    | -        | 50  | .046  | .24   | .090  | .050  | .0625 |
| UCBJR20   | -        | 75  | .029  | .24   | .090  | .050  | .0625 |

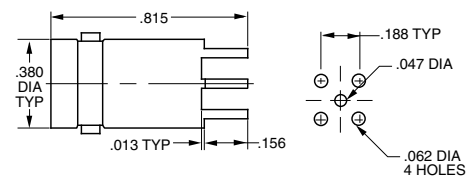
| MODEL NO. | LTR CODE | OHM | A DIM | B DIM | C DIM | D DIM | E DIM |
|-----------|----------|-----|-------|-------|-------|-------|-------|
| CBJR20A   | A        | 50  | .046  | .34   | .090  | .058  | .070  |
| UCBJR20A  | A        | 75  | .029  | .34   | .090  | .058  | .070  |



### Circuit Board Jack

Straight, 4-leg

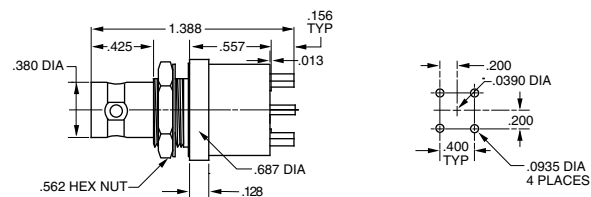
75Ω.....UCBJ224



### Non-insulated Circuit Board Bulkhead Jack

Straight, 4-leg

75Ω..... UCBBJ29

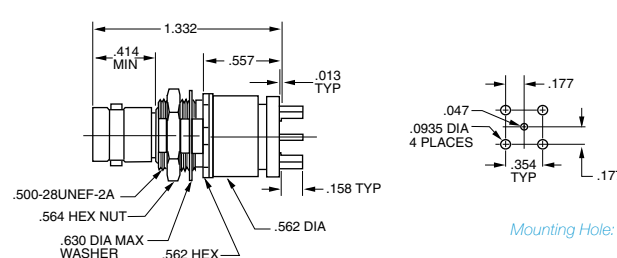


Mounting Hole: D3.109

### Insulated Circuit Board Bulkhead Jack

Straight

50Ω..... CBBJ26



Mounting Hole: D3.156

### Right Angle Circuit Board Bulkhead Jack

Non-insulated

50Ω..... CBBJR29

75Ω..... UCBBJR29

| MODEL #   | LTR CODE | IMPD Ω | A DIA | B DIM | C DIM | D DIM | E DIA |
|-----------|----------|--------|-------|-------|-------|-------|-------|
| CBBJR29   | ----     | 50     | .046  | .24   | .090  | .050  | .0625 |
| UCBBJR29  | ----     | 75     | .029  | .24   | .090  | .050  | .0625 |
| CBBJR29A  | A        | 50     | .046  | .24   | .090  | .058  | .070  |
| UCBBJR29A | A        | 75     | .029  | .24   | .090  | .058  | .070  |

### RoHS Compliant

Non-insulated

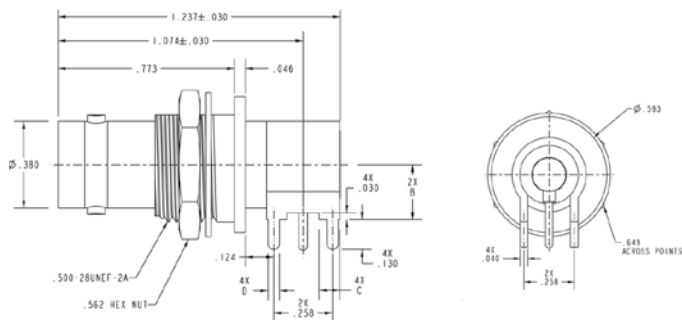
50Ω..... 6-0001-1

75Ω..... 6-0001-4

| MODEL #  | LTR CODE | IMPD Ω | A DIA | B DIM | C DIM | D DIM | E DIA |
|----------|----------|--------|-------|-------|-------|-------|-------|
| 6-0001-1 | ----     | 50     | .046  | .24   | .090  | .050  | .0625 |
| 6-0001-2 | ----     | 75     | .029  | .24   | .090  | .050  | .0625 |
| 6-0001-3 | A        | 50     | .046  | .24   | .090  | .058  | .070  |
| 6-0001-4 | A        | 75     | .029  | .24   | .090  | .058  | .070  |

Mounting Holes: D3.156 (Insulated)

Maximum Panel Thickness: .179 D-Hole: D3



### Right Angle Circuit Board Bulkhead Jack

Insulated

50Ω..... CBBJR26

75Ω..... UCBBJR26

| MODEL #   | LTR CODE | IMPD Ω | A DIA | B DIM | C DIM | D DIM | E DIA |
|-----------|----------|--------|-------|-------|-------|-------|-------|
| CBBJR26   | ----     | 50     | .046  | .24   | .090  | .050  | .0625 |
| UCBBJR26  | ----     | 75     | .029  | .24   | .090  | .050  | .0625 |
| CBBJR26A  | A        | 50     | .046  | .34   | .090  | .058  | .070  |
| UCBBJR26A | A        | 75     | .029  | .34   | .090  | .058  | .070  |

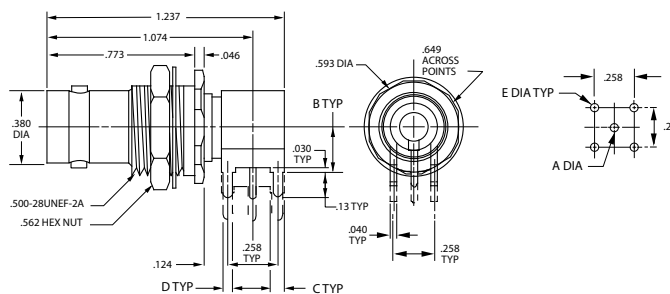
### RoHS Compliant

Insulated

50Ω..... CBBJR26-RC

75Ω..... UCBBJR26-RC

| MODEL #      | LTR CODE | IMPD Ω | A DIA | B DIM | C DIM | D DIM | E DIA |
|--------------|----------|--------|-------|-------|-------|-------|-------|
| CBBJR26- RC  | ----     | 50     | .046  | .24   | .090  | .050  | .0625 |
| UCBBJR26- RC | ----     | 75     | .029  | .24   | .090  | .050  | .0625 |
| CBBJR26A-RC  | A        | 50     | .046  | .34   | .090  | .058  | .070  |
| UCBBJR26A-RC | A        | 75     | .029  | .34   | .090  | .058  | .070  |



Mounting Holes: D3.156 (Insulated)

## Coax Connectors / Mini-WECox Coax

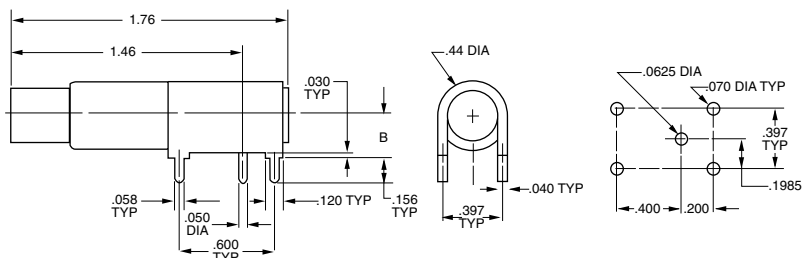
### Circuit Board Jacks

### Circuit Board Mounting Mini-WECox Patch Jack

75Ω Right Angle..... CBJR12

B=.24

| MODEL NO | LTR CODE | B DIM |
|----------|----------|-------|
| CBJR12   | ----     | .24   |
| CBJR12A  | A        | .34   |





# Coax Connectors / Miniature Coax 250 Series

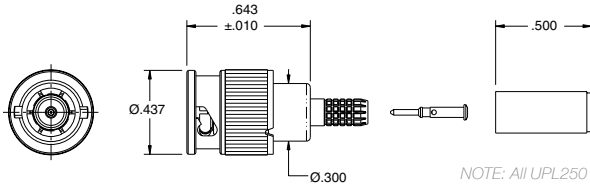
## Mini-BNC Plugs & Jacks

The mini-BNC 250 RF connector series from Trompeter was designed specifically for DS3 telco coaxial central office applications to allow higher interconnect density while preserving the positive characteristics of the Trompeter full size BNC. In fact, the 250 series provides for higher density of interconnects in a given area.

### Miniature BNC (M-BNC) Coaxial Plug

Straight

75Ω..... UPL250-

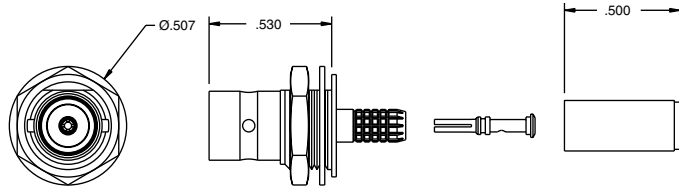


NOTE: All UPL250 plugs come with our SureNotch™ feature.

### Miniature BNC (M-BNC) Coaxial Bulkhead Jack

Straight

75Ω..... UBJ250-

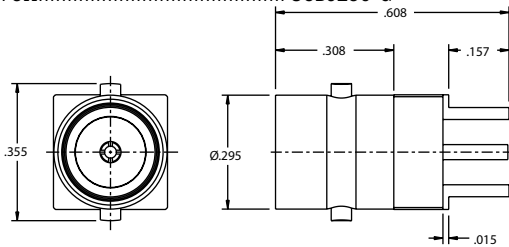


### Miniature BNC (M-BNC) Coaxial Circuit Board Jack

Straight

75Ω..... UCBJ250-N

75Ω..... UCBJ250-G

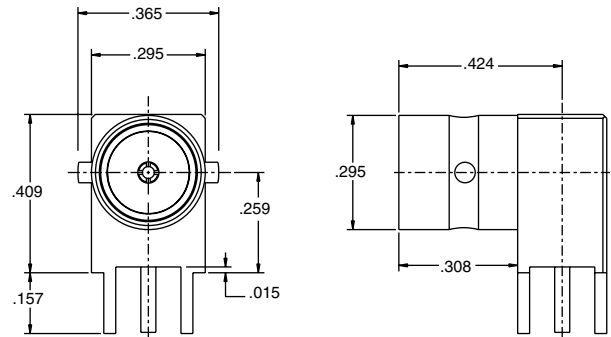


### Miniature BNC (M-BNC) Circuit Board Jack

Right Angle

75Ω..... UCBJR250-N

75Ω..... UCBJR250-G



| Part Number | Description                                      | Plating | Bulkhead Mount | PCB OA Thickness |
|-------------|--|---------|----------------|------------------|
| UPL250-     | Straight plug M-BNC series                       | ni      | n/a            |                  |
| UPLR250-    | Right angle plug M-BNC series                    | ni      | n/a            |                  |
| UBJ250-     | Bulkhead cable jack                              | ni      | yes            |                  |
| UCBJ250-G   | Straight PCB-mounted jack                        | au      | no             |                  |
| UCBJ250-N   | Straight PCB-mounted jack                        | ni      | no             |                  |
| UCBBJ250-G  | Straight PCB-mounted jack                        | au      | yes            |                  |
| UCBBJ250-N  | Straight PCB-mounted jack                        | ni      | yes            |                  |
| UCBJR250-G  | Right angle PCB-mounted jack                     | au      | no             |                  |
| UCBJR250-N  | Right angle PCB-mounted jack                     | ni      | no             |                  |
| UCBBJR250-G | Right angle PCB-mounted jack                     | au      | yes            |                  |
| UCBBJR250-N | Right angle PCB-mounted jack                     | ni      | yes            |                  |
| UCBJE250-1  | PCB-edge mounted SMT jack                        | au      | no             | 0.032            |
| UCBJE250-2  | PCB-edge mounted SMT jack                        | au      | no             | 0.064            |
| UCBBJE250-1 | PCB-edge mounted SMT jack                        | au      | yes            | 0.032            |
| UCBBJE250-2 | PCB-edge mounted SMT jack                        | au      | yes            | 0.064            |
| UAD258      | M-BNC jack to M-BNC jack adapter, Barrel adapter | ni      | yes            |                  |
| UTNAF250    | Terminators                                      | ni      | no             |                  |
| UTNAM250    | Terminators                                      | ni      | no             |                  |
| UADF20M250  | BNC to MBNC adapters M to F                      | ni      | no             |                  |
| UADF20F250  | BNC to MBNC adapters M to F                      | ni      | no             |                  |
| UADF250M20  | BNC to MBNC adapters M to F                      | ni      | no             |                  |

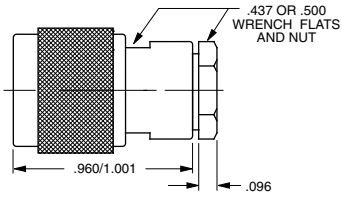


Refer to Cable Group Tables, pages 74-91.  
 "D" mounting holes are on page 54.

## Cable Plug

Wrench Crimp

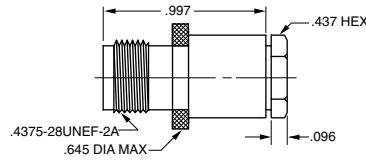
50Ω..... PL40-  
75Ω..... UPL40-



## Cable Jack

Wrench Crimp

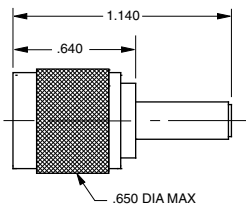
50Ω..... CJ40-  
75Ω..... UCJ40-



## Cable Plug

Tool Crimp

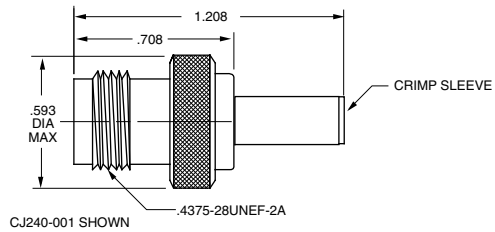
50Ω..... PL240-  
75Ω..... UPL240-



## Cable Jack

Tool Crimp

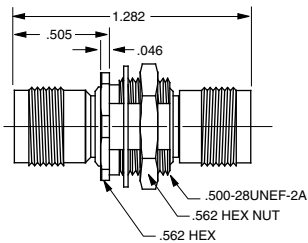
50Ω..... CJ240-  
75Ω..... UCJ240-



## Insulated Bulkhead Jack

Feed-Through

50Ω..... BJ48  
75Ω..... UBJ48

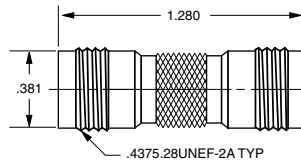


Mounting Hole: D3.156  
GF-Ground filter version page 41

## TNC Coupling Adapter

Barrel Connector

50Ω..... AD48  
75Ω..... UAD48



Refer to Cable Group Tables, pages 74-91.  
"D" mounting holes are on page 54.



These BNC/TNC push-on jacks and plugs are designed for (U)PL123 blind mate rack and panel applications. The male plugs mate (U)PL122 with any BNC/TNC jack and are ideally suited for test/cable applications.

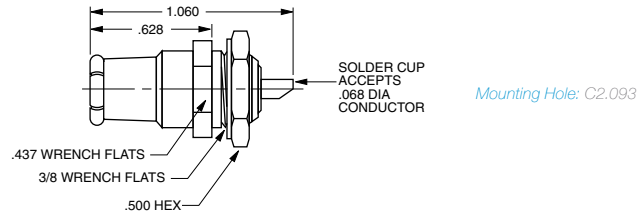
## Panel Plug

Front Mount, Solder Pot

- 50Ω..... PL121
- 75Ω..... UPL121

W/Solder Lug

- 50Ω..... PL121SL
- 75Ω..... UPL121SL



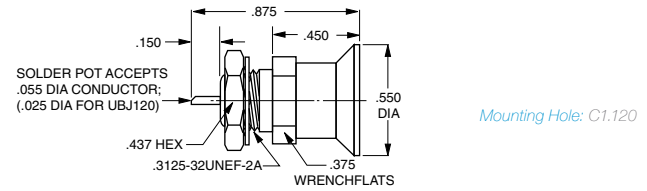
## Bulkhead Jack

Front Mount, Solder Lug

- 50Ω..... BJ120
- 75Ω..... UBJ120

W/Solder Lug

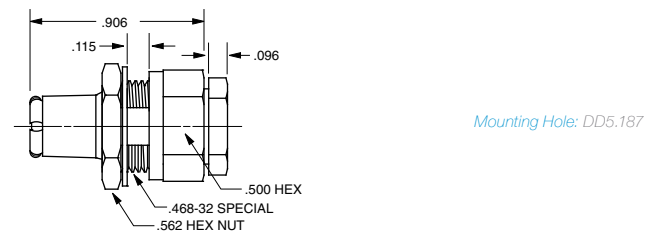
- 50Ω..... BJ120SL
- 75Ω..... UBJ120SL



## Panel Plug

Rear Mount, Cable Entry

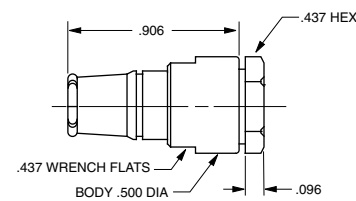
- 50Ω..... PL122- ⚠
- 75Ω..... UPL122- ⚠



## Cable Plug

Wrench Crimp

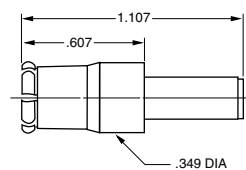
- 50Ω..... PL123- ⚠
- 75Ω..... UPL123- ⚠



## Cable Plug

Tool Crimp

- 50Ω..... PL223- ⚠
- 75Ω..... UPL223- ⚠



"D" mounting holes are on page 54.

# Coax Connectors / 1023 Series

## 1.0/2.3 DIN Connectors – 75 Ω

Trompeter's DIN connector series, is manufactured to the DIN 47297 (75 Ω) interface specification. This range of Trompeter's DIN 1.0/2.3 connector are 45% smaller than the DIN 1.6/5.6 and is ideal for higher density patching requirements. With this space savings, significantly more ports can be placed in the same 1RU panels. The Trompeter 1.0/2.3 series includes cable plugs, cable jack and Type N to DIN adapters.

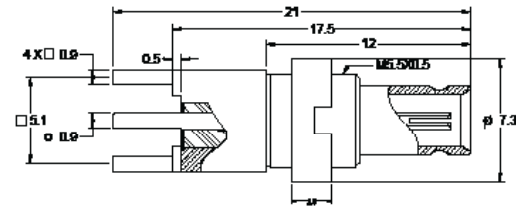
Trompeter's 1.0/2.3 series works with all of the most popular cables used in the video distribution and telecom central office environments and can rapidly be adapted to suit any coaxial cable developments.

This line of 1.0/2.3 connectors delivers the same superior quality performance of the industry leading Trompeter 220 Series BNC range. Employing the same tooling and termination as the 220 series BNCs ensures a minimal deployment cost and disruption for our customers.



### Straight PC Bulkhead Mount Jack

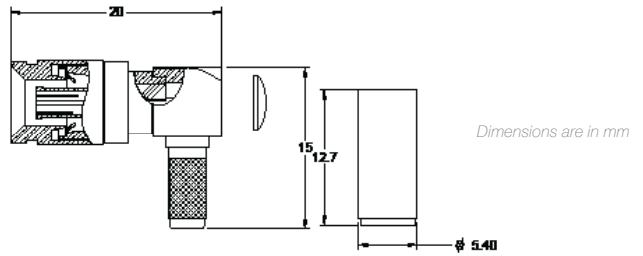
UCBBJ1023



Dimensions are in mm

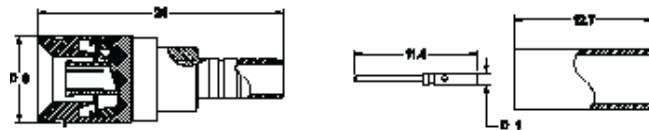
### Right Angle Crimp Plug

UPLR1023-



### Straight Crimp Plug

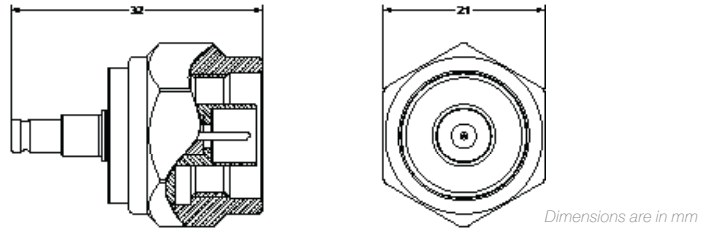
UPL1023-



Dimensions are in mm

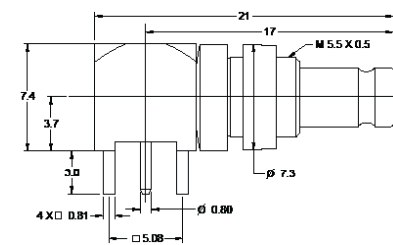
### Adapter 75 Ohm Type N Plug to DIN 1.0/2.3 Jack

UADF1023M95



### DIN 1.0/2.3 Right Angle PCB Bulkhead Mount Jack

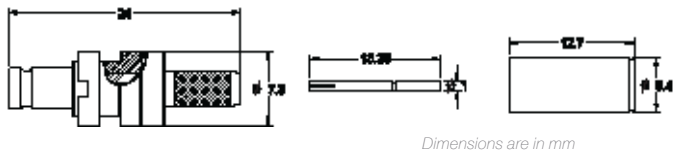
UCBBJR1023



Dimensions are in mm

### DIN 1.0/2.3 Bulkhead Jack

UBJ1023-



Refer to Cable Group Tables, pages 74-91.


Trompeter's 110 series connectors are 30% smaller than the standard BNC currently used for the Coax Central Office termination. With this space savings, 72 interconnects can be placed in the same 1 rack unit panels as 52 BNCs. The 110 series of connectors is available in the following: cable plug, cable jack, a U-Link for connecting two jacks, a right angle circuit board jack, and BNC to

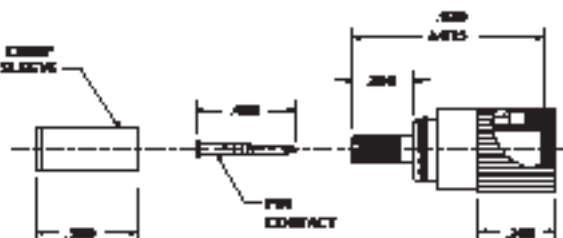
DIN adapters.

Trompeter's 110 series works with all the cables currently in use in the central office environment and like all Trompeter connectors, can be made to accommodate any coax cable changes.

### RF Coaxial 75 Ohm DIN

Threaded Full Crimp Cable Plug

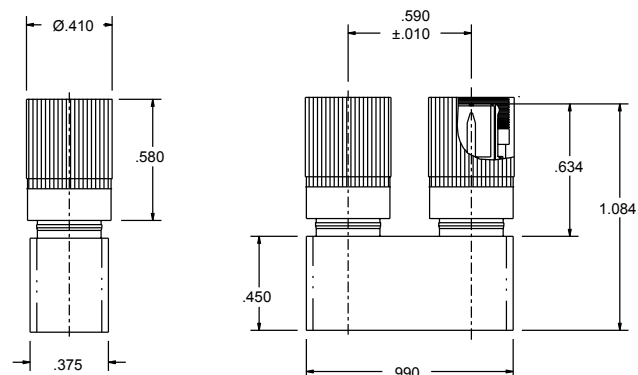
UPL110- 



### Dual Coaxial DIN Connector "U-Link" 75 Ohm With Two Plugs

Based on 169-13 Specification


105-1496

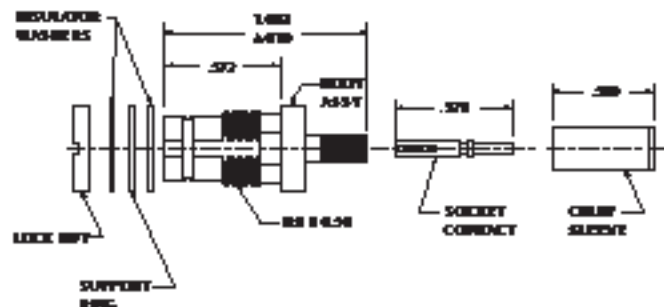


### RF Coaxial 75 ohm DIN

Jack Threaded Connector

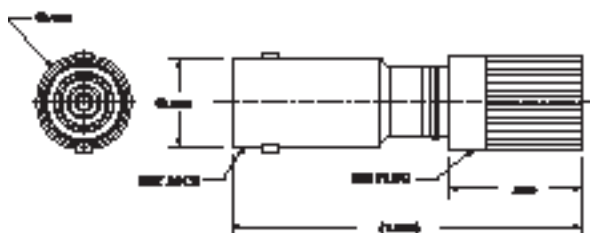
MEETS REQ OF IEC 169-13

UBJ110- 



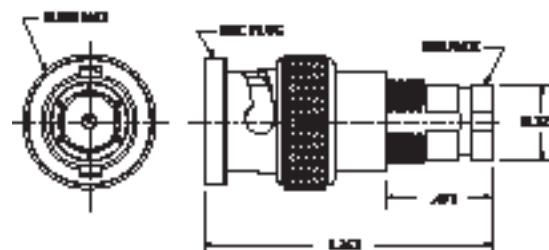
### Adapter 75 ohm BNC Jack to 75 ohm DIN Plug

UADF20M110



### Adapter 75 ohm BNC Plug to 75 ohm DIN Jack

UADM20F110



 Refer to Cable Group Tables, pages 74-91.

# Coax Connectors / Coax Type N Connectors

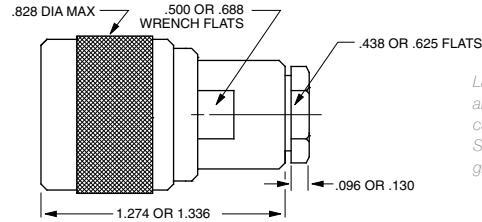
## 90 Series

Trompeter's 90 Series incorporates many of the features of our BNC lines including 3-piece wrench crimp configuration, gold plated captive center contacts, beryllium copper female contacts, and PTFE dielectrics. The 90 Series will also accommodate non-flammable plenum coax cables.

### Cable Plug

*Wrench Crimp*

- 50Ω..... PL95-
- 75Ω..... UPL95-

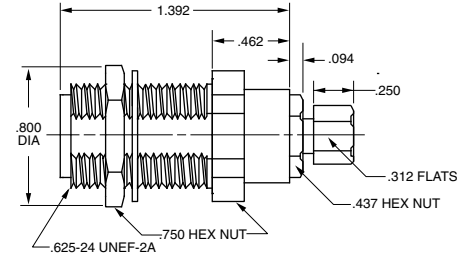


*Large body versions are available, contact customer service. Size depends on cable group.*

### Bulkhead Cable Jack

*Wrench Crimp*

- 50Ω..... BJ95-
- 75Ω..... UBJ95-

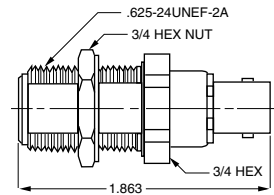


*Mounting Holes: DD4.310 (Standard body)  
DD1.310 (Cable Groups -6A/6B/6E, -48, -50)*

### Adapter

*BNC Female to N Female*

- 50Ω..... AD95
- 75Ω..... UAD95

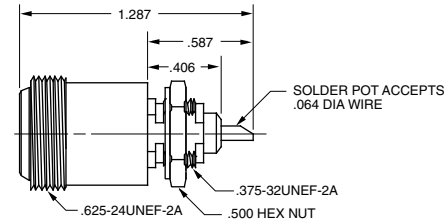


*Mounting Hole: DD4.310*

### Bulkhead Jack

*Solder Pot*

- 50Ω..... J95
- 75Ω..... UJ95

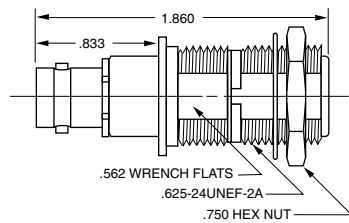


*Mounting Hole: D5.310*

### Insulated Adapter

*BNC Female to N Male*

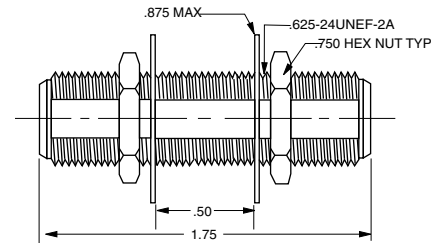
- 50Ω..... ADI95
- 75Ω..... UADI95



*Mounting Hole: DD4.203*

### Feed-thru Jack

- 50Ω..... BJ98-2
- 75Ω..... UBJ98-2

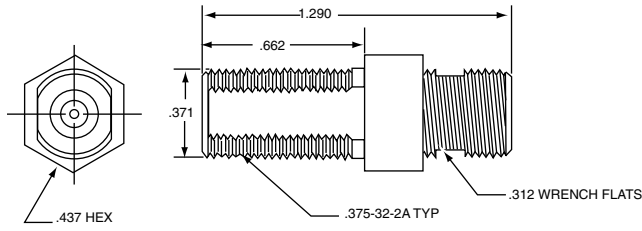


*BJ98-2 Shown*

*Mounting Hole: DD4.50  
Options available for panels up to 2.25" thick. Call customer service.*




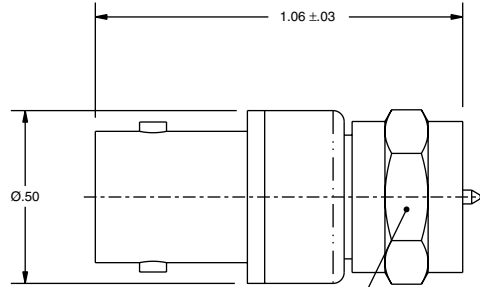
### Type F Adapter AD131



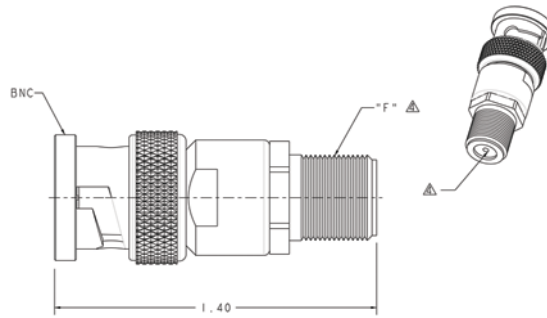
### Between Series Coaxial Female

BNC to Male F Type Adapter

75Ω..... AD1300



**AD1300**  
BNC to F Type Adapter

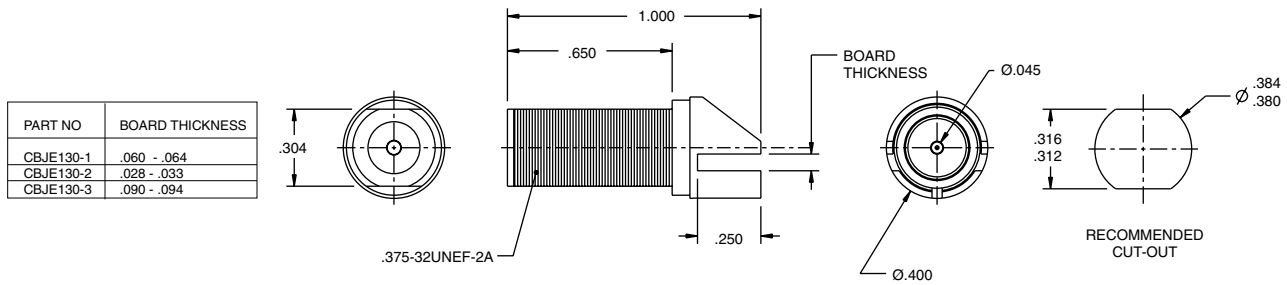


AD133  
BNC MALE TO F TYPE FEMALE ADAPTER

### Circuit Board Edge Mount

F Type Style Female Jack

CBJE130-1, -2, or -3



Note: This circuit board jack meets SCTE IPS-SP-401 and has a Return Loss of <221B at 2 GHz.

"D" mounting holes are on page 54.

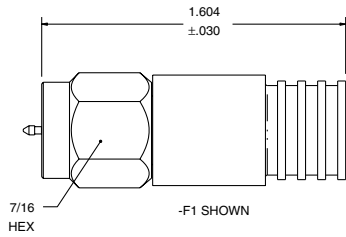
# Coax Connectors / Coax F Type Connectors

## 130 Series

Trompeter's 130 Series Coax F Type Connectors meet SCTE-IPS-SP-4-1 and have a Return Loss of <-22 dB at 2 GHz.

### 75 Ohm Male Type F Type Coaxial Cable Plug

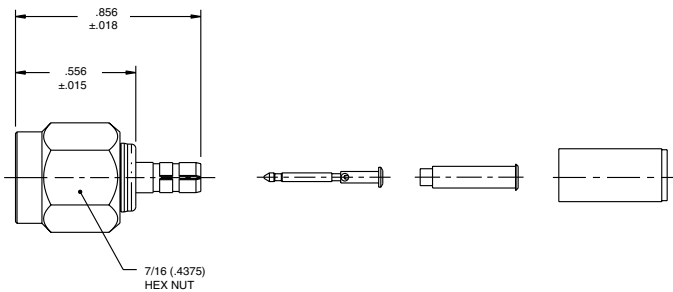
PL130C-(see dash number from chart on right)



| PART NO   | A DIM | CABLES ACCOMMODATED                                      |
|-----------|-------|--|
| PL130C-F1 | .360  | COMMSCOPE<br>6 SERIES QUAD<br>(P/N 5740)<br>(P/N F6SSVV) |
| PL130C-F2 | .324  | BELDEN 6 SERIES<br>(P/N 82120)<br>(P/N 9114)             |
| PL130C-F3 | .360  | COMMSCOPE<br>59 SERIES<br>(P/N S 59 HEC)                 |

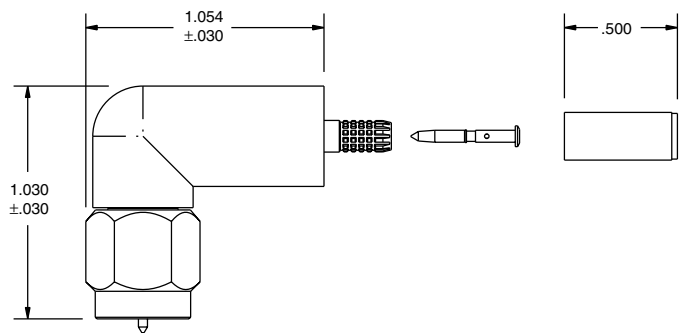
### 75 Ohm F Type Tool Crimp Plug

PL130SC-(see dash number from chart on right)




### 75 Ohm Right Angle F Type Style Full Crimp Cable Plug

PLR130SC-(see dash number from chart on right)



| DASH NO | CABLES ACCOMMODATED                             | A HEX |
|---------|---|-------|
| -001    | RG-178, -196                                    | .178  |
| -002    | HEWLETT PACKARD<br>8120 - 1107                  | .197  |
| -003    | RG-174, 316                                     | .178  |
| -004    | RG-179, 187                                     | .178  |
| -005    | NORTHERN ELECTRIC<br>DBL - SHLD RG-187          | .197  |
| -006    | GC875GPI, GRUMMAN<br>DBL - SHLD RG-188          | .197  |
| -007    | 275-3991, MICRODOT                              | .178  |
| -008    | RG-195, -180<br>421-111, ESSEX                  | .178  |
| -009    | 8218, BELDEN<br>YR23023 BELDEN<br>21-597, ESSEX | .178  |
| -011    | RG-58, RG-141,<br>RG-303, TCC-50-2              | .213  |
| -013    | RG-59   | .255  |
| -013A   | TCC-75-2  | .255  |
| -013B   | RG-62   | .255  |
| -014    | 8212, BELDEN                                    | .255  |
| -015    | 730A, LUCENT                                    | .290  |
| -015A   | RG-71   | .290  |
| -016    | 724, LUCENT<br>8281, BELDEN                     | .324  |
| -017    | RG-6  | .344  |
| -018    | 9268, BELDEN                                    | .255  |
| -019    | 8279, BELDEN                                    | .255  |
| -020    | 9248, BELDEN                                    | .290  |
| -021    | 88240, BELDEN                                   | .213  |
| -022    | 88241, 88269, BELDEN                            | .255  |
| -023    | 89108, BELDEN                                   | .255  |
| -024    | 89120, BELDEN                                   | .290  |
| -025    | 734A, LUCENT                                    | .255  |
| -026    | 735A, LUCENT                                    | .178  |
| -027    | KS19224L2, LUCENT                               | .178  |



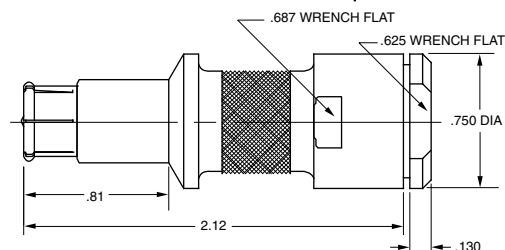
**Type N Plug  
Patch Plug**

**Patch Jack**

Trompeter's 50Ω low VSWR (1.11:1) patching system has been developed for use at frequencies up to 3 GHz and at power levels up to 500 watts. J94 jack accepts a Type N male plug in back and the PL93 or PL94 in the front of the panels shown, or a custom panel of your own design. Patch plugs incorporate a push-fit design that snap into position in the jack and are available with, or without a bayonet locking feature. Normal jack spacing is 3" center-to-center. For a minimum bend radius when patching adjacent jacks, use Trompeter standard patch cords made with RG8 cable with a minimum length of 14". Otherwise the minimum length is 18". Panels loaded at no additional cost.

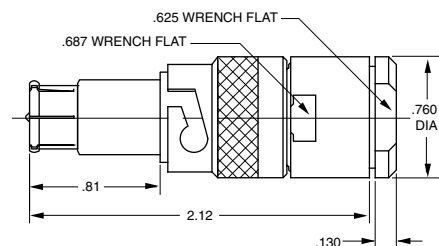
### Patch Plug

50Ω, without Locking Sleeve  
PL93-



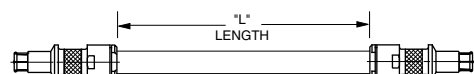
### Patch Plug

50Ω, with Locking Sleeve  
PL94-



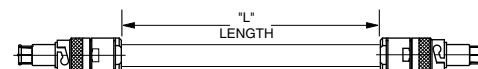
### Patch Cords

50Ω, Patch Plug without Locking Sleeve  
PCH-L-50



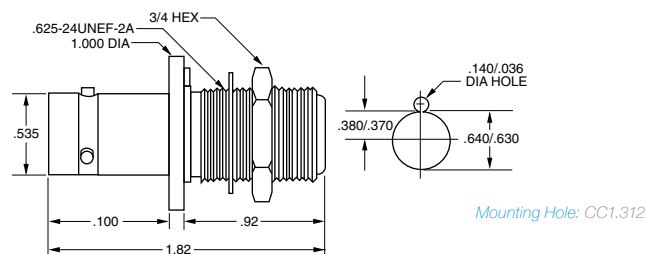
### Patch Cords

50Ω, Patch Plug with Locking Sleeve  
PCHY-L-50




### Patch Jack to Type N Jack

50Ω Threaded .62524UNEF-2A  
J94



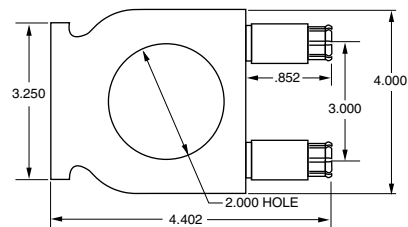
### Panels for J94

| # of Holes | Notching | Panel Type    | Height | Part# |         |
|------------|----------|---------------|--------|-------|---------|
| 12         | Open     | Common Ground | A =    | 1.75" | JSH-12  |
| 12         | Closed   | Insulated     | A =    | 1.75" | JSHI-12 |
| 24         | Open     | Common Ground | B =    | 5.25" | JSH-24  |
| 24         | Closed   | Insulated     | B =    | 5.25" | JSHI-24 |



### Looping Plug

50Ω - Green Handle  
LPH-50



"L" replace with length in inches. "D" mounting holes, page 54. For standard panels see page 53.

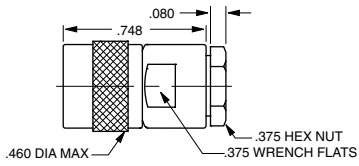
# Coax Connectors / 50Ω Subminiature Coax 50 Series

## TPS/TCM Jacks & Plugs

### Cable Plug

Wrench Crimp

50Ω 3-Lug..... PL50-

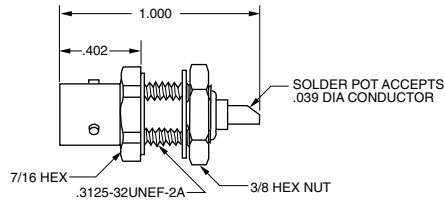


PL50-1 Shown

### Bulkhead Jack

Front Mount, Solder Pot

50Ω 3-Lug..... BJ50



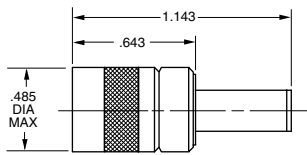
Mounting Hole: D6.218

### Cable Plug

Wrench Crimp

50Ω 3-Lug..... PL50C-

75Ω 3-Lug..... PL50C-

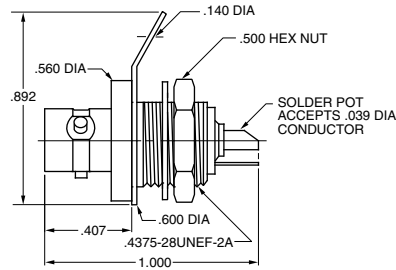


PL50C-001 Shown

### Bulkhead Jack

Front Mount, Solder Pot

50Ω 3-Lug..... BJ57



BJ57 Shown  
Mounting Hole: D4.187

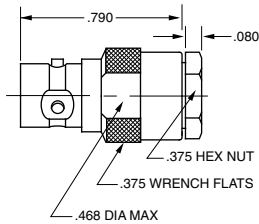
### Cable Plug

Wrench Crimp

50Ω 3-Lug..... CJ50-

50Ω 4-Lug..... CJ50FL-

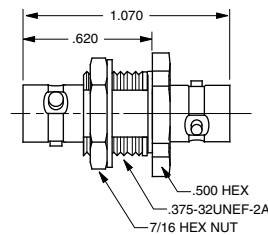
50Ω Threaded..... CJ350-



CJ50-1 Shown

### Feed-thru Jack

50Ω 3-Lug..... BJ58

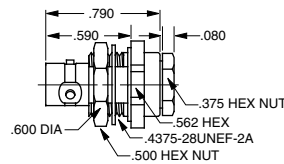


BJ58 Shown  
Mounting Hole: D5.190 /  
D4.190 (Threaded)

### Bulkhead Jack

Wrench Crimp

50Ω 3-Lug..... BJ59-



BJ59-1 Shown  
Mounting Hole: D4.187

Trompeter's HDVDP and HDVDPM Patch Jacks are designed and engineered to exceed SMPTE 292M specifications for high definition video transmission and connectivity. **Full Size Patch-Jack**  
*75Ω Terminated & Non-Terminated*

The normal-thru contact interface design of HDVDP/HDVDPM consists of a self-aligning normal-thru U-slot, two redundant points of contact, an independent applied normal force at each contact point, and a mechanical wipe region at each contact interface location. These design attributes provide reliable and repeatable patching/un-patching, resulting in low-level contact resistance stability.



**HDVDPT**  
**Full-size WECO Format**  
*Terminated*

**HDVDP**  
**Full-size WECO Format**  
*Non-terminated*

**HDVDPMT**  
**Mini WECO Format**  
*Terminated*

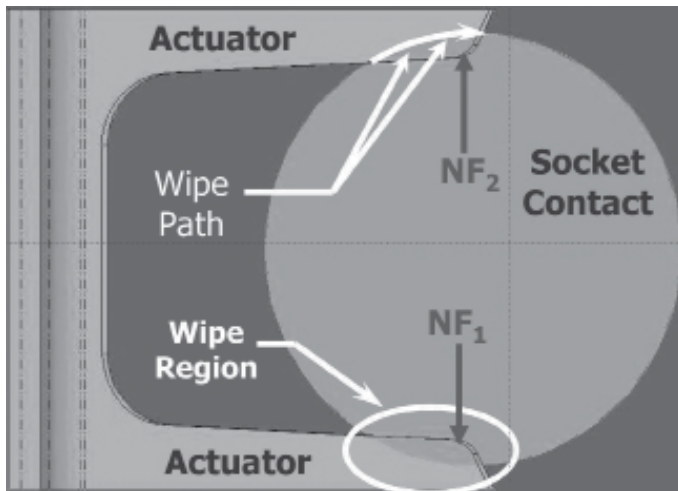
**HDVDPM**  
**Mini WECO Format**  
*Non-terminated*

**Mini Patch-Jack**  
*75Ω Terminated & Non-Terminated*



## HDVDP/HDVDPM Key Features

- Light weight design:
- HDVDPT (full size): 48.05 grams
- HDVDPMT (mini): 32.1 grams
- High-reliability normal-thru contact design
- Self-wiping normal thru contact design
- Streamlined design for repeatable manufacturability



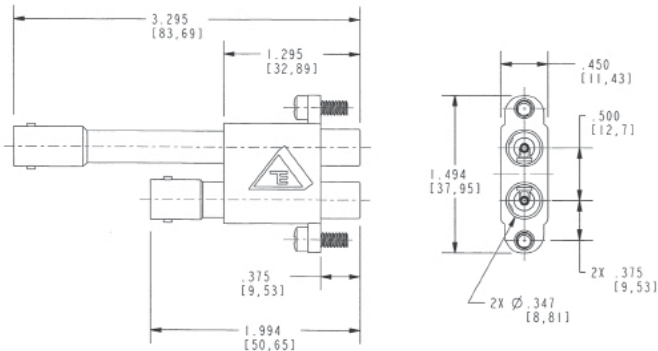
Top View of Normal-Thru Contact Interface (2x)

# Patching Products / High Frequency

## Video Patching

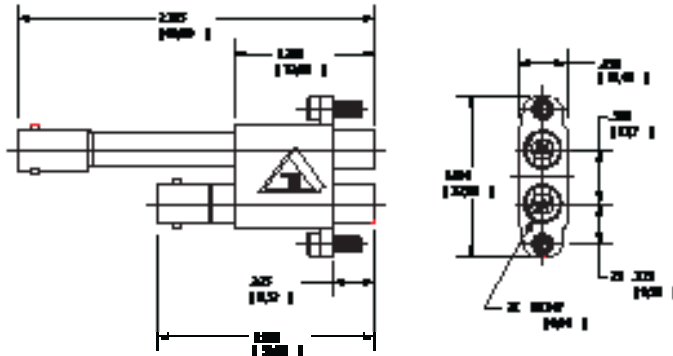
The HDVDPMN is superior quality, high bandwidth, dual video patch jack. This low profile, high performance component is designed for HDTV digital applications where space allocation is critical, such as in video truck application. It is ideal for situations where self-normalling is not practical, usually due to environmental considerations such as high ambient airborne particles or high vibration.

When used in conjunction with the LPMWHF looping plug, a "normal-thru" circuit is achieved, which will pass the full 1.485 Gbps of uncompressed data (2.25GHz of frequency) needed for HDTV, with return loss performance which exceeds SMPTE292M requirements. This high performance is maintained when patching from one location to another, using the PCMWB-L patch cord (call customer service).



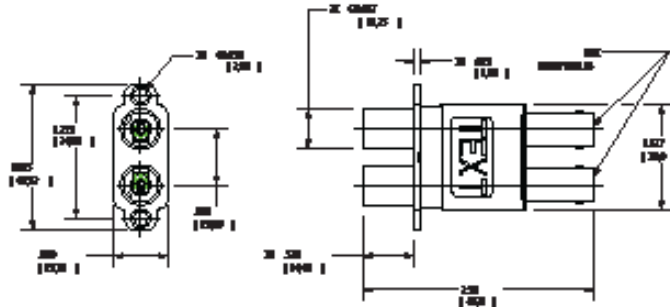
### HDTV Ready High Frequency 75 Ohm Dual Coaxial Mini-WECo Patch Jack with BNC Receptacles

HDVDPMN



### HDTV Ready High Frequency 75 Ohm Dual Coaxial WECo Patch Jack with BNC Receptacles

HDVDPN



Note: uses the LPW-75 to normalize the circuit

Patch Jacks J15, J24, J314, and HDVDP can be mounted vertically or horizontally on 5/8" centers. Mounting tabs are normally "back-to-back" (as shown below).

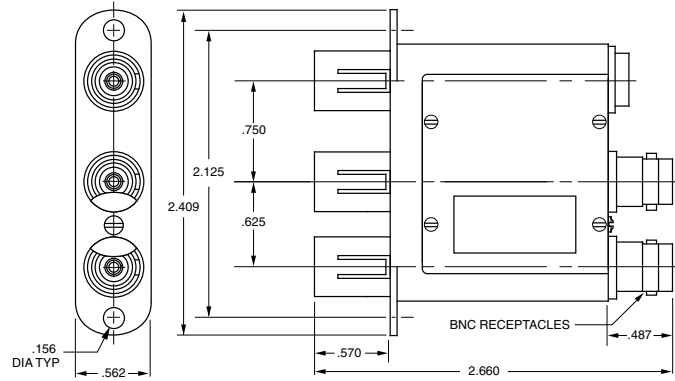
### Features

- J24 is a high frequency jack w/signals monitoring capabilities

### High Frequency Normal-Thru with Monitor

Dual Coax Patch Jack  
J24WMSTHF-75

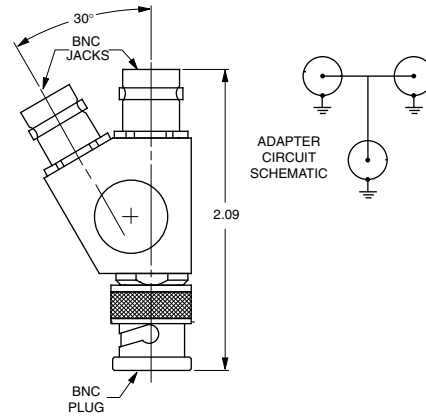
To be used with grey aluminum insulated panel...JSIS-72 (see page 57).



### Adapter

Fixed Paralleling

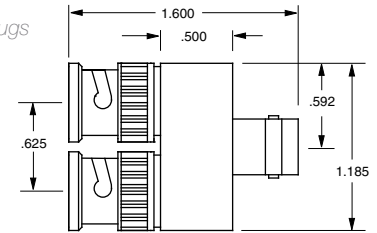
50Ω BNC - Two Jacks, One Plug  
PN2C



### Adapter

Fixed Paralleling

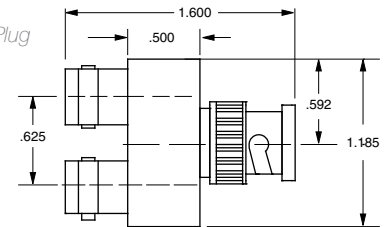
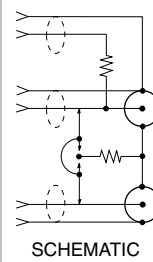
50Ω BNC - One Jack, Two Plugs  
PN2



### Adapter

Fixed Paralleling

50Ω BNC - Two Jacks, One Plug  
PN2A





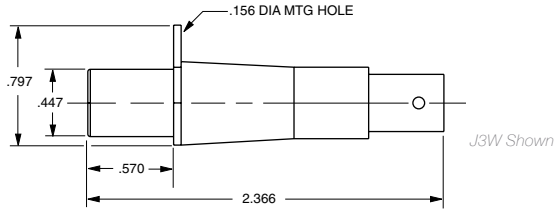
# Patching Products / Coax

## Patch Jacks

### Patch Jack

BNC Rear Interface

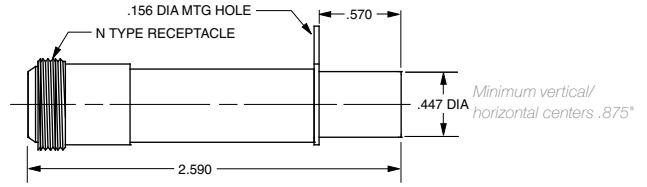
- 50Ω RCA Center Pin – .070"..... J3
- 75Ω WE Center Pin – .090"..... J3W



### Patch Jack

Type N

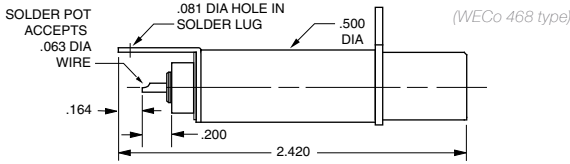
- 50Ω RCA Center Pin – .070"..... J9
- 75Ω WE Center Pin – .090"..... UJ9W



### Patch Jack

Solder Pot

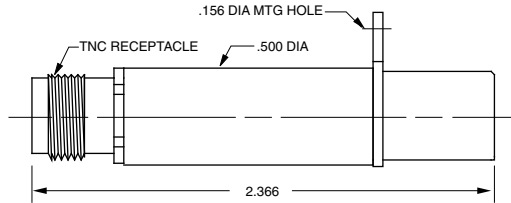
- 50Ω RCA Center Pin – .070"..... J3D
- 75Ω WE Center Pin – .090"..... J3WD



### Patch Jack

TNC

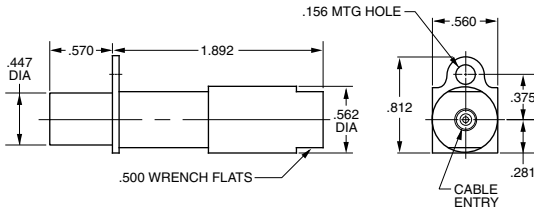
- 50Ω RCA Center Pin – .070"..... J5
- 75Ω WE Center Pin – .090"..... J5W



### Patch Jack

Cable Entry

- 50Ω RCA Center Pin – .070"..... J3E- $\Delta$
- 75Ω WE Center Pin – .090"..... J3WE- $\Delta$



(WEC0 447 type) Microswitch not available  
J3E-1 Shown

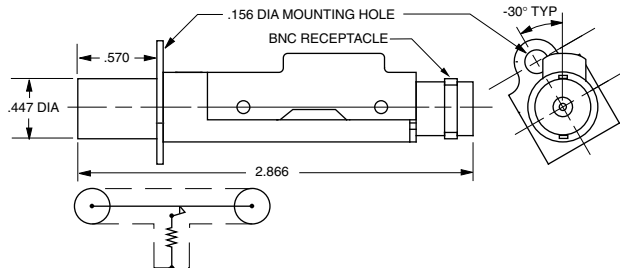
### Patch Jack

Self-terminating

- BNC 50Ω RCA Center Pin – .070"..... J13-R
- 75Ω WE Center Pin – .090"..... J13W-R



WEC0 477B Type

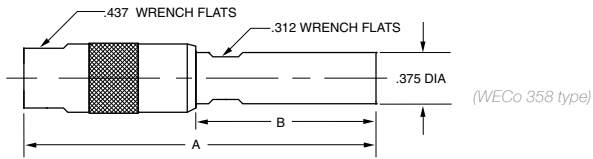
- TNC 50Ω..... J13H-R
- TNC 75Ω..... J13WH-R



## Patch Plug

Shield Crimp

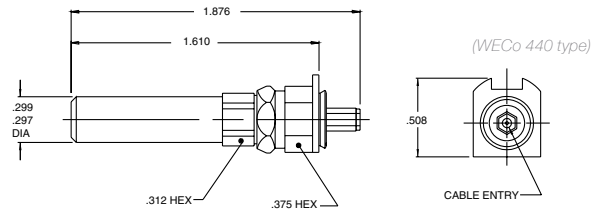
50Ω RCA Center Pin – .070" A=2.73" B=1.50" ..... PL1C-  
 75Ω WE Center Pin – .090" A=2.45" B=1.22" ..... PL1WC-



## Patch Plug

Standard Crimp Plug with Locking Tab

PL11SCLT-



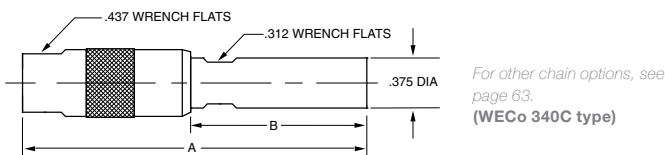
## Termination Plug

No Chain

50Ω RCA Center Pin – .070" A=2.81" B=1.58" ..... TP-1-R


No Chain

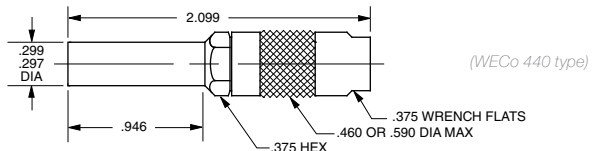
75Ω WE Center Pin – .090" A=2.45" B=1.25" ..... TPW-1-R



## Patch Plug

Solder Contact, Crimp Shield

PL11C-



## Adapters

Patch Plug to BNC/TNC

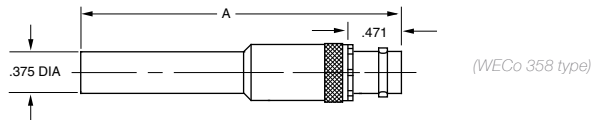
50Ω RCA Plug Center Pin .070" 50Ω BNC A= 2.774" ..... AD1

50Ω RCA Plug Center Pin .070" 50Ω TNC A= 2.774" ..... ADH1

75Ω WE Center Pin .090" 75Ω BNC A= 2.83" ..... AD1W

75Ω WE Center Pin .090" 75Ω BNC A= 1.93" ..... AD1WHD

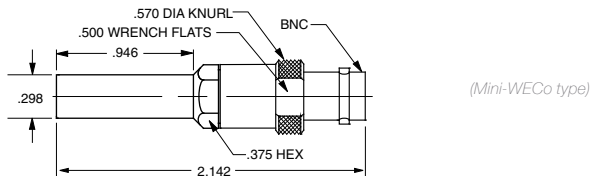
75Ω WE Center Pin .090" 75Ω TNC A= 2.83" ..... ADH1W



## Adapter

75Ω Miniature Patch Plug to 75Ω BNC

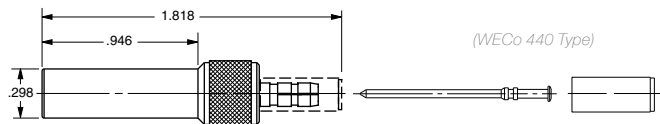
ADMW12



## Patch Plug

Standard BNC Strip Dimension Crimp Contact, Crimp Shield

PL11SC-



 Refer to Cable Group Tables, pages 74-91.

R = Resistance

# Patching Products / 75Ω Mini-WECO Coax

## Patch Jacks

### Miniature Patch Jack

BNC Rear Interface  
J11MW

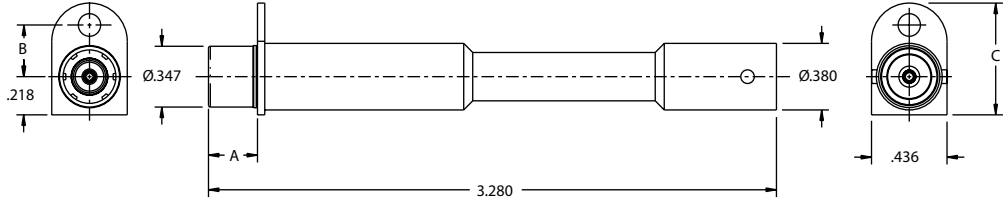
Mini-WECO Type



### Miniature Patch Jack

BNC Rear Interface  
J11MWL

Mini-WECO Type

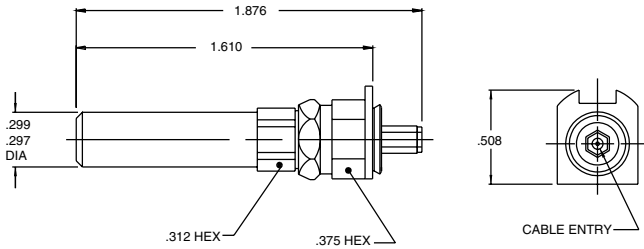


### Patch Plug

Mini-WECO Crimp Plug with Locking Tab  
PL1MWLT-△

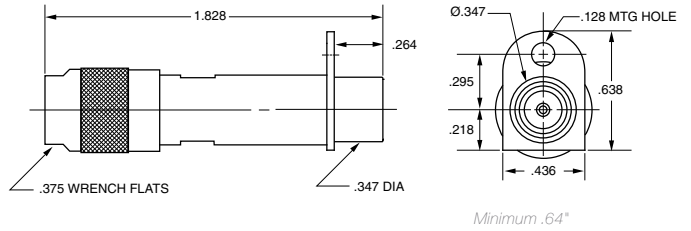
PL1MWLT-(DASH NO)

| DASH NO | CABLE ACCOMMODATED  | A HEX |
|---------|---------------------|-------|
| -009    | 8218, BELDEN        | .178  |
|         | 21-597, ESSEX       |       |
|         | YR23023, BELDEN     |       |
| -013A   | TCC-75-2, TROMPETER | .255  |
|         | 8241F, BELDEN       |       |
| -014    | 8212, BELDEN        | .255  |
| -025    | 734A TYPE           | .255  |
| -026    | 735A TYPE           | .178  |
| -027    | KS19224L2 LUCENT    | .178  |



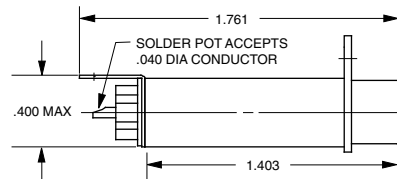
### Miniature Patch Jack

Cable Entry, Field Serviceable Mini-WECO Type Centers  
J12-△



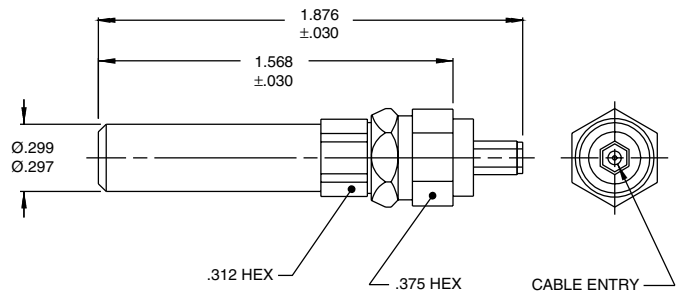
### Miniature Patch Jack

Solder Pot, Mini-WECO Type  
J11D



### Patch Plug

Mini-WECO BNC Strip Dimension  
Crimp Contact, Crimp Shield  
PL1MW-△





**BNC Monitor**



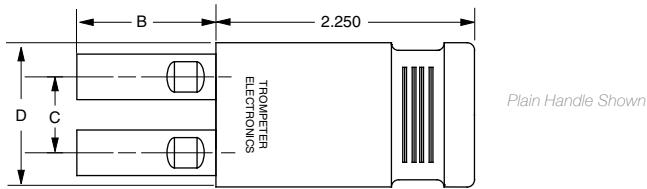
**Pinch**



**Test Point**

### Standard Coax Looping Plugs

| Handle: B=1.51" C=.625"<br>D=1.20" | Center Pin | 50Ω RCA |
|------------------------------------|------------|---------|
| Plain                              | .070"      | LP-Z    |
| Pinch                              | .070"      | LPP-Z   |
| Test Point Single                  | .070"      | LPTP-Z  |
| Test Point Dual                    | .070"      | LP2TP-Z |
| BNC Monitor                        | .070"      | LPA-Z   |



| Handle: B=1.51" C=1.00"<br>D=1.57" | Center Pin | 50Ω RCA |
|------------------------------------|------------|---------|
| Plain                              | .070"      | LPL-Z   |
| Test Point Single                  | .070"      | LPLTP-Z |
| BNC Monitor                        | .070"      | LPLA-Z  |

| Handle: B=1.25" C=.625"<br>D=1.20" | Center Pin | 75Ω WE   |
|------------------------------------|------------|----------|
| Plain                              | .090"      | LPW-Z    |
| Pinch                              | .090"      | LPPW-Z   |
| Test Point Single                  | .090"      | LPWTP-Z  |
| Test Point Dual                    | .090"      | LPW2TP-Z |
| BNC Monitor                        | .090"      | LPWA-Z   |

| Handle: B=1.25" C=1.00"<br>D=1.57" | Center Pin | 75Ω WE   |
|------------------------------------|------------|----------|
| Plain                              | .090"      | LPLW-Z   |
| Test Point Single                  | .090"      | LPLWTP-Z |
| BNC Monitor                        | .090"      | LPLWA-Z  |

Handles are color coded:  
Green = 50Ω Violet = 75Ω

Z = denotes impedance of connecting cable in ohms. Audio Patch Cords also available, please call customer service.

# Coax Connectors / 50Ω Miniature Coax

## Patching

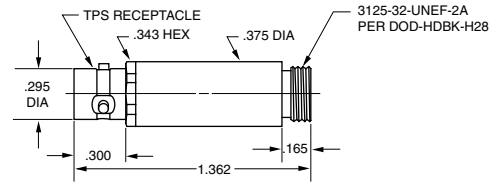
### Miniature Patch Jack

TPS Jack 50Ω

- 3-Lug..... J8
- 4-Lug..... J8FL

TCM Jack 50Ω

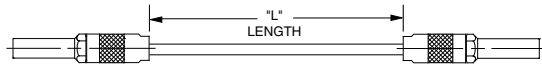
- Threaded (not shown)..... J308



### Patch Cord

Miniature Patch Plugs

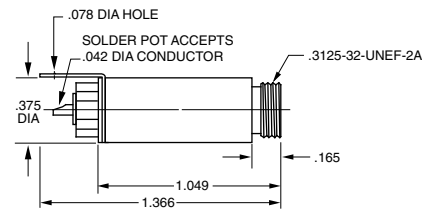
- 50Ω..... PCM-L-50
- 75Ω..... PCM-L-75



### Miniature Patch Jack

Solder Pot 50Ω

J8D



### Patch Cord

50Ω Miniature Patch Plug to TPS Plug

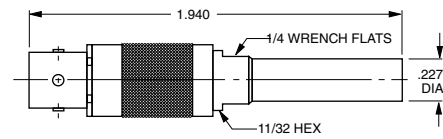
PCMX-L-50



### Adapter

50Ω Miniature Patch Plug to 50Ω TPS Jack

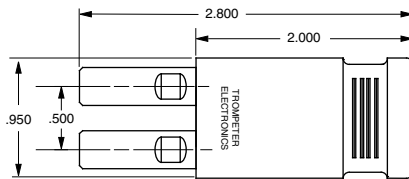
ADM1



### Miniature Looping Plug

Handle Color: Green = 50Ω..... LPM-50

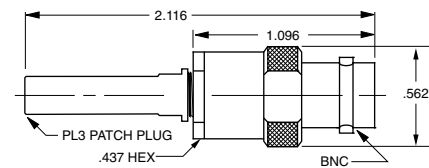
Handle Color: Violet = 75Ω..... LPM-75




### Adapter

50Ω Miniature Patch Plug to 50Ω BNC Jack

ADM2



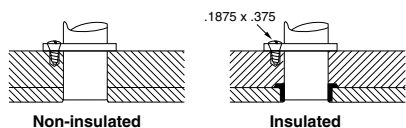


## Trompeter Patch Products

Trompeter offers a wide selection of patching products for Military Databus, Telemetry, Telecom, Broadcast, CATV, and Testing. We offer these products for Twinax, Triax, and Coax cabling and in sizes to meet your space restrictions and environmental requirements.

### Standard 19" Panels In popular sizes and configurations

Available in insulated black phenolic, and insulated or non-insulated aluminum. Aluminum panels are painted standard gray and come with either a phenolic back bar (insulated type), or an iridized aluminum back bar (non-insulated type). Aluminum panels can be painted to suit, or color matched (special order). Phenolic panels are available in black only.



Aluminum Phenolic Nylon Bushing  
Panels available in heights of 1.75" (1 RU) or 3.5" (2 RU).

### Custom Panels & Marking

Custom panels can be configured to meet your specifications, including special wiring, colors, engraving, or silk-screening (custom marking). Patch jack locations can also be marked on the rear of the panel for easy location of jacks. Please contact your local representative.

### Hole Plugs For Jacks and Panels

| Hole Plugs For:                   | Hole Diameter | Part Number |
|-----------------------------------|---------------|-------------|
| Miniature Patch Panel (J8)        | .250"         | HP250       |
| Miniature Patch Jack (HDVDP, J11) | .304"         | HP304       |
| Standard Patch Jack (HDVDP)       | .375"         | HP375       |
| Standard Patch Panel (JS, JSI)    | .437"         | HP437       |
| Standard Patch Panel              | .500"         | HP500       |



Front Loading Modular Panels are on page 12.

## Ordering Loaded Panels

Panels can be ordered pre-loaded with any compatible jacks *without* additional labor charge by using the following part number format (provided the mechanical restrictions are recognized).

### Example:

JSI-48A/HDVDP: Standard 48-hole, Insulated Panel (JSI-48A), loaded with twenty four (24) Standard 75Ω Patch Jacks (HDVDP)

### Panel Part Number

JS: Aluminum (Gray)..... JS  
 JSI: Insulated (Gray)..... (I)  
 JSIB: Insulated (Black)..... (IB)  
 JSIX: Miniature Triax Insulated (Black)..... (IX)  
 JSMW: Miniature Coax Insulated (Black)..... (MW)

Jack Part Number.....  
**JACK**

## Panel Specifications

### Notching

Metal panels (EIA-310-C): Open  
 Phenolic (EIA-310-C): Closed

## Materials

### JS Series, Common Ground Panels

Panel: 6061-T6 Grade Aluminum  
 Backbar: 6061-T6 Grade Aluminum

### JSI Series, Insulated Panels

Panel: 6061-T6 Grade Aluminum  
 Backbar: XXX Non-hydroscopic Phenolic  
 Jack Insulation: Nylon Sleeves

### JSIB Series, Insulated Panels

Panel: Black Arboron

### JSMW Series, Insulated Panel

Panel: Black Arboron

## Finishes

### Standard Finish

FED-STD-595-26307, Light Gray

### Customer Supplied

FED-STD-595# or Paint Chip

### Chemical Film Finish

MIL-C-5541, Class 1a (Gold Tone)  
 MIL-C-5541, Class 3 (Clear)

## Identification

Designation Strip: Passivated Steel  
 Standard Patch Panels: DS1 .580" x 16.6"  
 Standard Patch Panels: DS2 .870" x 16.6"  
 High Density Patch Panels: DS4 .240" x 16.6"  
 Card: Opaque Vinyl  
 Window: Clear Vinyl

# Patching Products / Cable Distribution Panels

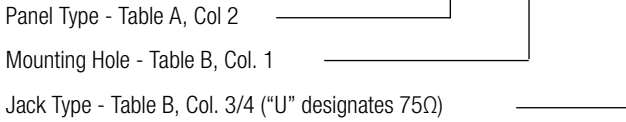
## Distribution Panels



### Ordering Loaded Distribution Panels

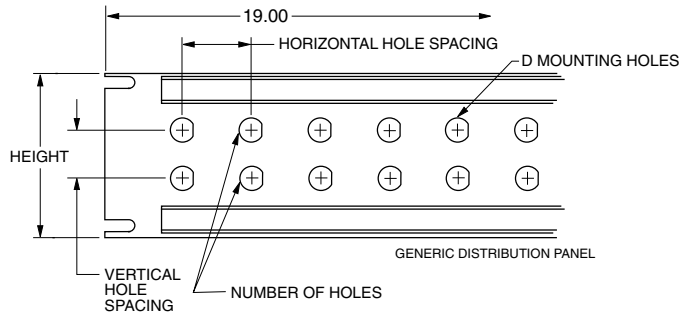
#### Example:

\*JS - 52 D3SF7 / (U)BJ28



\*JS- Non-Insulated Panel (Open notch)  
 \*JSI- Insulated panel (Closed notch)

The 19" panels listed in Table A below accommodate the bulkhead jacks designated by a "•" in Panel Columns A- M of Table B to the right. For panel specifications: See page 51-54.



### Table A: Panels

| Panel Type | # of Holes | Panel Height | Hole Spacing - Horiz. | Hole Spacing - Vert. |
|------------|------------|--------------|-----------------------|----------------------|
| JS(I)-12   | 12         | 1.75"        | 1.430"                | --                   |
| JS(I)-16   | 16         | 1.75"        | 1.000"                | --                   |
| JS(I)-20   | 20         | 1.75"        | 0.830"                | --                   |
| JS(I)-24S  | 24         | 1.75"        | 0.723"                | --                   |
| JS(I)-24W  | 24         | 3.50"        | 1.430"                | 1.000"               |
| JS(I)-32   | 32         | 3.50"        | 1.000"                | 1.000"               |
| JS(I)-40   | 40         | 3.50"        | 0.875"                | 0.875"               |
| JS(I)-40W  | 40         | 3.50"        | 0.830"                | 1.000"               |
| JS(I)-52   | 52         | 3.50"        | 0.675"                | 1.000"               |
| JS(I)-24   | 24         | 5.20"        | 1.450"                | 2.250"               |

Note: Panels are 19" Insulated or Non-Insulated Standard Gray Aluminum. See chart on the right for loaded panel ordering.

"D" hole specifications are on page 54.

### Table B: Jack/Panel Compatibility

| Mtg Hole | 75Ω | Jacks: 2/3/4 Lug   | Threaded | Mtg Hole | 75Ω | Jacks: 2/3/4 Lug  | Threaded   |
|----------|-----|--------------------|----------|----------|-----|-------------------|------------|
| DD4      | U   | AD 95              |          | D11      |     | BJ 89             | BJ389      |
| DD4      | U   | ADI 95             |          | DD6      |     | BJ 89, BJ893      | BJ389      |
| D5SF5    | U   | BJ 20              |          | DD1      | U   | BJ 95 Large Body  |            |
| D3SF6    | U   | BJ 21              |          | DD4      | U   | BJ 95             |            |
| D2SF3    | U   | BJ 26              |          | DD4      | U   | BJ 96             |            |
| D8SF12   | U   | BJ 26GF            |          | DD4      | U   | BJ 98             |            |
| D3SF7    | U   | BJ 27              |          | D2SF3    |     | BJ 101            |            |
| D3SF7    | U   | BJ 28/BJ24         |          | D2SF3    |     | BJ 102            |            |
| D8SF11   | U   | BJ 28GF            |          | DD2SF14  |     | BJ 130            |            |
| D2SF3    | U   | BJ 29-6 Large body |          | DD2SF30  |     | BJ 138            |            |
| D3       |     | UBJ 29             |          | DD2SF30  |     | BJ 139            |            |
| D5SF5    |     | BJ 30              | BJ330    | D4       |     | BJ 150/FL         | BJ3150     |
| D3       |     | BJ 31              | BJ331    | D9       |     | BJ 152/FL         | BJ3152     |
| D3       |     | BJ 32              | BJ332    | D9SF12   |     | BJ 153/FL         | BJ3153     |
| D3SF8    |     | BJ 38              | BJ388    | D9SF12   |     | BJ 154/FL         | BJ3154     |
| D3       |     | BJ 39              | BJ339    | D9SF12   |     | BJ 154AC/FL       | BJ3154AC   |
| D5SF5    | U   | BJ 40              |          | D6       |     | BJ 157/FL         | BJ3157     |
| D3SF6    | U   | BJ 41              |          | D5SF9    |     | BJ 158/FL         |            |
| D2SF3    | U   | BJ 46              |          | D4SF4    |     | BJ 159/FL         | BJ3159     |
| D8SF12   | U   | BJ 46GF            |          | D4SF4    |     | BJ 159AC/FL       | BJ3159AC   |
| D3SF7    | U   | BJ 47              |          | D2SF3    | U   | BJ 226            |            |
| D3SF7    | U   | BJ 48              |          | D8SF12   | U   | BJ 226GF          |            |
| D8SF11   | U   | BJ 48GF            |          | D3       | U   | BJ 229            |            |
| D2SF3    | U   | BJ 49-6 Large body |          | D2SF3    | U   | BJ 246            |            |
| D3       |     | UBJ 49             |          | D8SF12   | U   | BJ 246GF          |            |
| D6       |     | BJ 50/FL           | BJ350    | D3       |     | BJ 249            |            |
| D4SF2    |     | BJ 57/FL           | BJ357    | D4SF9    | -   |                   | BJ358      |
| D5SF9    |     | BJ 58/FL           |          | DD8      |     | BJ 450            | BJ3450     |
| D4SF4    |     | BJ 59/FL           | BJ359    | DD8      |     | BJ 457            | BJ3457     |
| D2SF8    |     | BJ 72/TL/FL        | BJ372    | DD8SF31  |     | BJ 459            | BJ3459     |
| D2SF8    |     | BJ 73/TL/FL        | BJ373    | D11      |     | BJ 893 Large body |            |
| D2SF24   |     | BJ 74/TL/FL        | BJ374    | D3SF7    | U   | BJ2848            | Rear mount |
| D2SF24   |     | BJ 74C/TL/FL       | BJ374C   | D4SF9    | -   |                   | BJ3158     |
| D2SF24   |     | BJ 75/TL/FL        | BJ375    | D3SF7    | U   | BJ4828            | Rear mount |
| D4SF25   |     | BJ 77/TL/FL        | BJ377    | D9SF12   |     | OBJ155/FL / BJ155 | BJ3155     |
| D3SF13   |     | BJ 78/TL/FL        | BJ378    | D5SF10   | U   | J 95              |            |
| D3SF15   |     | BJ 79/TL/FL        | BJ379    | D4SF25   |     | J152FLFT          |            |
| D3SF15   |     | BJ 79C/TL/FL       | BJ379C   | D4SF25   |     | J152FT            | J3152FT    |
| D1SF1    |     | BJ 80, BJ803       | BJ380    | DD5SF6   |     | FL 122            |            |
| D1       |     | BJ 83, BJ833       | BJ383    | DD8SF31  |     | TBJ 451/FL        |            |
| D1       |     | BJ 88, BJ883       | BJ388    |          |     |                   |            |



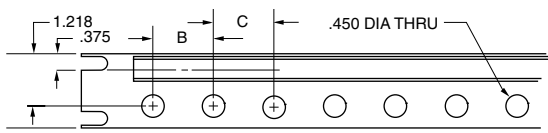


FIG A

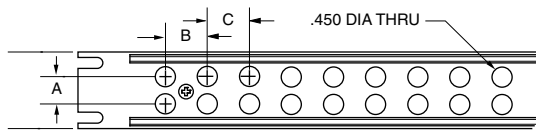


FIG B

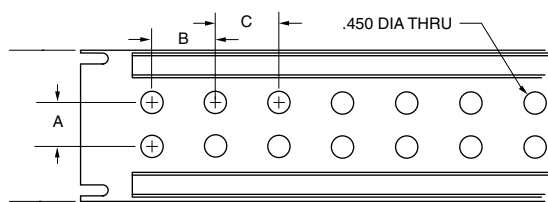


FIG C

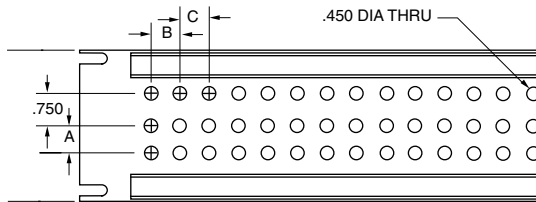


FIG D

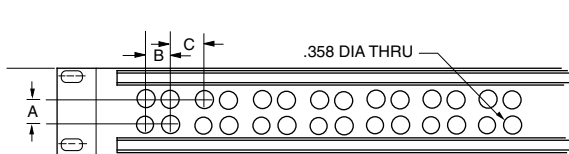


FIG E

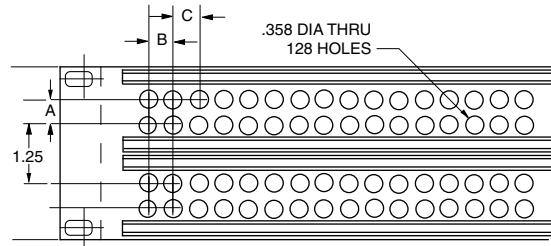


FIG H

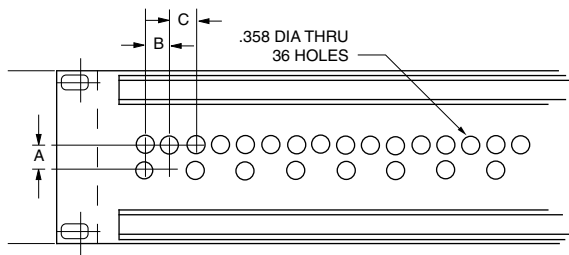


FIG I

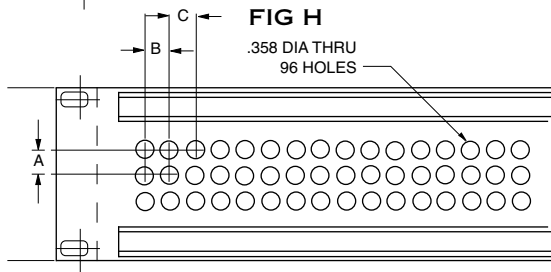


FIG J

## 19" Miniature Patch panels for: 50Ω J8 Series, J8D, and 75Ω Mini-WECO Jacks

| # of Patch Locations | Panel Height | Hole Spacing |      |      | Fig | Non-Insulated Part Number | Insulated Part Number | Jack Type |
|----------------------|--------------|--------------|------|------|-----|---------------------------|-----------------------|-----------|
|                      |              | A            | B    | C    |     |                           |                       |           |
| 32                   | 1.75"        | N/A          | .500 | .500 | A   | JS-32                     | JSI-32                | J8 Series |
| 56                   | 1.75"        | .500         | .500 | .625 | E   |                           | JSIX-56S              | Mini-WECO |
| 56                   | 1.75"        | .500         | .500 | .625 | E   |                           | JSIX-56SF             | Mini-WECO |
| 64                   | 1.75"        | .500         | .500 | .500 | E   |                           | JSIX-64S              | Mini-WECO |
| 64                   | 1.75"        | .500         | .500 | .500 | E   |                           | JSIX-64SF             | Mini-WECO |
| 64                   | 1.75"        | N/A          | .500 | .500 | A   | JS-64                     | JSI-64S               | J8 Series |
| 64                   | 3.50"        | .500         | .500 | .500 | E   | JS-64L                    | JSI-64L               | J8 Series |
| 64                   | 3.50"        | .500         | .500 | .500 | E   |                           | JSIX-64L              | Mini-WECO |
| 96                   | 3.50"        | .500         | .500 | .500 | J   | JS-96A                    | JSI-96A               | J8 Series |
| 96                   | 3.50"        | Not Shown    |      |      |     | JS-96B                    | JSI-96B               | J8 Series |
| 128                  | 3.50"        | .500         | .500 | .500 | H   |                           | JSIX-128              | Mini-WECO |

**Miniature 75Ω Coax Patch Panels ...** for high density, low VSWR, 75Ω coaxial applications (microwave, sub-carrier telephone systems, etc.). Trompeter's J12 jack/ PL11C plug combination has a VSWR of 1:04:1 in the 60-80 MHz range. **Miniature 50Ω Coax Patch Panels...** for high density 50Ω patching. 19" panels tapped .312-32-2A to accept J8 and J8D jacks. .50" center-to-center vertical and horizontal hole spacing (unless otherwise noted), insulated and non-insulated panels have stiffener bars.

**Note:** For Front Loading Modular Panels, see page 12. "D" mounting hole specifications, see page 54. Many other panel configurations are available, contact customer service.

# Patching Products / Standard 19" Panels

## D Hole Specifications

| # of Holes | Panel Height | Hole Spacing |       |       | Foot Note | Fig | Non-insulated Part # | Insulated Part # | Insulated Phenolic Part # |
|------------|--------------|--------------|-------|-------|-----------|-----|----------------------|------------------|---------------------------|
|            |              | A            | B     | C     |           |     |                      |                  |                           |
| 12         | 1.75"        | -            | 1.43" | 1.43" | 1         | A   | JS-12                | JSI-12           |                           |
| 16         | 1.75"        | -            | 1.00" | 1.00" | 1         | A   | JS-16                | JSI-16           |                           |
| 20         | 1.75"        | -            | .830" | .830" | 1         | A   | JS-20                | JSI-20           |                           |
| 24         | 1.75"        | -            | .625" | .750" | 1         | A   | JS-24S               | JSI-24S          |                           |
| 26         | 1.75"        | -            | .625" | .625" | 1         | A   | JS-26                | JSI-26           |                           |
| 28         | 1.75"        | -            | .625" | .625" | 1         | A   | JS-28                | JSI-28           |                           |
| 32         | 1.75"        | .625"        | 1.00" | 1.00" | 2         | B   | JS-32S               | JSI-32S          | JSIB-32S                  |
| 40         | 1.75"        | .625"        | .830" | .830" | 2         | B   | JS-40S               | JSI-40S          | JSIB-40S                  |
| 48         | 1.75"        | .625"        | .625" | .750" | 2         | B   | JS-48S               | JSI-48S          | JSIB-48S                  |
| 52         | 1.75"        | .625"        | .625" | .625" | 2         | B   | JS-52S               | JSI-52S          | JSIB-52S                  |
| 24         | 3.50"        | .625"        | 1.43" | 1.43" | 2         | C   | JS-24L               | JSI-24L          |                           |
| 24         | 3.50"        | 1.00"        | 1.43" | 1.43" | 1         | C   | JS-24W               | JSI-24W          |                           |
| 28         | 3.50"        | .625"        | 1.21" | 1.21" | 2         | C   | JS-28A               | JSI-28A          |                           |
| 28         | 3.50"        | 1.00"        | 1.21" | 1.21" |           | C   | JS-28W               | JSI-28W          |                           |
| 32         | 3.50"        | .625"        | 1.00" | 1.00" | 2         | C   | JS-32A               | JSI-32A          | JSIB-32A                  |
| 36         | 3.50"        | .625"        | .625" | .750" | 2         | I   | JS-36                | JSI-36           |                           |
| 36         | 3.50"        | .625"        | .830" | .830" | 2         | C   | JS-36A               | JSI-36A          |                           |
| 40         | 3.50"        | .625"        | .830" | .830" | 2         | C   | JS-40                | JSI-40           | JSIB-40                   |
| 40         | 3.50"        | 1.00"        | .830" | .830" | 1         | C   | JS-40W               | JSI-40W          | JSIB-40W                  |
| 48         | 3.50"        | .625"        | .625" | .750" | 2         | C   | JS-48                | JSI-48           | JSIB-48                   |
| 48         | 3.50"        | .625"        | .625" | .625" | 2         | C   | JS-48A               | JSI-48A          | JSIB-48A                  |
| 52         | 3.50"        | 1.00"        | .625" | .625" |           | C   | JS-52W               | JSI-52W          | JSIB-52W                  |
| 52         | 3.50"        | .625"        | .625" | .625" | 2         | C   | JS-52                | JSI-52           | JSIB-52                   |
| 56         | 3.50"        | .625"        | .625" | .625" | 2         | C   | JS-56                | JSI-56           | JSIB-56                   |
| 72         | 3.50"        | .625"        | .680" | .680" | 3         | D   | JSS-72               | JSIS-72          |                           |

1 Will not accept dual jacks (e.g. J14, J214, J314, J74, HDVDP) 2 Will not accept jacks requiring hole spacing (A) larger than .625" 3 Will accept 3 barrel jack only

Note: JSIB (Fig. B and C) panels have .459 dia typ.

See page 59 for panel figure diagrams.

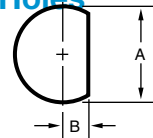
### "D" Hole Specifications

Throughout the catalog you will find "D" holes called out for bulkhead jacks. The "D" hole is the cutout pattern designated for the proper fit of bulkhead jacks into distribution panels.

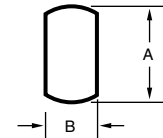
"D" Hole Type Maximum panel thickness **Example:** D3.148

|     | "D" Hole Type |       |     | Double "D" Hole |        |
|-----|---------------|-------|-----|-----------------|--------|
|     | A             | B     |     | A               | B      |
| D1  | .755"         | .343" | DD1 | .630"           | .532"  |
| D2  | .630"         | .281" | DD2 | .380"           | .312"  |
| D3  | .505"         | .218" | DD3 | .505"           | .443"  |
| D4  | .439"         | .187" | DD4 | .630"           | .562"  |
| D5  | .380"         | .156" | DD5 | .475"           | .436"  |
| D6  | .317"         | .128" | DD6 | .755"           | .690"  |
| D7  | .281"         | .125" | DD7 | 1.140"          | 1.060" |
| D8  | .605"         | .280" | DD8 | .330"           | .274"  |
| D9  | .567"         | .257" |     |                 |        |
| D10 | .192"         | .079" |     |                 |        |
| D11 | 1.005"        | .470" |     |                 |        |

### "D" Holes

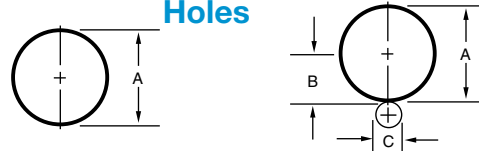


### Double "D"



|           | Circular Hole | Double Circular Hole |             |
|-----------|---------------|----------------------|-------------|
|           | <b>A</b>      |                      |             |
| <b>C1</b> | .317"-.321"   | <b>CC1</b>           |             |
| <b>C2</b> | .380"-.385"   | <b>A</b>             | .630"       |
| <b>C3</b> | .442"-.447"   | <b>B</b>             | .370"       |
| <b>C4</b> | .474"-.480"   | <b>C</b>             | .136"-.140" |
| <b>C5</b> | .505"-.510"   |                      |             |
| <b>C6</b> | .755"-.760"   |                      |             |

### Circular Holes



Many other panel hole configurations available, contact customer service.

## Custom Cable Assembly Lines


Trompeter's coax patch cords and cable assemblies are of the highest quality and can be ordered in any length. Trompeter normally stocks popular lengths of 6", 12", 18", 24", 36", 48", 60", and 72". Standard coax patch cords and cable assemblies are made with the following cables: Patch Cords and Cable Assemblies are available in 50Ω RCA Standard or 75Ω Western Electric (WECO) Standard. The two standards are not intermateable. Trompeter stocks many other connector types for quick turnaround of custom cable assemblies including:

### D-Subs & Backshells:

Male & Female 9, 15, 25, 37 pin and more

### SMA/SMB/SMCs:

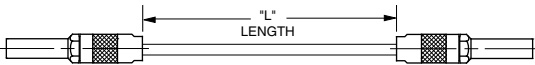
Straight and Right Angles for RG-58, RG-142, RG-174, RG-188, RG-316, and RG-400



| Impedance | Cable Type | Trompeter Cabl Part # |
|-----------|------------|-----------------------|
| 50Ω       | RG-58      | TCC-50-2              |
| 75Ω       | RG-59      | TCC-75-2              |
| 93Ω       | RG-62      | N/A                   |

### Patch Cords (see p/n below) Patch Plug to Patch Plug

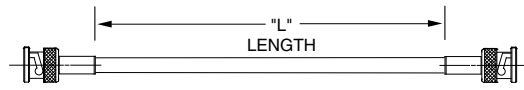
- 50Ω RCA Plug Center Pin .070"..... PC-L-Z
- 75Ω WE Center Pin .090"..... PCW-L-Z
- 75Ω Mini-WECO..... PCMW-L-Z



### Cable Assembly BNC Plug to BNC Plug

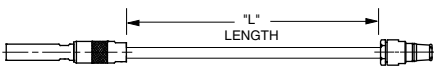
*Tool Crimp BNC*

- 50Ω..... PCYC-L-Z
- 75Ω..... UPCYC-L-Z



### Cable Assembly Patch Plug to Push-on Plug

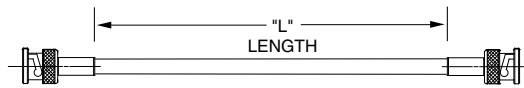
- 50Ω RCA Plug Center Pin .070" to 50Ω Push-on..... PCPX-L-Z
- 50Ω RCA Plug Center Pin .070" to 75Ω Push-on..... UPCPX-L-Z
- 75Ω WE Center Pin .090" to 50Ω Push-on..... PCPWX-L-Z
- 75Ω WE Center Pin .090" to 75Ω Push-on..... UPCPWX-L-Z



### Cable Assembly BNC Plug to BNC Plug

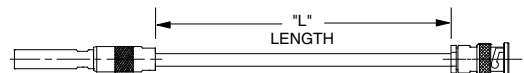
*Wrench Crimp*

- 50Ω BNC..... PCY-L-Z
- 75Ω BNC..... UPCY-L-Z



### Cable Assembly Patch Plug to BNC Plug

- 50Ω RCA Plug Center Pin .070" to 50Ω BNC..... PCX-L-Z
- 50Ω RCA Plug Center Pin .070" to 75Ω BNC..... UPCX-L-Z
- 75Ω We Center Pin .090" to 50Ω BNC..... PCWX-L-Z
- 75Ω We Center Pin .090" to 75Ω BNC..... UPCWX-L-Z



Z = denotes impedance of connecting cable in ohms. L= denotes length in inches.

# Patching Products / Custom Cable Assemblies

## Custom Cable Assemblies

Trompeter has been producing high quality cable assemblies, and currently provides over 500,000 different configurations using a broad range of RF connectors and cable types. We stock a variety of components for camera, RGB, S-Video, Audio, and many other applications.

## Capabilities

Trompeter can provide coax, twinax, and triax cable assemblies using any cable attached connector. This includes panel mount, data bus, multi-pin, D-Subs, SMA connectors, and patching products. Special marking (ID sleeves/tags, hot stamping, colored cable jacket, etc.) is available. Trompeter offers 24-48 hour turnaround on many standard products with full capabilities for sustained volume delivery. Deliveries can be adjusted to meet your specific needs.



Photo: Twinax/Triax connectors on ruggedized dual twinax/triax test cable (fire retardant cables).

## Quality Assurance... ISO 9001 Registered

Trompeter's assemblies are 100% electrically tested for continuity, shorts, and Hi-Pot.

(VSWR, IR, Insertion / Return Loss test capabilities, SPC data available on request).

## Request For Quote...

Please refer to the following guideline when requesting a quote:

| 1<br>Qty | 2<br>Conn 1 | 3<br>Cable | 4<br>Conn 2 | 5<br>Length | 6<br>Special Requirements |
|----------|-------------|------------|-------------|-------------|---------------------------|
| 12       | UPL220      | 735A       | PL11C       | 60"         | Bend relief on Conn 1     |
|          | /           | /          | /           | /           | /                         |
|          | /           | /          | /           | /           | /                         |

- 1 Quantity.....Select quantity
- 2 Conn1 ..... Select connector type from catalog
- 3 Cable .....Select cable from pages 74–91
- 4 Conn2 ..... Select connector type from catalog
- 5 Length ..... In inches
- 6 Write out any special marking, testing, bend relief, packaging, or other requirements.

Example Shown: 60 inch coax cable assembly using AT&T 735A, BNC plug, and Mini-WEC0 patch plug with bend relief on BNC plug.

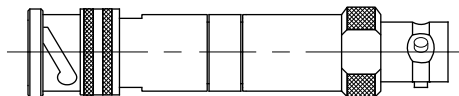


# Patching Products / Adapters

## Circuitry Schematics

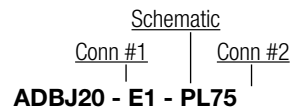
### Custom Adapters Ordering Format

Adapters indexed with a designated number are **standard adapters**, refer to page 46 for identifications. Adapters index with a "•" are **custom adapters** and may be ordered using the example below. For adapters not referenced contact customer service.



Ordering Example:

Conn #1 **BJ20** Bnc Jack  
 Schematic **E1** Circuit Code  
 Conn # 2 **PL75** TRB Plug



### Adapter Circuitry Schematics

| Concentric Twinax/Triax to Concentric Twinax/Triax | 2-Pin Twinax to 2-Pin Twinax | Coax 2-Pin Twinax  | Coax to Concentric Twinax/Triax | 2-Pin Twinax to Concentric Twinax/Triax | Coax to Coax |
|--|------------------------------|--------------------|---------------------------------|---|--------------|
| A1   | C1                           | D1                 | E1                              | G1                                      | K1           |
| A2   | C2                           | D2                 | E2                              | G2                                      | K2           |
| A3   | C3                           | D3                 | E3                              | G3                                      | K3           |
| A4   | C4                           | D4                 | E4                              | G4                                      |              |
| A5   | C5                           | D5                 | E5                              |   |              |
| A6   | C6                           | D6                 |                                 |   |              |
| A7   | C7                           | D7                 |                                 |   |              |
| A8   |                              | D8                 |                                 |   |              |
|  | ● BLUE CENTER COND           | ● BLUE CENTER COND |                                 | ● BLUE CENTER COND                      |              |







## Coax/Twinax/Triax Adapters Continued...

|         |          | TRB    |        |        |      |      |        |        |      |      |        | TRT   |       |       |       | TWBNC |      |      | TWTNC |      |       |       |       |       |   |  |
|---------|----------|--------|--------|--------|------|------|--------|--------|------|------|--------|-------|-------|-------|-------|-------|------|------|-------|------|-------|-------|-------|-------|---|--|
|         |          | BJ77   | BJ77FL | BJ77TL | BJ79 | CJ70 | CJ70FL | CJ70TL | PL74 | PL75 | PL75FL | BJ374 | BJ377 | BJ379 | CJ370 | PL375 | BJ30 | BJ39 | CJ30  | PL30 | BJ330 | BJ339 | CJ330 | PL330 |   |  |
|         |          | F      | F      | F      | F    | F    | F      | F      | M    | M    | M      | F     | F     | F     | F     | M     | F    | F    | F     | M    | F     | F     | F     | F     | M |  |
| TRS     | BJ154    | F      | B      | I      | *    | *    | *      |        |      |      |        |       |       |       |       |       |      |      |       |      |       |       |       |       |   |  |
|         | BJ154FL  | F      | B      | I      | *    | *    | *      |        |      |      |        |       |       |       |       |       |      |      |       |      |       |       |       |       |   |  |
|         | BJ157    | F      |        |        | *    | *    | *      |        |      |      |        |       |       |       |       |       |      |      |       |      |       |       |       |       |   |  |
|         | BJ157FL  | F      |        |        | *    | *    | *      |        |      |      |        |       |       |       |       |       |      |      |       |      |       |       |       |       |   |  |
|         | BJ159    | F      | B      |        | *    | *    | *      |        |      |      |        |       |       |       |       |       |      |      |       |      |       |       |       |       |   |  |
|         | BJ159FL  | F      | B      |        | *    | *    | *      |        |      |      |        |       |       |       |       |       |      |      |       |      |       |       |       |       |   |  |
|         | CJ150    | F      |        |        | *    | *    | *      |        |      |      |        |       |       |       |       |       |      |      |       |      |       |       |       |       |   |  |
|         | CJ150FL  | F      |        |        | *    | *    | *      |        |      |      |        |       |       |       |       |       |      |      |       |      |       |       |       |       |   |  |
|         | PL150    | M      |        |        | *    | *    | *      |        |      |      |        |       |       |       |       |       |      |      |       |      |       |       |       |       |   |  |
|         | PL153    | M      |        |        | *    | *    | *      |        |      |      |        |       |       |       |       |       |      |      |       |      |       |       |       |       |   |  |
| PL155   | M        |        |        | *      | *    | *    |        |        |      |      |        |       |       |       |       |       |      |      |       |      |       |       |       |       |   |  |
| PL155FL | M        |        |        | *      | *    | *    |        |        |      |      |        |       |       |       |       |       |      |      |       |      |       |       |       |       |   |  |
| TTM     | BJ3154   | F      | B      | I      | *    | *    | *      |        |      |      |        |       |       |       |       |       |      |      |       |      |       |       |       |       |   |  |
|         | BJ3159   | F      | B      |        | *    | *    | *      |        |      |      |        |       |       |       |       |       |      |      |       |      |       |       |       |       |   |  |
|         | CJ3150   | F      |        |        | *    | *    | *      |        |      |      |        |       |       |       |       |       |      |      |       |      |       |       |       |       |   |  |
|         | PL3155   | M      |        |        | *    | *    | *      |        |      |      |        |       |       |       |       |       |      |      |       |      |       |       |       |       |   |  |
| TRB     | BJ74     | F      | B      | I      | 18   | *    | 18     | 18     | *    | *    | *      | *     | *     | *     | *     | *     | *    | *    | *     | *    | *     | *     | *     | *     | * |  |
|         | BJ74TL   | B      | B      | I      | *    | *    | 39     |        | 39   | *    | *      | *     | *     | *     | *     | *     | *    | *    | *     | *    | *     | *     | *     | *     | * |  |
|         | BJ74FL   | F      | B      | I      | *    | *    | 40     | *      | 40   | *    | *      | *     | *     | *     | *     | *     | *    | *    | *     | *    | *     | *     | *     | *     | * |  |
|         | BJ77     | F      |        |        | 3    | *    | 34     | 3      | *    | *    | *      | *     | *     | *     | *     | *     | *    | *    | *     | *    | *     | *     | *     | *     | * |  |
|         | BJ77TL   | F      |        |        | 29   | *    | 29     | *      | 29   | *    | *      | *     | *     | *     | *     | *     | *    | *    | *     | *    | *     | *     | *     | *     | * |  |
|         | BJ77FL   | F      |        |        | 28   | *    | 28     | *      | 28   | *    | *      | *     | *     | *     | *     | *     | *    | *    | *     | *    | *     | *     | *     | *     | * |  |
|         | BJ79     | F      | B      |        | 34   | *    | 34     | 34     | *    | *    | *      | *     | *     | *     | *     | *     | *    | *    | *     | *    | *     | *     | *     | *     | * |  |
|         | BJ79TL   | F      | B      |        | 35   | *    | 35     | *      | 35   | *    | *      | *     | *     | *     | *     | *     | *    | *    | *     | *    | *     | *     | *     | *     | * |  |
|         | BJ79FL   | F      | B      |        | 36   | *    | 36     | *      | 36   | *    | *      | *     | *     | *     | *     | *     | *    | *    | *     | *    | *     | *     | *     | *     | * |  |
|         | BJ79TLRG | F      | B      |        |      | *    |        |        |      | *    | *      | *     | *     | *     | *     | *     | *    | *    | *     | *    | *     | *     | *     | *     | * |  |
|         | CJ70     | F      |        |        | 3    | *    | 34     | 3      |      |      |        |       |       |       |       |       |      |      |       |      |       |       |       |       |   |  |
|         | CJ70TL   | F      |        |        | 29   | *    | 29     | *      | 29   | *    | *      | *     | *     | *     | *     | *     | *    | *    | *     | *    | *     | *     | *     | *     | * |  |
|         | CJ70FL   | F      |        |        | 28   | *    | 28     | *      | 28   | *    | *      | *     | *     | *     | *     | *     | *    | *    | *     | *    | *     | *     | *     | *     | * |  |
|         | PL71     | M      |        |        | *    | *    | *      |        |      |      |        |       |       |       |       |       |      |      |       |      |       |       |       |       |   |  |
|         | PL73     | M      |        |        | *    | *    | *      |        |      |      |        |       |       |       |       |       |      |      |       |      |       |       |       |       |   |  |
|         | PL74     | M      |        |        | *    | *    | *      |        |      |      |        |       |       |       |       |       |      |      |       |      |       |       |       |       |   |  |
|         | PL75     | M      |        |        | *    | *    | *      |        |      |      |        |       |       |       |       |       |      |      |       |      |       |       |       |       |   |  |
|         | PL75FL   | M      |        |        | *    | *    | *      |        |      |      |        |       |       |       |       |       |      |      |       |      |       |       |       |       |   |  |
| TRT     | PL375    | M      |        |        | *    | *    | *      |        |      |      |        |       |       |       |       |       |      |      |       |      |       |       |       |       |   |  |
|         | BJ374    | F      | B      | I      | *    | *    | *      |        | 25   | 25   | 25     | 25    | *     | *     | *     | *     | *    | *    | *     | *    | *     | *     | *     | *     | * |  |
|         | *        |        |        |        |      |      |        |        |      |      |        |       |       |       |       |       |      |      |       |      |       |       |       |       |   |  |
|         | BJ377    | F      |        |        | *    | *    | *      |        | 25   | 12   | 26     | 12    | *     | *     | *     | *     | *    | *    | *     | *    | *     | *     | *     | *     | * |  |
|         | BJ379    | F      | B      |        | *    | *    | *      |        | 25   | 26   | 26     | 26    | *     | *     | *     | *     | *    | *    | *     | *    | *     | *     | *     | *     | * |  |
| BJ379RG | F        | B      |        |        |      |      |        |        |      |      |        |       |       |       |       |       |      |      |       |      |       |       |       |       |   |  |
| TWBNC   | CJ370    | F      |        |        | *    | *    | *      |        | 25   | 12   | 26     | 12    | *     | *     | *     | *     | *    | *    | *     | *    | *     | *     | *     | *     | * |  |
|         | BJ30     | F      |        |        | *    | *    | *      |        |      |      |        |       |       |       |       | 15    | *    | *    | *     | *    | *     | *     | *     | *     |   |  |
|         | BJ39     | F      | B      |        | *    | *    | *      |        |      |      |        |       |       |       |       | 15    | 15   | 15   | *     | *    | *     | *     | *     | *     |   |  |
| TWTNC   | CJ30     | F      |        |        | *    | *    | *      |        |      |      |        |       |       |       |       | 15    | *    | *    | *     | *    | *     | *     | *     | *     |   |  |
|         | PL30     | M      |        |        | *    | *    | *      |        |      |      |        |       |       |       |       |       |      |      |       |      |       |       |       |       |   |  |
| TRC/TRN | BJ89     | F      | B      |        | *    | *    | *      |        |      |      |        |       |       |       |       |       |      |      |       |      |       |       |       |       |   |  |
|         | BJ89F    | F      | B      |        | *    | *    | *      |        |      |      |        |       |       |       |       |       |      |      |       |      |       |       |       |       |   |  |
|         | BJ893    | F      | B      |        | *    | *    | *      |        |      |      |        |       |       |       |       |       |      |      |       |      |       |       |       |       |   |  |
|         | BJ893F   | F      | B      |        | *    | *    | *      |        |      |      |        |       |       |       |       |       |      |      |       |      |       |       |       |       |   |  |
|         | CJ80     | F      |        |        | *    | *    | *      |        |      |      |        |       |       |       |       |       |      |      |       |      |       |       |       |       |   |  |
|         | CJ380    | F      |        |        | *    | *    | *      |        |      |      |        |       |       |       |       |       |      |      |       |      |       |       |       |       |   |  |
|         | CJ803    | F      |        |        | *    | *    | *      |        |      |      |        |       |       |       |       |       |      |      |       |      |       |       |       |       |   |  |
|         | PL80     | M      |        |        | *    | *    | *      |        |      |      |        |       |       |       |       |       |      |      |       |      |       |       |       |       |   |  |
|         | PL380    | M      |        |        | *    | *    | *      |        |      |      |        |       |       |       |       |       |      |      |       |      |       |       |       |       |   |  |
|         | PL803    | M      |        |        | *    | *    | *      |        |      |      |        |       |       |       |       |       |      |      |       |      |       |       |       |       |   |  |
|         | BJ389    | F      | B      |        | *    | *    | *      |        |      |      |        |       |       |       |       |       |      |      |       |      |       |       |       |       |   |  |
|         | PATCH    | BJ389F | F      | B      |      | *    | *      | *      |      |      |        |       |       |       |       |       |      |      |       |      |       |       |       |       |   |  |
|         |          | J72D   | F      | B      |      | 67   | *      | 67     | *    |      |        |       |       |       |       |       |      |      |       |      |       |       |       |       |   |  |
|         |          | J150   | F      | B      |      |      |        |        |      |      |        |       |       |       |       |       |      |      |       |      |       |       |       |       |   |  |
|         |          | PL150  | M      |        |      |      |        |        |      |      |        |       |       |       |       |       |      |      |       |      |       |       |       |       |   |  |

Adapters indexed with a designated number are standard adapters, use the table below to determine the part number. Adapters indexed with a "•" are custom adapters, see page 59.

| Standard Adapters Identification numbers: |                  |     |                  |
|---|------------------|-----|------------------|
| ID#                                       | Part Number      | ID# | Part Number      |
| 1   | (U)AD28          | 41  | BJ883            |
| 2   | (U)AD48          | 42  | BJ58FL           |
| 3   | AD78 (Note 2)    | 43  | BJ138            |
| 4   | AD1              | 44  | AD192            |
| 5   | (U)AD95          | 45  | AD1W             |
| 6   | (U)AD195         | 46  | ADH1             |
| 7   | AD122            | 47  | ADH1W            |
| 8   | AD130            | 48  | ADM1 (Note 8)    |
| 9   | AD131            | 49  | ADM2 (Note 8)    |
| 10  | AD133            | 50  | ADMW12 (Note 9)  |
| 11  | (U)AD142         | 51  | J11 (Note 9)     |
| 12  | AD378            | 52  | J11B (Note 9)    |
| 13  | (U)AD2848        | 53  | J152 (Note 11)   |
| 14  | (U)BJ28          | 54  | J152FL (Note 12) |
| 15  | BJ38 (Note 3)    | 55  | J3152 (Note 13)  |
| 16  | (U)BJ48          | 56  | J3               |
| 17  | BJ58             | 57  | J3W              |
| 18  | BJ73 (Note 2)    | 58  | (Note 10)        |
| 19  | BJ88             | 59  | AD158FL          |
| 20  | (U)BJ98          | 60  | J3F              |
| 22  | BJ158 (Note 4)   | 61  | J3WF             |
| 23  | BJ158FL (Note 5) | 62  | J5               |
| 24  | BJ358            | 63  | J5W              |
| 25  | BJ373            | 64  | (U)J9            |
| 26  | BJ378            | 65  | (U)J9W           |
| 27  | (Note 1)         | 66  | J8               |
| 28  | AD78FL           | 67  | J72              |
| 29  | AD78TL           | 68  | BJ3153           |
| 30  | BJ24             |     |                  |
| 31  | BJ3158 (Note 6)  |     |                  |
| 32  | AD158            |     |                  |
| 33  | AD3158           |     |                  |
| 34  | BJ78             |     |                  |
| 35  | BJ78TL           |     |                  |
| 36  | BJ78FL           |     |                  |
| 37  | BJ338            |     |                  |
| 38  | BJ388 (Note 7)   |     |                  |
| 39  | BJ73TL           |     |                  |
| 40  | BJ73FL           |     |                  |

(U) = 75 ohm version available (Note) = See below

| Standard Adapter notes: |                      |                               |                        |
|-------------------------|----------------------|-------------------------------|------------------------|
| Note:                   | 1                    | Bulkhead Mounted BNC Side     | (U)BJ4828              |
|                         |                      | Bulkhead Mounted TNC Side     | (U)BJ2848              |
|                         | 2                    | Polarization Table            | (Callcustomer service) |
|                         | 3                    | Insulated Version             | BJ33                   |
|                         | 4                    | Insulated Version             | BJ153                  |
|                         | 5                    | Insulated Version             | BJ153FL                |
|                         | 7                    | Insulated Version             | BJ383                  |
|                         | 8                    | 50 Ohm Version Only           |                        |
|                         | 9                    | 75 Ohm Version Only           |                        |
|                         |                      | J308 50 Ohm TCM Jack Threaded |                        |
|                         | 10                   | Panel Mount J8D               |                        |
|                         |                      | J311 75 Ohm TCM Jack to J8D   |                        |
|                         | 11                   | Threaded Panel Mount          | J152                   |
| 12                      | Threaded Panel Mount | J152FLFT                      |                        |
| 13                      | Threaded Panel Mount | J3152FT                       |                        |



# Tools & Accessories

## Cable Strippers

### Powered Cable Stripper



This powerful, low-cost, portable hand-held (less than 2.25 lbs) cable stripper delivers, production quality performance, and gives you up to 250 strips per charge (7.2 V Ni-cad battery without memory effect). The replaceable, 3-level cutter head, is preset to strip your coax cable for Trompeter's 220 Series, Tool Crimp BNC connectors. The cutter head has adjustable depth cutter blades for precision tuning. Precision ground, tool steel blades (hardens to Rockwell 64) give you up to 15,000 strips! Rapid Charger/Reconditioner recharges your Ni-Cad in only 1.5 hours! Fast charge: 1.5 hrs/Recondition in 3.1 hrs.


### Powered Cable Stripper Kits (1-year Warranty)

Includes: 1 Driver, 1 Ni-Cad Battery Pack, 1 Cutter Head, 1 Rapid Charger/Reconditioner Station, and 1 Carrying Case.

#### Cable Type Stripper/Cutter head

For RG-59  
BCS/C24T3D  
For 8281  
BCS/C24T3U

## Manual Cable Stripping Tools



### Cable Cutting Tool

Designed to cut Coax cable without compressing dielectric or damaging center conductor.

Cutting Tool  
700-0024

## Cutter Head Guide

| Cable Outside Diameter | 2-Blade Cut | 3-Blade Cut | D-Ring# |
|------------------------|-------------|-------------|---------|
| .070-.110              | C24T2A      | C24T3A      | -D7     |
| .160-.215              | C24T2B      | C24T3B      | -D8     |
| .190-.230              | C24T2C      | C24T3C      | -D9     |
| .235-.270              | C24T2D      | C24T3D      | -DD8    |
| .300-.430              | C24T2E      | C24T3E      |         |
| .110-.160              | C24T2I      | C24T3I      |         |
| .271-.305              | C24T2U      | C24T3U      |         |

**Important Note:** The 3-level cutter heads included in the kits are set to the same stripping dimensions as our STC-F (see below) stripping cassette for Trompeter "Tool Crimp" BNC cable connectors.

Use 2-level cutter heads for Trompeter "Wrench Crimp" BNC cable connectors.

## Additional Accessories

### Extra Cutter heads

See guide above

**DC Driver Battery:** Requires cutter head from above

BCS

**AC Driver and AC Base Unit:** Requires cutter head from above

ACS

### Rapid Charger/Reconditioner

BRCC

### Ni-Cad Battery Pack

ABP-NSA

### AC Power Converter

ACC-NSA

## Manual Cable Stripping Tool

Tool (only) - Requires blade cassette listed

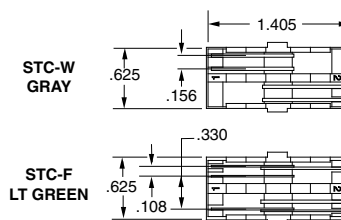
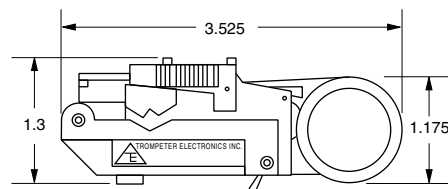
ST1

Cassette (For Tool Crimp BNC Connectors)

STC-F

Cassette (For Wrench Crimp BNC Connectors)

STC-W



## Crimp Tools



### 8-Point Crimp Tool

75Ω Center Contact Pin (Handle Color)

BNC/PI11 Patch Plugs (Red/Blue)..... 010-0097

BNC Jack and plug (Blue)..... 010-0088

### 12-Point Crimp Tool

75Ω Center Contact Pin (Handle color)

BNC/TNC/PI11 Patch Plug

(Green/yellow)..... 010-0098

For crimp dies not listed or for special embossing, call customer service.

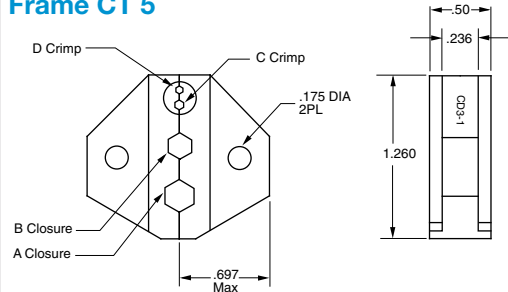
| Outer Sleeve | A    | Embosses | B    | Embosses |
|--------------|------|----------|------|----------|
| CD3-1        | .213 | 1A       | .178 | 1B       |
| CD3-19       | .178 | 178      | .255 | 255      |



### Crimp Tool

Die not included, for crimp dies see below

### Frame CT 5



| Outer Sleeve | A    | Embosses | B    | Embosses |
|--------------|------|----------|------|----------|
| CD3-1        | .213 | 1A       | .178 | 1B       |
| CD3-2        | .324 | 2A       | .255 | 2B       |
| CD3-3        | .344 | 3A       | .290 | 3B       |
| CD3-5        | -    | -        | .197 | 5B       |
| CD3-19       | -    | -        |      |          |
| CD3-21       | .290 | 290      | .255 | 255      |
| CD3-22       | .404 | 404      | .068 | -        |

For crimp dies not listed, call customer service.

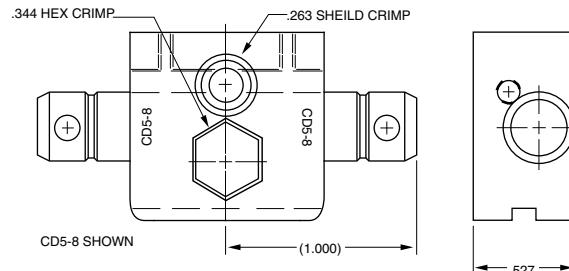


### Twinax/Triax Crimp Tool

For Bushing/Shield

Crimp Tool Only..... M22520/5-01

Crimp Tool with Die..... M22520/5-01/CD5-#



For Standard and Miniature Twinax/Triax patching: 70 Series: TRB/TRT, 150 Series: TRS/TTM, 450 Series: 2-lug/3-lug/threaded connectors.

| Connector Series   | Cable Type | Cable Group #                   | Bushing/Shield Crimp Die | Center Contact Crimp Tool Part # | Center Contact Positioner Part #                |
|--------------------|------------|---------------------------------|--------------------------|----------------------------------|---|
| 70C                | Twinax     | 201-225                         | CD5-8                    | M22520/1-01                      | 010-0044 Pin (TP837)<br>010-0045 Socket (TP838) |
| PLR70C<br>PLR155AC | Triax      | 301-309                         | CD5-10                   |                                  |   |
| Small Body 150AC   | Twinax     | 201-206, 208, 209, 217-223      | CD5-9                    | M22520/2-01                      | 010-0041  |
|                    | Triax      | 301-304, 309                    | CD5-11                   |                                  |   |
| Large Body 150AC   | Twinax     | 207, 210, 211-216, 224-225      | CD5-8                    | M22520/2-01                      | 010-0043  |
|                    | Triax      | 305-306, 308                    | CD5-13                   |                                  |   |
|                    | Triax      | 307                             | CD5-10                   |                                  |   |
| PL75MC             | Twinax     | 201-225                         | CD5-14                   | M22520/2-01                      | 010-0096  |
|                    |            | 226                             | CD5-15                   | M22520/2-01                      |   |
| 450AC              | Twinax     | 201-206, 208, 209, 212, 217-223 | CD5-9                    | M22520/2-01                      | 010-0041  |
| PLR450             | Twinax     | 201-206, 208, 209, 212, 217-223 | CD5-120                  | M22520/2-01                      | 010-0041  |
| SPC8P              | Twinax     | 201-205, 217, 218, 221, 222     | CD5-4                    | M22520/2-01                      | Daniels K709                                    |
| SPC8S              | Triax      | 301-303                         | CD5-7                    |                                  |   |

\* Note: Dies imprint either cavity (A/B) or hex size onto crimp sleeve. Custom dies are available for special imprints.

# Tools & Accessories

## Cable Assembly Testers

### Twinax/Triax Cable Assembly Tester



### Twinax/Triax Cable Assembly Connector Test Set 010-0123-1

The Twinax/Triax Cable Assembly Tester is designed to test for opens, shorts, and cross wired connectors. The tester comes complete with terminators and testing instructions. This tool is designed to provide quick verification of TRB cable assemblies in the palm of your hands. The compact hand held unit measures 2 3/4" x 4 1/2" and provides versatility for testing connectors in the field. The unit comes in a soft zipper case which includes a 9v battery and terminators for standard TRB plugs. It can also be used for other connector families with an adapter, or short jumper cable when used with the proper termination.

- 3 Conductors which test for opens, shorts, and cross connects
- Concentric TRB Interface, which tests both Twinax and Triax
- Pass/Open/Short LED indicators
- Easy to follow testing instructions
- Complete with terminators, carrying case, and a 9V battery

### BNC Coax Tester



### Coax Cable Assembly Connector Test Set

75Ω BNC Plug..... 010-0133 75Ω  
 MBNC Plug..... 010-0208

### Mini-WECO Adapter (Continuity Only)

*Sold Separately*  
 105-1885

Designed to test for the proper assembly of BNC plugs with coax cables. Tests for center contact pin height and continuity (short or open). The new BNC tester is the same size as the twinax/triax tester but exclusively tests only BNC plugs. Mini-WECO continuity test adapter now available (sold separately).

- Compact design
- Pass/Open/Short LED indicators
- One test required for testing remote cable runs
- Easy to follow instructions
- Complete with terminators, case, and 9V battery
- On/Off switch

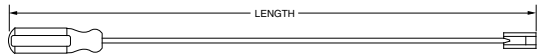
## Tool Kit & Bulk Packaging

### Tool Kits



| Tool Kit Part Number | Pin Height Indicator | Crimp Tool 8-Point Indentor | Crimp Tool 12-Point Indentor | BNC/Mini-WE-Co Electrical Gauge | Crimp Die | Center Contact Gauge |
|----------------------|----------------------|-----------------------------|------------------------------|---------------------------------|-----------|----------------------|
| TK4NL-1              | UPLCG-1              | 010-0097                    | Not Included                 | Not Included                    | CD3-19    | Not Included         |
| TK4NL-1A             | UPLCG-1              | 010-0097                    | Not Included                 | Not Included                    | CD3-19    | Not Included         |
| TK4NL-2              | UPLCG-1              | Not Included                | 010-0098                     | Not Included                    | CD3-19    | Not Included         |
| TK4NL-3              | UPLCG-1              | 010-0097                    | 010-0098                     | Not Included                    | CD3-19    | Not Included         |
| TK4NL-4              | Not Included         | 010-0097                    | Not Included                 | 010-0108                        | CD3-19    | Not Included         |
| TK4NL-5              | Not Included         | Not Included                | 010-0080                     | 010-0108                        | CD3-19    | 010-0101             |

**All Tool Kits Include:** Case, [BCS Cable Stripper](#) with BCS Cutter heads (one [C24T3D](#) and one [C24T3I](#)), Cable Cutter (part number [700-0024](#)), and Ergonomic Crimp Tool w/long handle [CT4L](#) with Crimp Die [CD3-19](#) embosses the die cavity size on the crimp sleeve either .178 or .255. Contact customer service for custom tool kits.



### BNC/TRB Cable Plug

|                    | Type        | Length |
|--------------------|-------------|--------|
| RT1XL              | straight    | 22.00" |
| RT1L               | straight    | 12.00" |
| RTR-1L             | right angle | 12.00" |
| RTR-1XL            | right angle | 22.00" |
| RT1S               | straight    | 6.00"  |
| RT1SS              | straight    | 3.75"  |
| RTC-1L (insulated) | straight    | 12.00" |

### TPS, TCM, TRS, TTM, MBNC

|                    | Type     | Length |
|--------------------|----------|--------|
| RT4L               | straight | 12.00" |
| RT4S               | straight | 6.00"  |
| RTC-4L (insulated) | straight | 12.00" |

### BNC Coax Assembly Training Video

Trompetter has produced a video which outlines the major features of our BNC design, describes the tools for reliable installation, and gives step-by-step assembly instructions. The BNC Assembly Video CD is available at [no cost](#) to Trompetter Customers.

For additional information or for a free demonstration, contact your local Sales Representative log on to our web site at [belfuse.com/cinch](#) and locate the rep nearest you.



### BNC Bulk Packaging

Bulk packaging for UPL220 Series BNC plugs ... Trompetter offers Tool Crimp BNC's bulk packed in convenient vacuum-formed plastic trays. Bulk packaging is perfect for OEM and high-volume, on-site installations.

**Includes:**

- (50) Body Assemblies
- (51) Crimp Sleeves
- (52) Center Contact Pins
- Assembly Instructions

Example: **UPL220-026/T50**

BNC part number, Vacuum Tray part number

*For cable groups see pages 78-120. (Not available for cable groups -017)*

# Appendix

## Trompeter Cable Specifications

Trompeter cables are manufactured to the listed specifications and offer optimum flexibility, shielding, and performance. Cables with stranded center conductors have greater flexibility and are recommended for short runs at low frequency where constant cable movement might fatigue a single copper-weld center conductor. Trompeter's **M17/176-00002** and **TWAC-78-1F2** are 200°C, Hi-Temp Cables for MIL-STD-1553B data bus applications. Dielectric and fillers made of PTFE (Teflon™) and outer jackets are PFA (Perfluoroalkoxy). All dimensions are in inches. All values without tolerances are *nominal* unless otherwise stated. **TWCH-78-2** has jacket constructed of *flame retardant halogen free polyolefin* with temperature range of -30°C to +80°C.

**TWCP** = Twinax Plenum Cable

**TWCH** = Twinax Blue Flame Retardant Halogen Free Polyolefin Cable

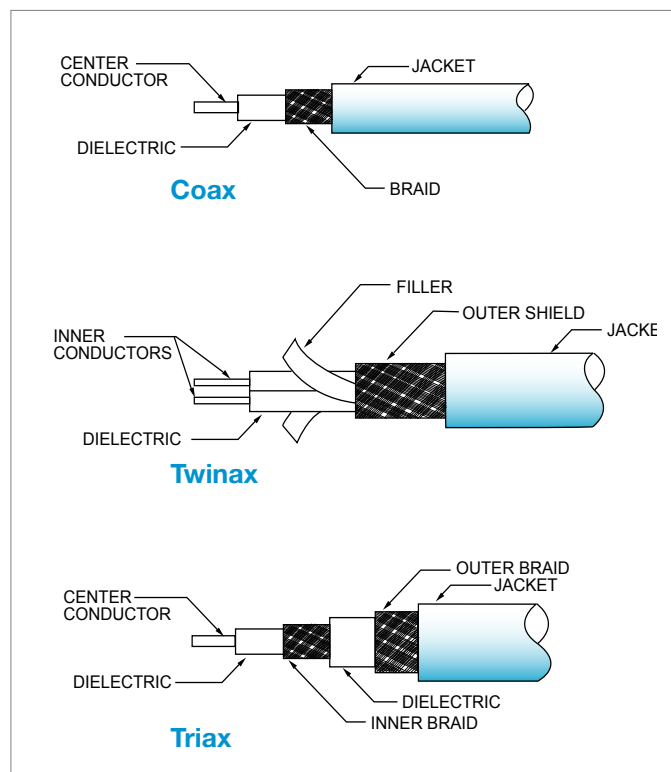
**TRCH** = Triax Yellow Flame Retardant Halogen Free Polyolefin Cable

### Coax Cable Specs

| Cable Designation               | TCC-50-2           | TCC-75-2         | RG62 A/U      |
|---------------------------------|--------------------|------------------|---------------|
| Impedance (Ohms)                | 50±2               | 75±3             | 93±5          |
| Nominal outer dia.              | 0.195              | 0.242            | 0.242         |
| PVC outer                       | Green              | Violet           | Black         |
| Braid outer dia.                | 0.150 Max          | 0.191 Max        | 0.191 Max     |
| Braid AWG#/Mat'l                | 36/Tinned Cu       | 34/Bare Cu       | 34/Bare Cu    |
| Dielectric outer dia.           | 0.116              | 0.146            | 0.146         |
| Dielectric mat'l                | Solid PE           | Foamed PE        | PE            |
| Conductor outer dia.            | 0.0355             | 0.031            | 0.0253        |
| Conductor strands/Mat'l         | 19/.0071 Tinned Cu | 7/.010 Tinned Cu | Solid/CCS     |
| Operating temperature range     | -40°C to 90°C      | -40°C to 85°C    | -40°C to 80°C |
| Minimum bend radius             | 1.00               | 1.00             |               |
| Max. Opr. VAC (RMS)             | 1.4 KV             | 800 V            | 750 V         |
| Capacitance pf/ft (Max)         | 30.8               | 17.3             | 14.5          |
| Cond. Loop Res.<br>(Ohms/M ft.) |                    | 17.6             |               |
| <b>Atten. dB/100 ft:</b>        |                    |                  |               |
| 1 MHz                           | 0.380              | 0.335            | 0.250         |
| 10 MHz                          | 1.400              | 1.070            | 0.900         |
| 50 MHz                          | 3.40               | 2.40             | 1.90          |
| 100 MHz                         | 4.90               | 3.40             | 2.80          |
| 200 MHz                         | 7.30               | 4.85             | 3.70          |
| 400 MHz                         |                    | 9.00             | 5.20          |
| 1 GHz                           | 28.80              | 12.00            | 8.50          |
| 3 GHz                           |                    | 30.00            |               |
| Shielded Coverage               | 93%                | 93%              | 94.3% Min     |

For high temperature cables, see chart on the next page.

## Exploded Detail of Coax, Twinax, & Triax Cable



## Trompeter Cable Specifications

### Twinox/Triax Cable Specs

| Cable Designation            | Twinox        |               |                   |                |               |               | Triax         |               |               |               |
|------------------------------|---------------|---------------|-------------------|----------------|---------------|---------------|---------------|---------------|---------------|---------------|
|                              | TWC-78-1      | TWC-78-2      | High Temperature: |                |               | TWC-124-2     | TRC-50-1      | TRC-50-2      | TRC-75-1      | TRC-75-2      |
|                              |               |               | M17/176-00002     | TWAC-78-1F2    | TWC-124-1A    |               |               |               |               |               |
| Impedance (Ohms)             | 78±3          | 78±3          | 77±7              | 77±7           | 124±4         | 124±4         | 50±2          | 50±2          | 75±5          | 75±5          |
| Nominal outer dia.           | 0.150         | 0.242         | 0.129             | 0.095          | 0.150         | 0.245         | 0.156         | 0.245         | 0.189         | 0.245         |
| Outer braid dia.             | 0.108         | 0.195 Max     | 0.102             | 0.070          | 0.105         | 0.195 Max     | 0.121         | 0.210 Max     | 0.150         | 0.205         |
| Core outer dia.              | 0.085         | 0.154         | 0.084             | 0.052          | 0.085         | 0.162         |               |               |               |               |
| Dielectric outer dia.        | 0.043         | 0.076         | 0.042             | 0.026          | 0.043         | 0.080         | 0.047         | 0.116         | 0.073         | 0.116         |
| Inner braid outer dia.       |               |               |                   |                |               |               | 0.069 Max     | 0.146 Max     | 0.093         | 0.146 Max     |
| Inner jacket outer dia.      |               |               |                   |                |               |               | 0.101         | 0.175         | 0.130         | 0.175         |
| Conductor outer dia.         | .022          | 0.0370        | 0.0230 Min.       | 0.0149         | 0.0120        | 0.0220        | 0.0150        | 0.0370        | 0.0120        | .0185         |
| Operating temperature Range  | -40°C to 80°C | -40°C to 80°C | -55°C to 200°C    | -55°C to 200°C | -40°C to 80°C | -40°C to 80°C | -40°C to 75°C | -40°C to 80°C | -40°C to 80°C | -40°C to 80°C |
| Minimum bend radius (in.)    | 1.50 Max      | 1.25          | 1.50              | 1.25           | 1.50          | 1.25          | 0.75          | 1.25          | 1.00          | 1.25          |
| Max. Opr. VDC                | 0.6 KV Max    | 2.0 KV        |                   |                | 0.6 KV        | 2.0 KV        | 2.0 KV        | 6.0 KV        | 2.0 KV        | 6.0 KV Max    |
| Max. Opr. VAC (RMS)          | 0.3 KV Max    | 1.0 KV        | 750 KV Max        | 250            | 0.3 KV        | 1.0 KV        | 1.0 KV        | 2.0 KV        | 1.0 KV        | 2.0 KV Max    |
| Capacitance pf/ft. (Max)     | 20.30 Max (2) | 21.20 (3)     | 24.00             | 23.00          | 12.40         | 12.30 (3)     | 29.50         | 32.00 (1)     | 20.00         | 20.50 (1)     |
| Cond. loop res. (Ohms/M ft.) | 179 Max       | 19.00 Max     | 48.00             | 146.00         | 570.60        | 56.80 Max     |               |               |               |               |
| <b>Atten. dB/100 ft.:</b>    |               |               |                   |                |               |               |               |               |               |               |
| 1 MHz                        | 2.000         | 0.700         | 1.400             | 2.000          | 3.250         | 0.540         | 2.800         | 0.500         | 0.900         | 0.480         |
| 3 MHz                        | 3.000         | 1.100         | 2.100             |                | 4.400         | 0.920         | 3.100         | 0.800         | 1.300         | 0.880         |
| 4 MHz                        | 3.500         | 1.400         | 2.400             |                | 4.800         | 1.060         | 3.300         | 0.900         | 1.500         | 1.010         |
| 5 MHz                        | 4.000         | 1.550         | 2.800             |                | 5.200         | 1.180         | 3.400         | 1.100         | 1.700         | 1.100         |
| 7 MHz                        | 4.500         | 1.800         | 3.500             |                | 5.600         | 1.400         | 3.700         | 1.300         | 1.900         | 1.300         |
| 10 MHz                       | 5.300         | 2.200         | 4.50 Max          | 6.500          | 5.900         | 1.650         | 4.100         | 1.500         | 2.400         | 1.500         |
| 20 MHz                       | 7.50          | 3.10          |                   |                | 8.30          | 2.30          | 5.50          | 2.30          | 3.60          | 2.30          |
| 30 MHz                       | 9.20          | 3.90          |                   |                | 10.20         | 2.80          | 7.00          | 2.90          | 4.50          | 2.90          |
| 40 MHz                       | 10.60         | 4.50          |                   |                | 11.80         | 3.20          | 7.50          | 3.40          | 5.40          | 3.30          |
| 50 MHz                       | 11.90         | 5.10          |                   |                | 13.20         | 3.60          | 9.10          | 3.90          | 6.10          | 3.60          |
| 100 MHz                      | 16.80         | 7.50          |                   |                | 18.70         | 5.10          | 14.00         | 5.80          | 9.70          | 5.20          |
| 200 MHz                      | 23.70         | 10.50         |                   |                | 26.40         | 7.20          | 22.00         | 8.80          | 16.50         | 7.60          |
| 500 MHz                      | 37.50         | 16.00         |                   |                | 41.70         | 11.40         | 40.00         | 15.30         | 28.50         | 10.80         |
| 700 MHz                      | 44.30         | 18.60         |                   |                | 49.40         | 13.50         | 50.00         | 18.00         | 36.00         | 14.70         |
| 1 GHz                        | 53.00         | 22.50         |                   |                | 59.00         | 16.20         | 63.00         | 23.00         | 45.00         | 17.60         |
| Shielded coverage            | 93%           | 93%           | 93.3%             | 90% Min.       | 93%           | 93%           | 93% Min.      | 93%           | 93% Min.      | 93%           |
| Twist per ft.                | 8.00          | 4.00          | 11-14             | 16.00          | 8.00          | 4.00          |               |               |               |               |



# Appendix

## Twinax/Triax: Plenum/Halogen Free Cable Specs

| Cable Designation            | Twinax    |           |                |            |                |                 | Triax          |
|------------------------------|-----------|-----------|----------------|------------|----------------|-----------------|----------------|
|                              | TWCP-78-1 | TWCP-78-2 | TWCH-78-2      | TWCP-124-2 | TWCP-124-3     | TWCP-124-5      | TRCH-50-2      |
| Description                  | Plenum    | Plenum    | Halogen Free   | Plenum     | Plenum         | Plenum          | Halogen Free   |
| Impedance (Ohms)             | 78±3      | 78±3      | 78±3           | 124±4      | 124±4          | 124±5           | 50±2           |
| Nominal outer dia.           | 0.150     | 0.242     | 0.242          | 0.245      | 0.205          | 0.325           | 0.245          |
| Outer braid dia.             | 0.102     | 0.165     | 0.195          | 0.183      | 0.183          | 0.295           | 0.210          |
| Core outer dia.              |           |           | 0.154          | 0.163      |                |                 |                |
| Dielectric outer dia.        | 0.041     | 0.072     | .076           | 0.080      | 0.062          | 0.134           | 0.116          |
| Inner braid outer dia.       |           |           |                |            |                | 0.043           | 0.146          |
| Inner jacket outer dia.      |           |           |                |            |                |                 | 0.175          |
| Conductor outer dia.         | 0.021     | 0.037     | 0.037          | 0.024      | 0.024          | 0.048           | 0.037          |
| Operating temperature range  | +125°C    | +125°C    | -30°C to +80°C | +125°C     | -10°C to +75°C | -10°C to +125°C | -30°C to +80°C |
| Minimum bend radius (in/ft.) | 1.50      | 2.50      | 1.25           | 2.5        | 2.0            | 3.25            | 1.25           |
| Max. Opr. VDC                |           |           | 2KV            |            | 2500           | 2500            | 6 KV           |
| Max. Opr. VAC (RMS)          |           |           | 1KV            | 1KV        | 1800           | 1800            | 2 KV           |
| Capacitance pf/ft. (Max)     | 19.6 (3)  | 18.6(3)   | 21.2(3)        | 11.5       | 12.0(3)        | 11.0(3)         |                |
| Cond. loop res. (Ohms/M ft.) |           |           | 19.0           | 47.0       | 28.4           | 6.5(3)          | 10.5           |
| <b>Atten. dB/100 ft.:</b>    |           |           |                |            |                |                 |                |
| 1 MHz                        | 2.00      | .60       | 0.70           | .50        | 0.60           | .30             | 0.50           |
| 3 MHz                        | 3.00      | 1.00      | 1.10           | .85        | 0.90           | .47             | 0.80           |
| 4 MHz                        | 3.50      | 1.20      | 1.40           |            | 1.10           | .64             | 0.90           |
| 5 MHz                        | 4.00      | 1.40      | 1.55           | 1.10       | 1.20           | .69             | 1.10           |
| 7 MHz                        | 4.50      | 1.60      | 1.80           | 1.30       | 1.40           | .79             | 1.30           |
| 10 MHz                       | 5.30      | 2.00      | 2.20           | 1.60       | 1.60           | .94             | 1.50           |
| 20 MHz                       | 7.50      | 2.80      | 3.10           | 2.30       | 2.20           | 1.20            | 2.30           |
| 30 MHz                       | 9.20      | 3.50      | 3.90           |            | 2.80           | 1.50            | 2.90           |
| 40 MHz                       | 10.60     | 4.10      | 4.50           |            | 3.20           | 1.70            | 3.40           |
| 50 MHz                       | 11.90     | 4.60      | 5.10           | 3.70       | 3.60           | 2.00            | 3.90           |
| 100 MHz                      | 16.80     | 6.90      | 7.50           | 5.30       | 5.20           | 3.00            | 5.80           |
| 200 MHz                      | 23.70     | 9.90      | 10.50          |            | 7.20           | 4.50            | 8.80           |
| 500 MHz                      | 37.50     | 15.40     | 16.00          |            | 11.40          | 7.00            | 15.30          |
| 700 MHz                      | 44.30     | 18.30     | 18.60          |            | 13.50          | 8.40            | 18.00          |
| 1 GHz                        | 53.00     | 21.80     | 22.50          |            | 16.20          | 11.00           | 23.00          |
| Shielded coverage            | 97%       | 95%       | 93%            | 93%        | 93%            | 93%             | 93%            |
| Twist per ft.                | 8.0       | 4.0       | 4.0            | 4.0        | 6.0            | 6.0             |                |

Notes:

(1) = Center Conductor to Inner Braid

(2) = Conductor to Shield

(3) = Conductor to Conductor





# Appendix

## Connector Compatibility Tables

### Twinax/Triax Wrench/Tool Crimp Connectors

#### Twinax/Triax Wrench Crimp Connectors

Wrench Crimp Cable Groups

| Connector      | 201 | 202 | 203 | 204 | 205 | 206 | 207 | 208 | 209 | 210 | 211 | 212 | 213 | 214 | 215 | 216 | 217 | 218 | 219 | 220 | 221 | 222 | 223 | 224 | 225 | 301 | 302 | 303 | 305 | 306 | 307 | 308 | 309 |  |  |
|----------------|-----|-----|-----|-----|-----|-----|-----|-----|-----|-----|-----|-----|-----|-----|-----|-----|-----|-----|-----|-----|-----|-----|-----|-----|-----|-----|-----|-----|-----|-----|-----|-----|-----|--|--|
| BJ154AC        |     |     |     |     |     |     |     |     |     |     |     |     |     |     |     |     |     |     |     |     |     |     |     |     |     |     |     |     |     |     |     |     |     |  |  |
| BJ154ACFL      |     |     |     |     |     |     |     |     |     |     |     |     |     |     |     |     |     |     |     |     |     |     |     |     |     |     |     |     |     |     |     |     |     |  |  |
| BJ159AC        |     |     |     |     |     |     |     |     |     |     |     |     |     |     |     |     |     |     |     |     |     |     |     |     |     |     |     |     |     |     |     |     |     |  |  |
| BJ159ACFL      |     |     |     |     |     |     |     |     |     |     |     |     |     |     |     |     |     |     |     |     |     |     |     |     |     |     |     |     |     |     |     |     |     |  |  |
| CJ150AC(FL)    |     |     |     |     |     |     |     |     |     |     |     |     |     |     |     |     |     |     |     |     |     |     |     |     |     |     |     |     |     |     |     |     |     |  |  |
| BJ3154AC       |     |     |     |     |     |     |     |     |     |     |     |     |     |     |     |     |     |     |     |     |     |     |     |     |     |     |     |     |     |     |     |     |     |  |  |
| BJ3159AC       |     |     |     |     |     |     |     |     |     |     |     |     |     |     |     |     |     |     |     |     |     |     |     |     |     |     |     |     |     |     |     |     |     |  |  |
| CJ3150AC       |     |     |     |     |     |     |     |     |     |     |     |     |     |     |     |     |     |     |     |     |     |     |     |     |     |     |     |     |     |     |     |     |     |  |  |
| CJ70C(TL)(FL)  |     |     |     |     |     |     |     |     |     |     |     |     |     |     |     |     |     |     |     |     |     |     |     |     |     |     |     |     |     |     |     |     |     |  |  |
| CJ370C         |     |     |     |     |     |     |     |     |     |     |     |     |     |     |     |     |     |     |     |     |     |     |     |     |     |     |     |     |     |     |     |     |     |  |  |
| BJ74C(TL)(FL)  |     |     |     |     |     |     |     |     |     |     |     |     |     |     |     |     |     |     |     |     |     |     |     |     |     |     |     |     |     |     |     |     |     |  |  |
| BJ374C         |     |     |     |     |     |     |     |     |     |     |     |     |     |     |     |     |     |     |     |     |     |     |     |     |     |     |     |     |     |     |     |     |     |  |  |
| BJ79C(TL)(FL)  |     |     |     |     |     |     |     |     |     |     |     |     |     |     |     |     |     |     |     |     |     |     |     |     |     |     |     |     |     |     |     |     |     |  |  |
| BJ379C         |     |     |     |     |     |     |     |     |     |     |     |     |     |     |     |     |     |     |     |     |     |     |     |     |     |     |     |     |     |     |     |     |     |  |  |
| PL73C          |     |     |     |     |     |     |     |     |     |     |     |     |     |     |     |     |     |     |     |     |     |     |     |     |     |     |     |     |     |     |     |     |     |  |  |
| PL74C          |     |     |     |     |     |     |     |     |     |     |     |     |     |     |     |     |     |     |     |     |     |     |     |     |     |     |     |     |     |     |     |     |     |  |  |
| PL75C          |     |     |     |     |     |     |     |     |     |     |     |     |     |     |     |     |     |     |     |     |     |     |     |     |     |     |     |     |     |     |     |     |     |  |  |
| PL75CFL        |     |     |     |     |     |     |     |     |     |     |     |     |     |     |     |     |     |     |     |     |     |     |     |     |     |     |     |     |     |     |     |     |     |  |  |
| PL153AC        |     |     |     |     |     |     |     |     |     |     |     |     |     |     |     |     |     |     |     |     |     |     |     |     |     |     |     |     |     |     |     |     |     |  |  |
| PL155AC        |     |     |     |     |     |     |     |     |     |     |     |     |     |     |     |     |     |     |     |     |     |     |     |     |     |     |     |     |     |     |     |     |     |  |  |
| PL155ACFL      |     |     |     |     |     |     |     |     |     |     |     |     |     |     |     |     |     |     |     |     |     |     |     |     |     |     |     |     |     |     |     |     |     |  |  |
| PL375C         |     |     |     |     |     |     |     |     |     |     |     |     |     |     |     |     |     |     |     |     |     |     |     |     |     |     |     |     |     |     |     |     |     |  |  |
| PLR375C        |     |     |     |     |     |     |     |     |     |     |     |     |     |     |     |     |     |     |     |     |     |     |     |     |     |     |     |     |     |     |     |     |     |  |  |
| PL3155AC       |     |     |     |     |     |     |     |     |     |     |     |     |     |     |     |     |     |     |     |     |     |     |     |     |     |     |     |     |     |     |     |     |     |  |  |
| PLR74C         |     |     |     |     |     |     |     |     |     |     |     |     |     |     |     |     |     |     |     |     |     |     |     |     |     |     |     |     |     |     |     |     |     |  |  |
| PLR75CFL       |     |     |     |     |     |     |     |     |     |     |     |     |     |     |     |     |     |     |     |     |     |     |     |     |     |     |     |     |     |     |     |     |     |  |  |
| PLR75C         |     |     |     |     |     |     |     |     |     |     |     |     |     |     |     |     |     |     |     |     |     |     |     |     |     |     |     |     |     |     |     |     |     |  |  |
| PLR155AC(FL)   |     |     |     |     |     |     |     |     |     |     |     |     |     |     |     |     |     |     |     |     |     |     |     |     |     |     |     |     |     |     |     |     |     |  |  |
| PLR3155AC(FL)  |     |     |     |     |     |     |     |     |     |     |     |     |     |     |     |     |     |     |     |     |     |     |     |     |     |     |     |     |     |     |     |     |     |  |  |
| SPC8P          |     |     |     |     |     |     |     |     |     |     |     |     |     |     |     |     |     |     |     |     |     |     |     |     |     |     |     |     |     |     |     |     |     |  |  |
| SPC8S          |     |     |     |     |     |     |     |     |     |     |     |     |     |     |     |     |     |     |     |     |     |     |     |     |     |     |     |     |     |     |     |     |     |  |  |
| BJ459AC/GROUP  |     |     |     |     |     |     |     |     |     |     |     |     |     |     |     |     |     |     |     |     |     |     |     |     |     |     |     |     |     |     |     |     |     |  |  |
| CJ450AC/GROUP  |     |     |     |     |     |     |     |     |     |     |     |     |     |     |     |     |     |     |     |     |     |     |     |     |     |     |     |     |     |     |     |     |     |  |  |
| PL455AC/GROUP  |     |     |     |     |     |     |     |     |     |     |     |     |     |     |     |     |     |     |     |     |     |     |     |     |     |     |     |     |     |     |     |     |     |  |  |
| PLR455AC/GROUP |     |     |     |     |     |     |     |     |     |     |     |     |     |     |     |     |     |     |     |     |     |     |     |     |     |     |     |     |     |     |     |     |     |  |  |

Select your connector and read across to find available cable group numbers.

☐ = Available, ■ = Not Available

## Trompeter General Material/Finish Specifications

### TFS-1: Finish Specifications

**TFS-1A**  
 .0001-.0003 max thk Bright Nickel per QQ-N-290, Class1, Form SB (over)  
 .000080-.000150 thk Bright Copper per MIL-C-14550 (over) .0005 max Electroless Nickel per AMS-2404C, Class 1 (On Aluminum Only)

**TFS-1B**  
 .00020-.00030 thk Bright Gold2 per MIL-G-45204, Type II, Grade C, Class3 (over)  
 .000050-.000180 thk Bright Nickel3 per QQ-N-290, Class1 (over)  
 .000080-.000150 thk Bright Copper3 per MIL-C-14550

**TFS-1D**  
 .0001min-.000120 max thk Electroless Nickel per AMS 2404C (over)  
 .000080 min-.000150 max thk Bright Copper per MIL-C-14550

**TFS-1E**  
 .0002 min-.0003 max thk Bright Electro Tin per MIL-T-10727, Type 1 and solder test per Para. 4.6.3.1

**TFS-1M\***  
 .000200 min-.000300 max thk Silver per QQ-S-365, Type II (Semi-bright) Grade A (Chromate post treatment)  
 (over) .000080 min-.000150 max thk Bright Copper per MIL-C-14550

**TFS-1T\***  
 .000050-.000100 Bright Tin per MIL-T-10727, Type I (Electro Deposited)  
 (over) .000150-.00020 Sulfamate Nickel per MIL-P-27418  
 (over) .00010-.000150 Copper per MIL-C-14550, Class 4

**TFS-1U\***  
 .00020-.00030 thk Sulfamate Nickel per MIL-P-27418  
 (over) .000080-.000150 max thk Copper per MIL-C-14550

**TFS-1V\***  
 .000200-.000300 max thk Silver per QQ-S-365, Type I (Matte), Grade A (over)  
 .000050-.000180 max thk Sulfamate Nickel per MIL-P-27418, (over)  
 .000080 min-.000150 max thk Bright Copper per MIL-C-14550

### Trompeter Finish Specification -1 (TFS-1) Notes:

- (2) Bright Gold plate on all connector center contacts, pins, sockets, shall be .000050 min-.000070 max thk, Class 1
- (3) Thickness is in accordance with MIL-G-45204B, Para 6.3 "Strikes and Underplating"
- (4) Copper Alloy articles on which a nickel undercoat is not used shall not be used for continuous service at temperatures above 149°C (300°F) QQ-S-365, Para. 3.3.5.
- (5) For use on Brass and Beryllium Copper body (shell) and accessory components when 500 hour salt spray test is specified. (For test conditions, refer to MIL-C-38999, Para. 3.16 and 4.7.12.2, [Method 1001.1 of MIL-STD-1344])
- (6) Plating thickness variations, critical and noncritical areas must be plated to within specified lower limits, except where surfaces cannot be contacted by A .75 inch dia ball, noncritical areas total plating thickness may exceed the specified upper limits by .000150 maximum.

| Materials                      | Alloy or Type  | FED/MIL Spec.                  | Usage   |
|--------------------------------|--|--------------------------------|---|
| ABS                            | Moldings Type 2  | MIL-STD-1803<br>L-P-1883B      | Looping plug handles, lock pins   |
| Acetal                         | Dupont Delrin  | L-P-392                        | Insulators, cases, bushings   |
| Aluminum                       | 2024-T351  | QQ-A255/6                      | Backbars, cases   |
|                                | 6061-T6  | QQ-A200/8                      | Stiffener bars  |
|                                | 6061-T6  | QQ-A250/11                     | Patch panels  |
|                                | 6061-T6511   | QQ-A200/8                      | Backbars, cases   |
| Beryllium Copper               | 17200 (Bar)  | ASTM-B-194                     | Contact & crescent springs  |
|                                | 17300 (Flat)   | ASTM-B-196 & 197               | Contact sockets, fingersprings, washers   |
| Brass                          | C26000   | ASTM-B-36                      | Ground lugs, washers  |
|                                | C36000   | ASTM-B-16                      | Connector bodies, coupling sleeves, clamp nuts, hex mtg, nuts, ctr. contact pins, cases |
| Dupont Acetal Resin #500TL     | Homopolymer General Purpose w/ 1.5% Teflon Micropowder |                                | Moldings  |
| Fluorinated Ethylene Propylene | (FEP)  | ASTM-D-2116                    | Insulators  |
| Hylton                         | MFA Grade 640  |                                | Alternate material dielectric   |
| Loctite                        | 495 (Zinc Iridite per ASTM-B633)                       | QQ-2-325 Type 2 Class 2 Finish |   |
| Nylon                          | 6/6 or 6/12  | L-P-410A                       | Insulating bushings   |
| Perfluoroalkoxy                | (PFA)  | ASTM-D-3307                    | Cable jackets   |
| Phenolic                       | XXX  | L-P-513 PBE                    | Patch panels, backbars  |
| Phosphor Bronze                | Alloy 544  | ASTM-B-139                     | Contact springs, lockwashers  |
| Polytetrafluoroethylene        | (PTFE)   | ASTM-D-1710                    | Dielectrics, insulators   |
| Polyvinylidene Fluoride        |  | MIL-I-23053/8                  | Sealing Sleeves   |
| Rubber                         | Silicone   | ZZ-R-765                       | Gaskets, O-rings, sealing members   |
| Solder                         | Sn60, 62, 63, or 96                                    | QQ-S-571                       |   |
| Steel                          | C1010-1018   | QQ-S-636                       | MPN cases   |
|                                | Music Wire   | ASTM-A228 SAE J178             | Tension springs   |
| Steel CRS                      | Type 17-4PH  | AMS-5643 Tubing                |   |
| Corrosion Resistant Steel      | 303  | QQ-S-763                       | Connector bodies, coupling sleeves, hex mtg, nuts                                       |
|                                | 302  | QQ-S-766                       | Designation strips  |
|                                | 301  | ASTM-484, A582                 |   |
| Thermo-plastic Polyester       | Glass Filled   | MIL-M-24519                    | Heat resistant molded insulators  |
| Vinyl                          | Clear Rigid-Self ext.                                  | ASTM-D-635                     | Designation strip window  |
|                                | Opaque Rigid-Self ext.                                 | ASTM-D-635                     | Designation strip marking strip   |
| Zinc                           | Alloy #3   | ASTM-B-240/B-86                | Selected non-functional parts   |

### TFS = Trompeter Finish Specifications

| Frequency Range   | Connectors            |                       |                       |                        |                      | Patching             |                      |                      |
|-------------------|-----------------------|-----------------------|-----------------------|------------------------|----------------------|----------------------|----------------------|----------------------|
|                   | BNC                   | TNC                   | 70 Series             | 150 Series             | 450 Series           | WE Standard          | WE Miniature         | RCA Standard         |
|                   | 0-4 GHz               | 0-11 GHz              | 0-500 MHz             | 0-500 MHz              | 0-2 MHz              | 0-1 GHz              | 0-1 GHz              | 0-200 MHz            |
| VSWR              | 1.30 Max.             |                       | Not Rated             |                        |                      | 1.04 @ 75 MHz        | 1.06 Max.            | 1.05 @ 50 MHz        |
|                   |                       |                       |                       |                        |                      | 1.12 @ 100 MHz       |                      | 1.09 @ 100 MHz       |
|                   |                       |                       |                       |                        |                      | 1.18 @ 500 MHz       |                      | 1.33 @ 500 MHz       |
| Voltage Rating    | 500 VRMS @ Sea Level  | 500 VRMS @ Sea Level  | 400 VRMS @ Sea Level  | 250 VRMS @ Sea Level   | 150 VRMS @ Sea Level | 500 VRMS @ Sea Level | 250 VRMS @ Sea Level | 500 VRMS @ Sea Level |
|                   | 125 VRMS @ 70,000 ft. | 125 VRMS @ 70,000 ft. | 100 VRMS @ 70,000 ft. | 62.5 VRMS @ 70,000 ft. | Not Rated            | Not Rated            |                      |                      |
| Temperature Range | -65°C to 165°C        |                       |                       | -65°C to 200°C         | -65°C to 165°C       | -65°C to 165°C       |                      |                      |

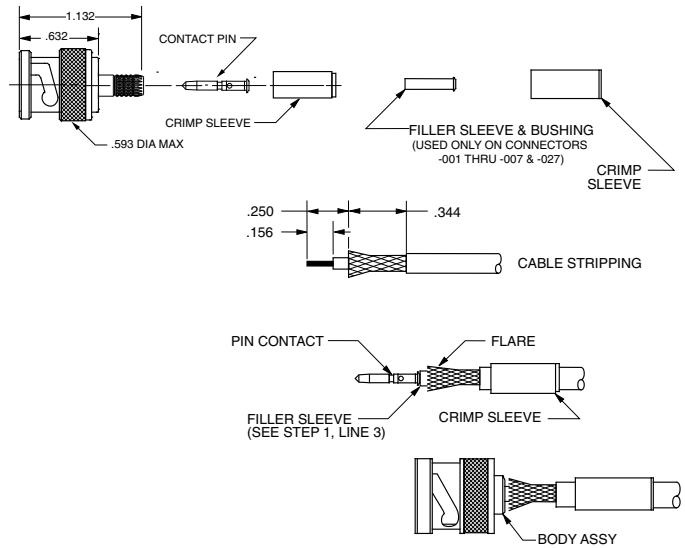
# Appendix

## BNC Tool/Wrench Crimp Assembly Illustrations

### BNC Coax Tool Crimp Assembly Illustration

#### Step 1

1. Place crimp sleeve onto cable with the step located away from the cut end as shown.
2. Strip cable as shown and flare braid.
3. On connectors with cable group number -001 thru -007, and -027 only, slide filler sleeve fully under braid, then bushing under cable dielectric.
4. Crimp contact pin in position shown.



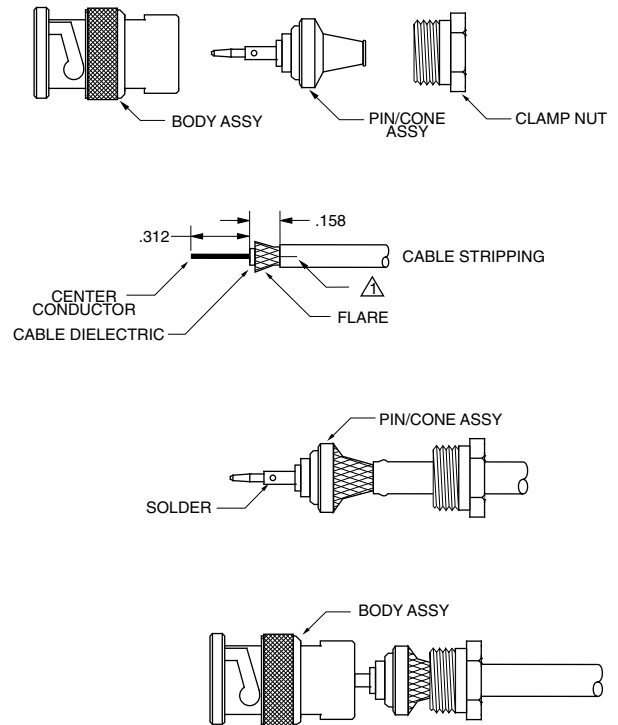
#### Step 2

1. Push cable assembly into the body until the contact pin snaps into place.
2. Slide crimp sleeve forward over braid, up against the body assembly and crimp in place.

### BNC Coax Wrench Crimp Assembly Illustration

#### Step 1

1. Place clamp nut onto cable.
2. Strip cable as shown and flare braid to allow free entry of cone (Lateral slits 180° apart may be required for very inflexible jacket materials).
3. Lightly tin center conductor (optional).



#### Step 2

1. Push edge of cone between cable dielectric and braid (or foil and braid, if foil is present, and cone I.D. will accept it). Continue to push cable into cone until cable dielectric bottoms against cone dielectric. Center conductor should be visible in pin inspection hole.
2. Solder center conductor into pin.

#### Step 3

1. Bring clamp nut up onto tapered portion of cable.
2. Assemble body and engage with clamp nut.
3. Wrench tighten to 25-30 inch-pounds torque.

Notes: For illustration purposes only. Not intended to replace actual installation instructions.

## Cable Group Table Notes

If your cable group is not listed, contact customer service for assistance.

Trompeter provides cable connectors with configurations designed to provide tough, durable terminations on specific cables. Cable connector part numbers reference a specific cable group number for a specific cable type, model, and/or manufacturer. This *ensures* that the connector fits your cable and provides the toughest termination available in the industry.

If you know the part number and manufacturer of your cable, you can locate the cable's assigned cable group number using the cable group table in the following pages.

If you have a Trompeter connector, you can determine the cable group number by the last hyphenated suffix, (usually 1 to 3 digits).

**Example: UPL220-026 = cable group number -026**

*Note: All dimensions in the proceeding Cable Group Table are in thousandths of an inch.*

If you cannot satisfy your connector requirements with the standard cable group number, or have a special requirement, contact your local Trompeter representative listed on the back inside cover of this catalog, or you can visit our website at [belfuse.com/cinch](http://belfuse.com/cinch) to find the sales rep nearest you. Contact customer service for more information.

*Note: Cables of the same type and specification may vary from manufacturer to manufacturer. Always verify the cable group number for your connector type and manufacturer.*

The symbol - after the part numbers listed in this catalog indicates that you should refer to the table cable group table in the proceeding pages.

**Wrench style = Wrench Crimp**

**Crimp style = Tool Crimp**

# Cable Group Table

| CABLE MANUFACTURER | CABLE NUMBER       | CABLE TYPE | WRENCH STYLE | CRIMP STYLE | JACKET SIZE | CONDUCTOR | IMPEDANCE |
|--------------------|--------------------|------------|--------------|-------------|-------------|-----------|-----------|
| ALCATEL            | 0960 WL            | COAX       | _            | -004        | 0.093       | 0.011     | 75        |
| ALCATEL            | ASNE 0690 WL       | COAX       | _            | -004        | 0.093       | 0.011     | 75        |
| ALCATEL            | CDE 003            | TWINAX     | *            | -204        | 0.140       | 0.024     | 77        |
| ALPHA              | 8620               | COAX       | -41          | -020        | 0.270       | 0.041     | 75        |
| ALPHA              | 9059               | COAX       | -2           | -013        | 0.242       | 0.026     | 75        |
| ALPHA              | 9102               | COAX       | *            | -023        | 0.212       | 0.032     | 75        |
| ALPHA              | 9108               | TWINAX     | -55          | *           | 0.210       | 0.038     | 78        |
| ALPHA              | 9109               | TWINAX     | _            | -213        | 0.252       | 0.037     | 100       |
| ALPHA              | 9158               | COAX       | -21          | *           | 0.165       | 0.035     | 53        |
| ALPHA              | 9174               | COAX       | -5           | -003        | 0.100       | 0.021     | 50        |
| ALPHA              | 9316               | COAX       | -5           | -003        | 0.098       | 0.021     | 50        |
| ALPHA              | 9807               | COAX       | -51          | -016        | 0.304       | 0.032     | 75        |
| ALPHA              | 9817               | TWINAX     | -8           | _           | 0.327       | 0.038     | 100       |
| ALPHA              | 9830               | COAX       | -2           | -013        | 0.242       | 0.025     | 75        |
| ALPHA              | 9840               | COAX       | -2           | -013        | 0.240       | 0.025     | 80        |
| ALPHA              | 9847               | COAX       | _            | -053        | 0.405       | 0.064     | 75        |
| ALPHA              | 9850               | TRIAx      | -13          | TOO LARGE   | 0.314       | 0.032     | 75        |
| ALPHA              | 9858               | COAX       | -1           | -011        | 0.193       | 0.036     | 50        |
| ALPHA              | 2834/2             | TWINAX     | -45          | _           | 0.137       | 0.032     | 600V      |
| ALPHA              | 9058C              | COAX       | -1           | -011        | 0.194       | 0.038     | 50        |
| ALPHA              | 9179B              | COAX       | -5           | -004        | 0.101       | 0.012     | 75        |
| ALPHA              | 9180B              | COAX       | -4           | *           | 0.140       | 0.038     | 95        |
| ALPHA              | 9187A              | COAX       | -36          | -004        | 0.105       | 0.010     | 75        |
| ALPHA              | 9196A              | COAX       | -44          | -1          | 0.070       | 0.011     | 50        |
| ALPHA              | 9804C              | COAX       | -41          | -020        | 0.275       | 0.040     | 75        |
| ALPHA              | 9814C              | TWINAX     | *            | -213        | 0.244       | 0.038     | 75        |
| ALPHA              | 9818C              | TWINAX     | -8           | _           | 0.330       | 0.037     | 100       |
| ALPHA              | 9825C              | COAX       | -6A          | _           | 0.400       | 0.064     | 75        |
| ALPHA              | 9861C              | COAX       | -1           | -011        | 0.192       | 0.038     | _         |
| ALPHA              | 9871F              | COAX       | *            | -011        | 0.182       | 0.037     | 50        |
| ALPHA WIRE         | 2821/2             | TWINAX     | -27          | _           | 0.138       | 0.024     | 600V      |
| AMPHENOL           | 82-5588            | TWINAX     | -8           | _           | 0.330       | 00.39     | _         |
| AMPHENOL CNDA      | 21-1060            | COAX       | -6           | -016        | _           | _         | _         |
| AT&T (LUCENT)      | 733                | COAX       | _            | -027        | _           | _         | 75        |
| AT&T (LUCENT)      | 1735A              | COAX       | _            | -026        | 0.128       | 0.016     | 75        |
| AT&T (LUCENT)      | 2735A              | COAX       | -22          | -026        | 0.140       | 0.015     | 75        |
| AT&T (LUCENT)      | 734D               | COAX       | -63          | -025        | 0.236       | 0.031     | 75        |
| AT&T (LUCENT)      | 735A               | COAX       | *            | -026        | 0.125       | 0.016     | 75        |
| AT&T (LUCENT)      | NSI 4609 805 13019 | COAX       | -37          | *           | 0.166       | 0.016     | _         |
| AT&T (LUCENT)      | 724                | COAX       | -6           | -016        | 0.304       | 0.033     | _         |
| AT&T (LUCENT)      | 728                | COAX       | -6           | -016        | 0.304       | 0.033     | 75        |
| AT&T (LUCENT)      | 731                | COAX       | -2           | -015        | 0.248       | 0.023     | 75        |
| AT&T (LUCENT)      | 730A               | COAX       | -2B          | -015        | 0.255       | 0.025     |           |
| AT&T (LUCENT)      | 734A               | COAX       | -63          | -025        | 0.236       | 0.031     | 75        |
| AT&T (LUCENT)      | KS-19224L2         | COAX       | -31          | *           | 0.116       | 0.011     | _         |
| AT&T (W.E.CO)      | 16PEVL             | TWINAX     | -12          | _           | 0.460       | 0.051     | _         |
| AT&T (W.E.CO)      | 754E               | TWINAX     | -10          | _           | 0.420       | 0.040     | _         |
| AT&T (W.E.CO)      | 760A               | TWINAX     | -11          | TOO LARGE   | 0.308       | 0.025     | _         |
| AT&T (W.E.CO)      | 761A               | TWINAX     | -30          |             | 0.215       | 0.021     | _         |
| BELDEN             | 8208               | TWINAX     | -25          | _           | 0.257       | 0.047     | 300V      |
| BELDEN             | 8212               | COAX       | -2           | -014        | 0.242       | 0.032     | 75        |
| BELDEN             | 8213               | COAX       | -6A          | -053        | 0.405       | 0.064     | 75        |
| BELDEN             | 8215               | COAX       | -6E          | -017        | 0.332       | 0.028     | 75        |
| BELDEN             | 8216               | COAX       | -5           | -003        | 0.103       | 0.020     | 50        |

Note: \* = Special contact customer service  
For a complete listing please refer to the online catalog.

| CABLE MANUFACTURER | CABLE NUMBER | CABLE TYPE | WRENCH STYLE | CRIMP STYLE | JACKET SIZE | CONDUCTOR | IMPEDANCE |
|--------------------|--------------|------------|--------------|-------------|-------------|-----------|-----------|
| BELDEN             | 8218         | COAX       | -22          | -009        | 0.150       | 0.017     | 75        |
| BELDEN             | 8219         | COAX       | -1           | -011        | 0.195       | 0.037     | 52        |
| BELDEN             | 8221         | COAX       | -2           | -013        | 0.242       | 0.025     | 80        |
| BELDEN             | 8227         | TWINAX     | -8           | _           | 0.330       | 0.039     | _         |
| BELDEN             | 8232         | TRIAx      | -13A         | TOO LARGE   | 0.312       | 0.032     | 75        |
| BELDEN             | 8233         | TRIAx      | -14          | _           | 0.475       | 0.064     | 75        |
| BELDEN             | 8237         | COAX       | -6A          | _           | 0.405       | 0.085     | 50        |
| BELDEN             | 8238         | COAX       | -6A          | _           | 0.405       | 0.048     | 75        |
| BELDEN             | 8240         | COAX       | -1           | -021        | 0.195       | 0.032     | 51.5      |
| BELDEN             | 8241         | COAX       | -2           | -013        | 0.242       | 0.025     | 75        |
| BELDEN             | 8259         | COAX       | -1           | -011        | 0.195       | 0.040     | 50        |
| BELDEN             | 8261         | COAX       | -6A          | _           | 0.405       | 0.049     | 75        |
| BELDEN             | 8262         | COAX       | -1           | -011        | 0.192       | 0.038     | 50        |
| BELDEN             | 8263         | COAX       | -2           | -013        | 0.242       | 0.023     | 75        |
| BELDEN             | 8267         | COAX       | -6A          | _           | 0.405       | 0.086     | 50        |
| BELDEN             | 8268         | COAX       | -6B          | TOO LARGE   | 0.425       | 0.089     | 50        |
| BELDEN             | 8279         | COAX       | -2A          | -022        | 0.220       | 0.025     | 75        |
| BELDEN             | 8281         | COAX       | -6           | -016        | 0.307       | 0.030     | 75        |
| BELDEN             | 8422         | TWINAX     | -9           | _           | 0.231       | 0.025     | 1000V     |
| BELDEN             | 8441         | TWP        | 30           | _           | 0.210       | 0.025     | 300V      |
| BELDEN             | 8450         | TWINAX     | -27          | _           | 0.121       | 0.025     | 200V      |
| BELDEN             | 8451         | TWINAX     | -23          | -210        | 0.140       | 0.031     | 300V      |
| BELDEN             | 9011         | COAX       | -6A          | -053        | 0.405       | 0.064     | 75        |
| BELDEN             | 9054         | COAX       | -2           | -014        | 0.242       | 0.032     | 75        |
| BELDEN             | 9060         | COAX       | -41          | *           | 0.284       | 0.040     | 75        |
| BELDEN             | 9064         | COAX       | -6A          | _           | 0.400       | 0.064     | 75        |
| BELDEN             | 9066         | COAX       | -41          | -020        | 0.275       | 0.041     | 75        |
| BELDEN             | 9068         | COAX       | -22          | -009        | 0.146       | 0.016     | 75        |
| BELDEN             | 9100         | COAX       | -2           | -014        | 0.237       | 0.032     | 75        |
| BELDEN             | 9104         | COAX       | -2A          | *           | 0.243       | 0.032     | 75        |
| BELDEN             | 9108         | COAX       | *            | -014        | 0.237       | 0.032     | 75        |
| BELDEN             | 9110         | COAX       | -2           | -014        | 0.242       | 0.032     | 75        |
| BELDEN             | 9112         | COAX       | -2           | _           | 0.242       | 0.032     | _         |
| BELDEN             | 9114         | COAX       | -41          | -020        | 0.270       | 0.040     | 75        |
| BELDEN             | 9116         | COAX       | -41          | -020        | 0.278       | 0.038     | 75        |
| BELDEN             | 9141         | COAX       | -6           | -016        | 0.304       | 0.033     | 75        |
| BELDEN             | 9146         | COAX       | 4            | _           | _           | _         | _         |
| BELDEN             | 9165         | COAX       | -2           | -013A       | 0.242       | 0.030     | 75        |
| BELDEN             | 9167         | COAX       | -2           | -014        | 0.243       | 0.032     | 75        |
| BELDEN             | 9168         | COAX       | -41          | -020        | 0.275       | 0.040     | 75        |
| BELDEN             | 9169         | COAX       | -2B          | -015        | 0.249       | 0.025     | 93        |
| BELDEN             | 9170         | COAX       | -4           | *           | 0.140       | 0.022     | 75        |
| BELDEN             | 9171         | COAX       | -2           | -013A       | 0.242       | 0.030     | 75        |
| BELDEN             | 9201         | COAX       | -1           | -021        | 0.193       | 0.033     | 52        |
| BELDEN             | 9203         | COAX       | -1           | -021        | 0.195       | 0.035     | 50        |
| BELDEN             | 9204         | COAX       | _            | -013        | 0.241       | 0.025     | 75        |
| BELDEN             | 9207         | TWINAX     | -8           | _           | 0.330       | 0.039     | 100       |
| BELDEN             | 9209         | COAX       | -63          | -019        | 0.226       | 0.022     | 75        |
| BELDEN             | 9212         | COAX       | -6A          | _           | 0.405       | 0.048     | 75        |
| BELDEN             | 9221         | COAX       | -5           | -004        | 0.102       | 0.012     | 75        |
| BELDEN             | 9222         | TRIAx      | -7           | -306        | 0.239       | 0.040     | 50        |
| BELDEN             | 9223         | COAX       | -1           | *           | 0.195       | 0.030     | 50        |
| BELDEN             | 9228         | COAX       | -2           | -013        | 0.242       | 0.025     | 93        |
| BELDEN             | 9231         | COAX       | -6           | -016        | 0.304       | 0.032     | 75        |

Note: \* = Special contact customer service  
 For a complete listing please refer to the online catalog.

# Cable Group Table

| CABLE MANUFACTURER | CABLE NUMBER | CABLE TYPE | WRENCH STYLE | CRIMP STYLE | JACKET SIZE | CONDUCTOR | IMPEDANCE |
|--------------------|--------------|------------|--------------|-------------|-------------|-----------|-----------|
| BELDEN             | 9239         | COAX       | -5           | -003        | 0.104       | 0.019     | 50        |
| BELDEN             | 9240         | COAX       | -2           | -014        | 0.241       | 0.032     | 75        |
| BELDEN             | 9243         | COAX       | -2           | -014        | 0.242       | 0.032     | —         |
| BELDEN             | 9244         | COAX       | -2           | -013        | 0.242       | 0.025     | 73        |
| BELDEN             | 9248         | COAX       | -41          | -020        | 0.270       | 0.036     | 75        |
| BELDEN             | 9250         | TWINAX     | -10          | —           | 0.420       | 0.046     | 95        |
| BELDEN             | 9251         | COAX       | -6A          | —           | 0.405       | 0.085     | 52        |
| BELDEN             | 9252         | COAX       | *            | -010        | 0.160       | 0.030     | 50        |
| BELDEN             | 9254         | COAX       | -22          | -009        | 0.142       | 0.019     | 75        |
| BELDEN             | 9259         | COAX       | -2A          | -023        | 0.234       | 0.030     | 75        |
| BELDEN             | 9265         | COAX       | -2           | -014        | 0.242       | 0.031     | 75        |
| BELDEN             | 9266         | COAX       | -2           | -013A       | 0.245       | 0.031     | —         |
| BELDEN             | 9268         | COAX       | *            | -018        | 0.260       | 0.025     | 93        |
| BELDEN             | 9272         | TWINAX     | -9           | -213        | 0.242       | 0.037     | 78        |
| BELDEN             | 9273         | COAX       | -3           | -012        | 0.216       | 0.035     | 50        |
| BELDEN             | 9274         | COAX       | -2           | -014        | 0.242       | 0.032     | 75        |
| BELDEN             | 9275         | COAX       | -2           | -14         | 0.242       | 0.032     | 75        |
| BELDEN             | 9284         | COAX       | -41          | -020        | 0.275       | 0.040     | —         |
| BELDEN             | 9291         | COAX       | -2           | -013        | 0.242       | 0.025     | 80        |
| BELDEN             | 9292         | COAX       | -6A          | -053        | 0.405       | 0.064     | 75        |
| BELDEN             | 9310         | COAX       | *            | -011        | 0.194       | 0.035     | 50        |
| BELDEN             | 9311         | COAX       | -1           | -011        | 0.193       | 0.037     | 52        |
| BELDEN             | 9386         | COAX       | -41          | -020        | 0.275       | 0.040     | —         |
| BELDEN             | 9448         | COAX       | -2           | -013        | 0.242       | 0.025     | —         |
| BELDEN             | 9463         | TWINAX     | -9           | -213        | 0.240       | 0.037     | 78        |
| BELDEN             | 9555         | COAX       | -2           | -013        | 0.242       | 0.023     | 75        |
| BELDEN             | 9587         | COAX       | -41          | -020        | 0.275       | 0.040     | 75        |
| BELDEN             | 9589         | COAX       | -2           | —           | 0.242       | 0.032     | —         |
| BELDEN             | 9659         | COAX       | -2           | -013A       | 0.242       | 0.030     | 75        |
| BELDEN             | 9764         | COAX       | -6A          | —           | 0.405       | 0.064     | 75        |
| BELDEN             | 9815         | TWINAX     | -8           | —           | 0.330       | 0.037     | 100       |
| BELDEN             | 9841         | TWINAX     | -9           | -215        | 0.256       | 0.025     | 120       |
| BELDEN             | 9850         | COAX       | -6B          | —           | 0.425       | 0.048     | 75        |
| BELDEN             | 9857         | COAX       | -6A          | —           | 0.405       | 0.025     | 125       |
| BELDEN             | 9859         | TWINAX     | *            | -213        | 0.243       | 0.038     | 78        |
| BELDEN             | 9860         | TWINAX     | -46          | —           | 0.440       | 0.051     | 124       |
| BELDEN             | 9861         | COAX       | -6E          | —           | 0.332       | 0.057     | 50        |
| BELDEN             | 9880         | COAX       | -48          | —           | 0.405       | 0.086     | 50        |
| BELDEN             | 9907         | COAX       | -1           | -011        | 0.185       | 0.037     | 50        |
| BELDEN             | 46899        | COAX       | -1           | *           | 0.199       | 0.024     | 75        |
| BELDEN             | 81553        | TWINAX     | -47          | -201        | 0.129       | 0.024     | 77        |
| BELDEN             | 82120        | COAX       | -34          | -024        | 0.244       | 0.040     | 75        |
| BELDEN             | 82121        | COAX       | -52          | -024        | 0.240       | 0.040     | 75        |
| BELDEN             | 82907        | COAX       | -21          | *           | 0.163       | 0.036     | 50        |
| BELDEN             | 83241        | COAX       | *            | -011        | 0.187       | 0.037     | 50        |
| BELDEN             | 83242        | COAX       | -1           | -012        | 0.193       | 0.039     | 50        |
| BELDEN             | 83264        | COAX       | -5           | -004        | 0.100       | 0.012     | 75        |
| BELDEN             | 83265        | COAX       | -5A          | -001        | 0.071       | 0.010     | 50        |
| BELDEN             | 83266        | COAX       | -22          | -008        | 0.141       | 0.012     | 95        |
| BELDEN             | 83267        | COAX       | -36          | -004        | 0.110       | 0.012     | 75        |
| BELDEN             | 83269        | COAX       | -5           | -003        | 0.100       | 0.018     | 50        |
| BELDEN             | 83284        | COAX       | -5           | -003        | 0.100       | 0.021     | 50        |
| BELDEN             | 83303        | COAX       | -44          | —           | 0.075       | 0.019     | 600V      |
| BELDEN             | 83310        | TWINAX     | -29          | -207        | 0.120       | 0.031     |           |

Note: \* = Special contact customer service  
For a complete listing please refer to the online catalog.



| CABLE MANUFACTURER | CABLE NUMBER | CABLE TYPE | WRENCH STYLE | CRIMP STYLE | JACKET SIZE | CONDUCTOR | IMPEDANCE |
|--------------------|--------------|------------|--------------|-------------|-------------|-----------|-----------|
| BELDEN             | 83317        | TWINAX     | *            | -223        | 0.112       | 0.019     | 600V      |
| BELDEN             | 83318        | TWINAX     | -29          | -204        | 0.132       | 0.025     | 600V      |
| BELDEN             | 83319        | TWINAX     | *            | -221        | 0.139       | 0.032     | NC        |
| BELDEN             | 84142        | COAX       | -1           | -021        | 0.195       | 0.037     | 50        |
| BELDEN             | 84303        | COAX       | -21          | -011        | 0.170       | 0.037     | 50        |
| BELDEN             | 86262        | COAX       | -2A          | -022        | 0.220       | 0.025     | 93        |
| BELDEN             | 87108        | COAX       | -2A          | -023        | -           | -         | -         |
| BELDEN             | 87120        | COAX       | -52          | -024        | 0.256       | 0.040     | 75        |
| BELDEN             | 88281        | COAX       | -41          | *           | 0.270       | 0.031     | 75        |
| BELDEN             | 89108        | COAX       | -2A          | -023        | 0.218       | 0.032     | 75        |
| BELDEN             | 89120        | COAX       | -52          | *           | 0.235       | 0.041     | 75        |
| BELDEN             | 89162        | COAX       | -2A          | -019        | -           | -         | 75        |
| BELDEN             | 89182        | TWINAX     | -54          |             | 0.307       | 0.031     | 150       |
| BELDEN             | 89248        | COAX       | -52          | *           | 0.222       | 0.040     | 75        |
| BELDEN             | 89269        | COAX       | -2A          | -022        | 0.222       | 0.025     | 93        |
| BELDEN             | 89272        | TWINAX     | -55          | *           | 0.220       | 0.039     | 78        |
| BELDEN             | 89292        | COAX       | *            | -052        | 0.348       | 0.064     | 75        |
| BELDEN             | 89555        | COAX       | -53          | -019        | 0.230       | 0.023     | 75        |
| BELDEN             | 89880        | COAX       | -50          | -           | 0.375       | 0.086     | 50        |
| BELDEN             | 89907        | COAX       | -21 (20/90)  | *           | 0.160       | 0.037     | 50        |
| BELDEN             | 513945       | COAX       | -            | -052        | 0.405       | 0.064     | 75        |
| BELDEN             | 533945       | COAX       | -41          | -020        | 0.266       | 0.041     | 75        |
| BELDEN             | 549945       | COAX       | -            | -023        | 0.232       | 0.032     | 75        |
| BELDEN             | 551945       | COAX       | -            | -023        | 0.232       | 0.030     | 75        |
| BELDEN             | 568937       | COAX       | -36          | -027        | 0.123       | 0.016     | 75        |
| BELDEN             | 573945       | COAX       | -22          | -009        | 0.146       | 0.018     | 75        |
| BELDEN             | 613948       | COAX       | -            | -025        | 0.348       | 0.064     | 75        |
| BELDEN             | 1151A        | COAX       | -2           | -013A       | 0.247       | 0.032     | 75        |
| BELDEN             | 1152A        | COAX       | -41          | *           | 0.280       | 0.040     | 75        |
| BELDEN             | 1162A        | TWINAX     | -8           | -           | 0.330       | 0.037     | 100       |
| BELDEN             | 1163A        | COAX       | -6           | -016        | -           | -         | 100       |
| BELDEN             | 1164B        | COAX       | -22          | -009        | 0.145       | 0.019     | 75        |
| BELDEN             | 1167A        | COAX       | -22          | -009        | 0.152       | 0.020     | 75        |
| BELDEN             | 1167B        | COAX       | -22          | -009        | 0.146       | 0.019     | 75        |
| BELDEN             | 1168A        | COAX       | -141         |             | 0.141       | 0.037     | -         |
| BELDEN             | 1223A        | COAX       | -41          | -020        | 0.275       | 0.040     | 75        |
| BELDEN             | 1263A        | COAX       | *            | -009        | 0.160       | 0.021     | 75        |
| BELDEN             | 1406B        | COAX       | -22          | -009        | 0.146       | 0.019     | 75        |
| BELDEN             | 1407B        | COAX       | -22          | -009        | 0.146       | 0.019     | 75        |
| BELDEN             | 1417B        | COAX       | -            | -009        | 0.150       | 0.018     | 75        |
| BELDEN             | 1418B        | COAX       | -22          | -009        | 0.150       | 0.015     | 75        |
| BELDEN             | 1426A        | COAX       | -2           | -014        | 0.242       | 0.032     | 75        |
| BELDEN             | 1505A        | COAX       | -2           | -025        | 0.234       | 0.032     | 75        |
| BELDEN             | 1505F        | COAX       | -2           | -           | 0.242       | 0.034     | 75        |
| BELDEN             | 1520A        | COAX       | -5           | -004        | 0.102       | 0.012     | 75        |
| BELDEN             | 1521A        | COAX       | -            | -004        | 0.560       | 0.012     | 75        |
| BELDEN             | 1522A        | COAX       | -36          | -004        | 0.107       | 0.012     | 75        |
| BELDEN             | 1523A        | COAX       | -6A          | -053        | 0.400       | 0.064     | 75        |
| BELDEN             | 1525A        | COAX       | -6A          | TOO LARGE   | 0.404       | 0.064     | 75        |
| BELDEN             | 1530A        | COAX       | -41          | -020        | 0.270       | 0.040     | 75        |
| BELDEN             | 1547A        | COAX       | -41          | -020        | 0.275       | 0.040     | 75        |
| BELDEN             | 1617A        | COAX       | -6B          | TOO LARGE   | 0.407       | 0.064     | 75        |
| BELDEN             | 1671A        | COAX       | -86          | -003        | 0.087       | 0.020     | 50        |
| BELDEN             | 1671J        | COAX       | -31          | -           | 0.127       | 0.020     | 50        |

Note: \* = Special contact customer service  
 For a complete listing please refer to the online catalog.

# Cable Group Table

| CABLE MANUFACTURER | CABLE NUMBER | CABLE TYPE | WRENCH STYLE | CRIMP STYLE | JACKET SIZE | CONDUCTOR | IMPEDANCE |
|--------------------|--------------|------------|--------------|-------------|-------------|-----------|-----------|
| BELDEN             | 1672A        | COAX       | -86          | -004        | 0.087       | 0.011     | 75        |
| BELDEN             | 1672J        | COAX       | -31          | -027        | 0.127       | 0.011     | 75        |
| BELDEN             | 1694A        | COAX       | -41          | -020        | 0.282       | 0.040     | 75        |
| BELDEN             | 1696A        | TWINAX     | *            | -215        | 0.240       | 0.031     | 110       |
| BELDEN             | 1800A        | TWINAX     | *            | -212        | 0.184       | 0.024     | 110       |
| BELDEN             | 1800B        | TWINAX     | *            | -212        | 0.180       | 0.024     | 110       |
| BELDEN             | 1800F        | TWINAX     | -30          | _           | 0.216       | 0.024     | 110       |
| BELDEN             | 1807A        | COAX       | -5           | -004        | 0.110       | 0.012     | 75        |
| BELDEN             | 1808A        | COAX       | -5           | -004        | 0.110       | 0.012     | 75        |
| BELDEN             | 1809A        | COAX       | -63          | -025        | 0.234       | 0.032     | 75        |
| BELDEN             | 1829A        | COAX       | -41          | -020        | 0.270       | 0.040     | 75        |
| BELDEN             | 1865A        | COAX       | -22          | -09         | 0.152       | 0.020     | 75        |
| BELDEN             | 1880A        | TWINAX     | *            | -212        | 0.184       | 0.024     | _         |
| BELDEN             | 3092A        | COAX       | -51          | *           | 0.298       | 0.040     | 75        |
| BELDEN             | 4-27046-3265 | TWINAX     | *            | _           | 0.200       | 0.023     | _         |
| BELDEN             | 5339b5       | COAX       | _            | -020        | 0.266       | 0.040     | 75        |
| BELDEN             | 5339Q5       | COAX       | _            | -016        | 0.298       | 0.040     | 75        |
| BELDEN             | 5399B5       | COAX       | _            | -020        | 0.270       | 0.040     | 75        |
| BELDEN             | 5539V5       | COAX       | _            | -022        | 0.232       | 0.025     | 93        |
| BELDEN             | 6139B8       | COAX       | _            | -052        | 0.348       | 0.064     | 75        |
| BELDEN             | 6339Q8       | COAX       | _            | -024        | 0.248       | 0.040     | 75        |
| BELDEN             | 6439Q8       | COAX       | _            | -023        | 0.230       | 0.032     | 75        |
| BELDEN             | 734D0        | COAX       | _            | -025        | _           | _         | 75        |
| BELDEN             | 734D0T       | COAX       | _            | -025        | _           | _         | 75        |
| BELDEN             | 734D1        | COAX       | _            | -025        | 0.235       | 0.032     | 75        |
| BELDEN             | 735A0        | COAX       | *            | -026        | _           | _         | 75        |
| BELDEN             | 735A0T       | COAX       | *            | -026        | _           | _         | 75        |
| BELDEN             | 735A1        | COAX       | *            | -026        | 0.129       | 0.016     | 75        |
| BELDEN             | 7700A        | COAX       | -5           | -004        | 0.107       | 0.012     | 75        |
| BELDEN             | 7710A        | COAX       | -41          | -020        | 0.275       | 0.040     | 75        |
| BELDEN             | 7713A        | COAX       | -41          | -020        | 0.275       | 0.040     | 75        |
| BELDEN             | 7731A        | COAX       | -6A          | -053        | 0.405       | 0.064     | 75        |
| BELDEN             | 7788A        | COAX       | -4           | -009        | 0.159       | 0.023     | 75        |
| BELDEN             | 7794A        | COAX       |              | -023        | 0.235       | 0.032     | 75        |
| BELDEN             | 7805A        | COAX       | -5           | -003        | 0.105       | 0.018     | 50        |
| BELDEN             | 7806A        | COAX       | -1           | -011        | 0.195       | 0.037     | 50        |
| BELDEN             | 7807A        | COAX       | -1           | _           | 0.195       | 0.044     | 50        |
| BELDEN             | 8232A        | TRIAx      | -13A         | TOO LARGE   | 0.315       | 0.032     | 75        |
| BELDEN             | 8233A        | TRIAx      | -14          | _           | 0.475       | 0.048     | 75        |
| BELDEN             | 8241A        | COAX       | -2           | -013        | 0.242       | 0.025     | 75        |
| BELDEN             | 8241B        | COAX       | -2           | -013        | 0.242       | 0.023     | 75        |
| BELDEN             | 8241F        | COAX       | -2           | -013A       | 0.242       | 0.030     | 75        |
| BELDEN             | 8281B        | COAX       | -6           | -016        | 0.307       | 0.030     | 75        |
| BELDEN             | 8281F        | COAX       | -51          | -016        | 0.300       | 0.033     | 75        |
| BELDEN             | 9062A        | COAX       | -2           | -013        | 0.242       | 0.025     | 93        |
| BELDEN             | 9269_        | COAX       | -2           | -013        | 0.242       | 0.025     | 93        |
| BELDEN             | 97300 2802   | TWINAX     | *            | -050        | 0.94        | 0.012     | _         |
| BELDEN             | 9913F        | COAX       | *            | -050        | 0.408       | 0.108     | 50        |
| BELDEN             | M9100        | COAX       | -2           | -014        | 0.240       | 0.032     | _         |
| BELDEN             | M9815        | TWINAX     | -8           | _           | _           | _         | _         |
| BELDEN             | PD7163       | COAX       |              | -004        | 0.100       | 0.010     | 75        |
| BELDEN             | SS895        | COAX       | -36          | -027        | 0.123       | 0.016     | 75        |
| BELDEN             | YM23969      | COAX       | -34          | *           | 0.244       | 0.033     | _         |
| BELDEN             | YQ10474      | TWINAX     | -25          | _           | 0.268       | 0.032     | _         |

Note: \* = Special contact customer service  
For a complete listing please refer to the online catalog.

| CABLE MANUFACTURER | CABLE NUMBER       | CABLE TYPE | WRENCH STYLE | CRIMP STYLE    | JACKET SIZE | CONDUCTOR | IMPEDANCE |
|--------------------|--------------------|------------|--------------|----------------|-------------|-----------|-----------|
| BELDEN             | YQ28763            | TWINAX     | -55          | _              | 0.200       | _         | _         |
| BELDEN             | YQ40343            | COAX       | -5           | -004           | 0.95        | 0.012     | 75        |
| BELDEN             | YQ41416            | TRIAx      | -10          | TOO LARGE      | 0.410       | 0.063     | 75        |
| BELDEN             | YQ44343            | COAX       | _            | -009           | 0.142       | 0.019     | 75        |
| BELDEN             | YR-14910           | TWINAX     | -29          | -202           | 0.150       | 0.024     | 78        |
| BELDEN             | YR-15161           | TWINAX     | -29          | _              | _           | _         | _         |
| BELDEN             | YR16411            | TWINAX     | -9           | _              | 0.247       | 0.023     | _         |
| BELDEN             | YR-19218           | TWINAX     | -29          | -203           | 0.150       | 0.012     | 124       |
| BELDEN             | YR23023            | COAX       | *            | -009           | 0.160       | 0.020     | 75        |
| BELDEN             | YR23930            | COAX       | -2           | -014           | 0.242       | 0.032     | 75        |
| BELDEN             | YR27110            | COAX       | -22          | -009           | 0.162       | 0.021     | 75        |
| BELDEN             | YR27543            | TWINAX     | -27          | *              | 0.117       | 0.012     | _         |
| BELDEN             | YR28296            | TWINAX     | _            | -203           | 0.162       | 0.012     | _         |
| BELDEN             | YR28314            | COAX       | *            | -009           | 0.162       | 0.019     | 75        |
| BELDEN             | YR28365            | COAX       | -2           | -013           | 0.245       | 0.025     | 100       |
| BELDEN             | YR39667            | COAX       | -22          | -009           | 0.152       | 0.020     | 75        |
| BELDEN             | YR40974            | COAX       | -36          | -007           | 0.113       | 0.012     | 75        |
| BELDEN             | YR41007            | COAX       | -63          | -025           | 0.235       | 0.032     | 75        |
| BELDEN             | YR41039            | COAX       | -22          | -009           | 0.155       | 0.020     | 75        |
| BELDEN             | YR41679            | COAX       | _            | -014           | 0.242       | 0.032     | 75        |
| BELDEN             | YR45056            | COAX       | *            | -026           | 0.131       | 0.017     | 75        |
| BELDEN             | YR45301            | COAX       | *            | -026           | 0.131       | 0.017     | 75        |
| BELDEN             | YR46359            | COAX       | _            | -023           | 0.235       | 0.034     | 75        |
| BELDEN             | YR46400            | COAX       | -2A          | -014           | 0.242       | 0.033     | 75        |
| BELDEN             | YR46844            | COAX       | _            | -009           | 0.155       | 0.020     | 75        |
| BRAND REX          | T-14670            | TWINAX     | *            | -215           | 0.237       | 0.030     | _         |
| BRAND REX          | T18-11222-24-2/G-0 | TWINAX     | -27          | -223           | 0.112       | 0.023     | _         |
| BRAND-REX          | A-779              | COAX       | -5           | -004           | 0.090       | 0.010     | _         |
| BRAND-REX          | B-749              | COAX       | -44          | 105-1940 (220) | 0.080       | 0.012     | _         |
| BRAND-REX          | M17/183-00001      | COAX       | -1           | -011           | 0.195       | 0.035     | 50        |
| BRAND-REX          | T- 378             | COAX       | -6           | -016           | 0.312       | 0.031     | _         |
| BRAND-REX          | T-10971            | TWINAX     | -24          | -221           | 0.161       | 0.024     | _         |
| BRAND-REX          | T-14018            | TRIAx      | -25A         | _              | 0.250       | 0.030     | _         |
| BRAND-REX          | T-2948             | TRIAx      | -26          | _              | 0.165       | 0.012     | _         |
| BRAND-REX          | T-385              | COAX       | -44          | *              | 0.80        | 0.012     | _         |
| CANFORD            | PSF 1/3            | COAX       | -2B          | -015           | 0.250       | 0.024     | 75        |
| COMMSCOPE          | 5905               | COAX       | -6A          | -051           | 0.405       | 0.048     | 75        |
| COMMSCOPE          | 222                | COAX       | -4           | -009           | 0.155       | 0.024     | 75        |
| COMMSCOPE          | 232                | COAX       | -4           | -009           | 0.155       | 0.024     | 75        |
| COMMSCOPE          | 242                | COAX       | -6A          |                | 0.415       | 0.064     | 75        |
| COMMSCOPE          | 322                | COAX       | *            | -009           | 0.160       | 0.020     | _         |
| COMMSCOPE          | 332                | COAX       | -4           | -009           | 0.155       | 0.024     | 75        |
| COMMSCOPE          | 356                | COAX       | -6A          | _              | 0.415       | 0.064     | 75        |
| COMMSCOPE          | 357                | COAX       |              | -024           | 0.260       | 0.040     | 75        |
| COMMSCOPE          | 358                | COAX       | -41          | -020           | 0.280       | 0.040     | 75        |
| COMMSCOPE          | 401                | COAX       | -22          | -009           | 0.155       | 0.020     | 75        |
| COMMSCOPE          | 2035               | COAX       | *            | -026           | 0.127       | 0.016     | 75        |
| COMMSCOPE          | 3104               | COAX       | -1           | -011           | 0.188       | 0.037     | 50        |
| COMMSCOPE          | 3130               | COAX       | -1           | -021           | 0.201       | 0.032     | 50        |
| COMMSCOPE          | 3135               | COAX       | -1           | -021           | 0.199       | 0.035     | 50        |
| COMMSCOPE          | 3136               | COAX       | -1           | -011           | 0.199       | 0.037     | 50        |
| COMMSCOPE          | 3139               | COAX       | -1           | -021           | 0.202       | 0.031     | 50        |
| COMMSCOPE          | 3140               | COAX       | -1           | -021           | 0.195       | 0.033     | 50        |
| COMMSCOPE          | 3141               | COAX       | -41          | -020           | 0.272       | 0.040     | 75        |

Note: \* = Special contact customer service  
For a complete listing please refer to the online catalog.

# Cable Group Table

| CABLE MANUFACTURER | CABLE NUMBER | CABLE TYPE | WRENCH STYLE | CRIMP STYLE | JACKET SIZE | CONDUCTOR | IMPEDANCE |
|--------------------|--------------|------------|--------------|-------------|-------------|-----------|-----------|
| COMMSCOPE          | 3222         | COAX       | *            | TOO LARGE   | 0.412       | 0.106     | 50        |
| COMMSCOPE          | 3226         | COAX       | *            | TOO LARGE   | 0.412       | 0.106     | 50        |
| COMMSCOPE          | 3246         | COAX       | -6B          | _           | 0.418       | 0.086     | 50        |
| COMMSCOPE          | 3247         | COAX       | -6B          | _           | 0.418       | 0.086     | 50        |
| COMMSCOPE          | 3249         | COAX       | -6B          | _           | 0.413       | 0.086     | 50        |
| COMMSCOPE          | 3250         | COAX       | -48          | TOO LARGE   | 0.413       | 0.086     | 50        |
| COMMSCOPE          | 5060         | COAX       | -6           | *           | 0.308       | 0.040     | 75        |
| COMMSCOPE          | 5061         | COAX       | -41          | *           | 0.264       | 0.040     | 75        |
| COMMSCOPE          | 5065         | COAX       | _            | -009        | 0.160       | 0.020     | 92        |
| COMMSCOPE          | 5535         | COAX       | *            | -026        | 0.128       | 0.017     | 75        |
| COMMSCOPE          | 5550         | COAX       | -2           | -013        | 0.242       | 0.025     | 75        |
| COMMSCOPE          | 5551         | COAX       | -2           | -015        | 0.250       | 0.025     | 75        |
| COMMSCOPE          | 5553         | COAX       | -2           | -014        | 0.250       | 0.032     | 75        |
| COMMSCOPE          | 5554         | COAX       | -2           | -014        | 0.250       | 0.032     | 75        |
| COMMSCOPE          | 5555         | COAX       | -2           | -015        | 0.250       | 0.025     | 80        |
| COMMSCOPE          | 5559         | COAX       | -2           | -013        | 0.242       | 0.025     | 75        |
| COMMSCOPE          | 5560         | COAX       | -2           | -015        | 0.250       | 0.025     | 73        |
| COMMSCOPE          | 5563         | COAX       | -2           | -013        | 0.250       | 0.023     | 75        |
| COMMSCOPE          | 5565         | COAX       | -2           | -014        | 0.242       | 0.032     | 75        |
| COMMSCOPE          | 5567         | COAX       | -2           | -014        | 0.250       | 0.032     | 75        |
| COMMSCOPE          | 5569         | COAX       | -2           | -014        | 0.250       | 0.032     | 75        |
| COMMSCOPE          | 5571         | COAX       | -2           | -014        | 0.248       | 0.032     | 75        |
| COMMSCOPE          | 5572         | COAX       | -2           | -014        | 0.248       | 0.032     | 75        |
| COMMSCOPE          | 5573         | COAX       | -2           | -014        | 0.246       | 0.032     | 75        |
| COMMSCOPE          | 5574         | COAX       | -2           | -014        | 0.248       | 0.032     | 75        |
| COMMSCOPE          | 5575         | COAX       | -2           | -014        | 0.246       | 0.032     | 75        |
| COMMSCOPE          | 5585         | COAX       | -2           | -014        | 0.242       | 0.032     | 75        |
| COMMSCOPE          | 5586         | COAX       | -2           | -014        | 0.247       | 0.032     | 75        |
| COMMSCOPE          | 5589         | COAX       | -2A          | -022        | 0.235       | 0.025     | 75        |
| COMMSCOPE          | 5700         | COAX       | -41          | -020        | 0.280       | 0.040     | 75        |
| COMMSCOPE          | 5701         | COAX       | -41          | -020        | 0.280       | 0.040     | 75        |
| COMMSCOPE          | 5702         | COAX       | -41          | -020        | 0.280       | 0.040     | 75        |
| COMMSCOPE          | 5714         | COAX       | -41          | -020        | 0.280       | 0.040     | 75        |
| COMMSCOPE          | 5715         | COAX       | -41          | -020        | 0.280       | 0.040     | 75        |
| COMMSCOPE          | 5720         | COAX       | -41          | -020        | 0.280       | 0.040     | 75        |
| COMMSCOPE          | 5721         | COAX       | -41          | -020        | 0.272       | 0.040     | 75        |
| COMMSCOPE          | 5723         | COAX       | -41          | -020        | 0.272       | 0.040     | 75        |
| COMMSCOPE          | 5725         | COAX       | -41          | -020        | 0.276       | 0.040     | 75        |
| COMMSCOPE          | 5727         | COAX       | -41          | -020        | 0.280       | 0.040     | 75        |
| COMMSCOPE          | 5728         | COAX       | -41          | -020        | 0.280       | 0.040     | 75        |
| COMMSCOPE          | 5729         | COAX       | -41          | -020        | 0.280       | 0.040     | 75        |
| COMMSCOPE          | 5730         | COAX       | -41          | -020        | 0.280       | 0.040     | 75        |
| COMMSCOPE          | 5731         | COAX       | -41          | -020        | 0.272       | 0.040     | 75        |
| COMMSCOPE          | 5737         | COAX       | -41          | -020        | 0.280       | 0.040     | 75        |
| COMMSCOPE          | 5738         | COAX       | -41          | -020        | 0.272       | 0.040     | 75        |
| COMMSCOPE          | 5740         | COAX       | -6           | *           | 0.308       | 0.040     | 75        |
| COMMSCOPE          | 5742         | COAX       | -6           | *           | 0.308       | 0.040     | 75        |
| COMMSCOPE          | 5750         | COAX       | -6           | *           | 0.308       | 0.040     | 75        |
| COMMSCOPE          | 5765         | COAX       | -41          | -020        | 0.280       | 0.040     | 75        |
| COMMSCOPE          | 5781         | COAX       | -6           | *           | 0.306       | 0.040     | 75        |
| COMMSCOPE          | 5782         | COAX       | -6           | *           | 0.308       | 0.040     | 75        |
| COMMSCOPE          | 5786         | COAX       | -41          | -020        | 0.280       | 0.040     | 75        |
| COMMSCOPE          | 5787         | COAX       | -41          | -020        | 0.272       | 0.040     | 75        |
| COMMSCOPE          | 5788         | COAX       | -41          | -020        | 0.280       | 0.40      | 75        |
| COMMSCOPE          | 5789         | COAX       | -41          | -020        | 0.272       | 0.040     | 75        |
| COMMSCOPE          | 5790         | COAX       | -41          | -020        | 0.272       | 0.040     | 75        |

Note: \* = Special contact customer service  
For a complete listing please refer to the online catalog.

| CABLE MANUFACTURER | CABLE NUMBER | CABLE TYPE | WRENCH STYLE | CRIMP STYLE | JACKET SIZE | CONDUCTOR | IMPEDANCE |
|--------------------|--------------|------------|--------------|-------------|-------------|-----------|-----------|
| COMMSCOPE          | 5901         | COAX       | -6A          | -053        | 0.405       | 0.064     | 75        |
| COMMSCOPE          | 5902         | COAX       | -6A          | _           | 0.415       | 0.064     | 75        |
| COMMSCOPE          | 5903         | COAX       | -6A          | -053        | 0.405       | 0.064     | 75        |
| COMMSCOPE          | 5904         | COAX       | -6A          | -053        | 0.405       | 0.064     | 75        |
| COMMSCOPE          | 5906         | COAX       | -6A          | -053        | 0.405       | 0.064     | 75        |
| COMMSCOPE          | 5908         | COAX       | -6A          | -051        | 0.405       | 0.048     | 75        |
| COMMSCOPE          | 5909         | COAX       | -6A          | -051        | 0.405       | 0.048     | 75        |
| COMMSCOPE          | 5910         | COAX       | -6A          | -052        | 0.395       | 0.064     | 75        |
| COMMSCOPE          | 5912         | COAX       | -6A          | -052        | 0.395       | 0.064     | 75        |
| COMMSCOPE          | 5913         | COAX       | -6A          | -053        | 0.405       | 0.064     | 75        |
| COMMSCOPE          | 5914         | COAX       | -6A          | -053        | 0.405       | 0.064     | 75        |
| COMMSCOPE          | 5914         | COAX       | -6A          | _           | 0.415       | 0.064     | 75        |
| COMMSCOPE          | 5915         | COAX       | -6A          | -053        | 0.405       | 0.064     | 75        |
| COMMSCOPE          | 5916         | COAX       | -6A          | -053        | 0.405       | 0.064     | 75        |
| COMMSCOPE          | 5917         | COAX       | -6A          | -053        | 0.405       | 0.064     | 75        |
| COMMSCOPE          | 5918         | COAX       | -6A          | _           | 0.412       | 0.064     | 75        |
| COMMSCOPE          | 5920         | COAX       | -6A          | -053        | 0.405       | 0.064     | 75        |
| COMMSCOPE          | 5920         | COAX       | -6A          | _           | 0.415       | 0.064     | 75        |
| COMMSCOPE          | 5940         | COAX       | -6A          | -053        | 0.405       | 0.064     | 75        |
| COMMSCOPE          | 5950         | COAX       | -6A          | -053        | 0.415       | 0.064     | 75        |
| COMMSCOPE          | 5950         | COAX       | -6A          | -053        | 0.405       | 0.064     | 75        |
| COMMSCOPE          | 5951         | COAX       | -6A          | _           | 0.405       | 0.064     | 75        |
| COMMSCOPE          | 5952         | COAX       | -6A          | _           | 0.415       | 0.064     | 75        |
| COMMSCOPE          | 5953         | COAX       | -6A          | _           | 0.415       | 0.064     | 75        |
| COMMSCOPE          | 6200         | COAX       | -2           | -015        | 0.242       | 0.025     | 92        |
| COMMSCOPE          | 6201         | COAX       | -2           | -013        | 0.242       | 0.025     | 93        |
| COMMSCOPE          | 6205         | COAX       | *            | -018        | 0.260       | 0.025     | 93        |
| COMMSCOPE          | 6605         | COAX       | *            | -018        | 0.267       | 0.025     | 93        |
| COMMSCOPE          | 6608         | COAX       | -2           | -015A       | 0.249       | 0.025     | 93        |
| COMMSCOPE          | 6609         | COAX       | -2           | -015A       | 0.249       | 0.025     | 93        |
| COMMSCOPE          | 6611         | COAX       | -2           | -015A       | 0.242       | 0.025     | 93        |
| COMMSCOPE          | 6612         | COAX       | -2           | -015A       | 0.242       | 0.025     | 93        |
| COMMSCOPE          | 6615         | COAX       | -2           | -015A       | 0.249       | 0.025     | 93        |
| COMMSCOPE          | 7500         | COAX       | -6           | -016        | 0.304       | 0.032     | 75        |
| COMMSCOPE          | 7501         | COAX       | -6           | -016        | 0.304       | 0.032     | 75        |
| COMMSCOPE          | 7503         | COAX       | -6           | -016        | 0.304       | 0.032     | 75        |
| COMMSCOPE          | 7505         | COAX       | -6           | -016        | 0.305       | 0.032     | 75        |
| COMMSCOPE          | 7506         | COAX       | -6           | -016        | 0.304       | 0.033     | 75        |
| COMMSCOPE          | 7510         | COAX       | -6           | -016        | 0.304       | 0.031     | 75        |
| COMMSCOPE          | 7530         | COAX       | _            | -054        | 0.318       | 0.051     | 75        |
| COMMSCOPE          | 7536         | COAX       | -4           | -009        | 0.150       | 0.023     | 75        |
| COMMSCOPE          | 7537         | COAX       | -4           | -009        | 0.154       | 0.023     | 75        |
| COMMSCOPE          | 7538         | COAX       | -37          | -009        | 0.159       | 0.022     | 75        |
| COMMSCOPE          | 7551         | COAX       | -41          | -020        | 0.272       | 0.040     | 75        |
| COMMSCOPE          | 7573         | COAX       | -2A          | -022        | 0.220       | 0.027     | 75        |
| COMMSCOPE          | 7713         | COAX       | -6A          | _           | 0.413       | 0.086     | 50        |
| COMMSCOPE          | 7714         | COAX       | -6B          | TOO LARGE   | 0.425       | 0.089     | 75        |
| COMMSCOPE          | 7714         | COAX       | -6B          | _           | 0.432       | 0.088     | 50        |
| COMMSCOPE          | 7715         | COAX       | -6B          | _           | 0.432       | 0.088     | 50        |
| COMMSCOPE          | 7723         | COAX       | -3           | -012        | 0.212       | 0.036     | 50        |
| COMMSCOPE          | 7725         | COAX       | *            | -023        | 0.220       | 0.036     | 50        |
| COMMSCOPE          | 7726         | COAX       | -3           | -012        | 0.220       | 0.036     | 50        |

Note: \* = Special contact customer service  
For a complete listing please refer to the online catalog.

# Cable Group Table

| CABLE MANUFACTURER | CABLE NUMBER | CABLE TYPE | WRENCH STYLE | CRIMP STYLE | JACKET SIZE | CONDUCTOR | IMPEDANCE |
|--------------------|--------------|------------|--------------|-------------|-------------|-----------|-----------|
| COMMSCOPE          | 7810         | TRIAX      | *            | TOO LARGE   | 0.325       | 0.032     | 75        |
| COMMSCOPE          | 9012         | TWINAX     | -9           | _           | 0.241       | 0.037     | 78        |
| COMMSCOPE          | 57603        | COAX       | -41          | -020        | 0.272       | 0.040     | 75        |
| COMMSCOPE          | 57604        | COAX       | -41          | -020        | 0.272       | 0.040     | 75        |
| COMMSCOPE          | 57605        | COAX       | -41          | -020        | 0.272       | 0.040     | 75        |
| COMMSCOPE          | 72001        | COAX       | -22          | -009        | 0.155       | 0.020     | 75        |
| COMMSCOPE          | 72012        | COAX       | -22          | -009        | 0.155       | 0.020     | 75        |
| COMMSCOPE          | 72312        | COAX       | *            | -026        | 0.127       | 0.016     | 75        |
| COMMSCOPE          | 73501        | COAX       | *            | -026        | 0.130       | 0.016     | 75        |
| COMMSCOPE          | 73502        | COAX       | *            | -026        | 0.130       | 0.016     | 75        |
| COMMSCOPE          | 73503        | COAX       | *            | -026        | 0.130       | 0.016     | 75        |
| COMMSCOPE          | 73506        | COAX       | *            | -026        | 0.127       | 0.016     | 75        |
| COMMSCOPE          | 73508        | COAX       | *            | -026        | 0.127       | 0.016     | 75        |
| COMMSCOPE          | 73509        | COAX       | *            | -026        | 0.127       | 0.016     | 75        |
| COMMSCOPE          | 73512        | COAX       | *            | -026        | 0.126       | 0.015     | 75        |
| COMMSCOPE          | 75603        | COAX       | _            | -009        | 0.150       | 0.022     | 75        |
| COMMSCOPE          | 75604        | COAX       | _            | -009        | 0.150       | 0.022     | 75        |
| COMMSCOPE          | 556510       | COAX       | -2           | -014        | 0.242       | 0.032     | 75        |
| COMMSCOPE          | 576503       | COAX       | -41          | -020        | 0.272       | 0.040     | 75        |
| COMMSCOPE          | 576504       | COAX       | -41          | -020        | 0.272       | 0.040     | 75        |
| COMMSCOPE          | 576505       | COAX       | -41          | -020        | 0.272       | 0.040     | 75        |
| COMMSCOPE          | 753603       | COAX       | -4           | -009        | 0.150       | 0.022     | 75        |
| COMMSCOPE          | 753604       | COAX       | -4           | -009        | 0.150       | 0.022     | 75        |
| COMMSCOPE          | 753605       | COAX       | -4           | -009        | 0.150       | 0.022     | 75        |
| COMMSCOPE          | 0132K        | COAX       | *            | -024        | 0.242       | 0.040     | 75        |
| COMMSCOPE          | 0132V        | COAX       | *            | -024        | 0.242       | 0.040     | 75        |
| COMMSCOPE          | 0219K        | COAX       | -1           | -012        | 0.200       | 0.036     | 50        |
| COMMSCOPE          | 0247K        | COAX       | -41          | -020        | 0.268       | 0.040     | 75        |
| COMMSCOPE          | 0247V        | COAX       | -41          | -020        | 0.268       | 0.040     | 75        |
| COMMSCOPE          | 0359K        | COAX       | *            | -024        | 0.241       | 0.041     | 75        |
| COMMSCOPE          | 0359K        | COAX       | *            | -024        | 0.241       | 0.041     | 75        |
| COMMSCOPE          | 2022K        | COAX       | -2           | -023        | 0.239       | 0.032     | 75        |
| COMMSCOPE          | 2022V        | COAX       | -2           | -23         | 0.239       | 0.032     | 75        |
| COMMSCOPE          | 2068K        | COAX       | -63          | -025        | 0.219       | 0.032     | _         |
| COMMSCOPE          | 2100K        | COAX       | -21          | *           | 0.169       | 0.032     | 50        |
| COMMSCOPE          | 2100V        | COAX       | -21          | *           | 0.169       | 0.032     | 53        |
| COMMSCOPE          | 2125K        | COAX       | -1           | -012        | 0.200       | 0.036     | 50        |
| COMMSCOPE          | 2227K        | COAX       | -41          | -020        | 0.264       | 0.040     | 75        |
| COMMSCOPE          | 2227V        | COAX       | -41          | *           | 0.264       | 0.040     | 75        |
| COMMSCOPE          | 2229V        | COAX       | -41          | -020        | 0.268       | 0.040     | 75        |
| COMMSCOPE          | 2274V        | COAX       | *            | -024        | 0.241       | 0.040     | 75        |
| COMMSCOPE          | 2275K        | COAX       | *            | -024        | 0.241       | 0.040     | 75        |
| COMMSCOPE          | 2275V        | COAX       | *            | -024        | 0.241       | 0.040     | 75        |
| COMMSCOPE          | 2276V        | COAX       | *            | -024        | 0.241       | 0.040     | 75        |
| COMMSCOPE          | 2278K        | COAX       | *            | -024        | 0.242       | 0.040     | 75        |
| COMMSCOPE          | 2291K        | TWINAX     | -25          | _           | 0.260       | 0.039     | 100       |
| COMMSCOPE          | 2525K        | COAX       | *            | -016        | 0.290       | 0.031     | 75        |
| COMMSCOPE          | 2527K        | COAX       | -41          | *           | 0.279       | 0.032     | 75        |
| COMMSCOPE          | 425-0256     | COAX       | _            | -025        | 0.240       | 0.033     | 75        |
| COMMSCOPE          | 5060F        | COAX       | -6           | *           | 0.308       | 0.040     | 75        |
| COMMSCOPE          | 5060R        | COAX       | -6           | *           | 0.308       | 0.040     | 75        |
| COMMSCOPE          | 5550M        | COAX       | -2           | -013A       | 0.242       | 0.030     | 75        |
| COMMSCOPE          | 5568M        | COAX       | *            | -025        | 0.240       | 0.033     | _         |
| COMMSCOPE          | 5726R        | COAX       | -41          | -020        | 0.276       | 0.041     | 75        |

Note: \* = Special contact customer service  
For a complete listing please refer to the online catalog.

| CABLE MANUFACTURER  | CABLE NUMBER       | CABLE TYPE | WRENCH STYLE | CRIMP STYLE | JACKET SIZE | CONDUCTOR | IMPEDANCE |
|---------------------|--------------------|------------|--------------|-------------|-------------|-----------|-----------|
| COMMSCOPE           | 5740F              | COAX       | -6           | *           | 0.308       | 0.038     | 75        |
| COMMSCOPE           | 5740H1             | COAX       | -6           | *           | 0.308       | 0.040     | 75        |
| COMMSCOPE           | 5740R              | COAX       | -6           | *           | 0.308       | 0.040     | 75        |
| COMMSCOPE           | 5913R              | COAX       | -6A          | _           | 0.415       | 0.064     | 75        |
| COMMSCOPE           | 5916R              | COAX       | -6A          | TOO LARGE   | 0.415       | 0.064     | 75        |
| COMMSCOPE           | 720T1              | COAX       | -22          | -009        | 0.155       | 0.020     | 75        |
| COMMSCOPE           | 720T2              | COAX       | -22          | -009        | 0.155       | 0.020     | 75        |
| COMMSCOPE           | 734C()             | COAX       | -63          | -025        | 0.236       | 0.032     | 75        |
| COMMSCOPE           | 734C1H             | COAX       | -63          | -025        | 0.236       | 0.032     | 75        |
| COMMSCOPE           | 734C1P             | COAX       | -63          | *           | 0.219       | 0.032     | 75        |
| COMMSCOPE           | 734S()             | COAX       | -63          | -025        | 0.236       | 0.032     | 75        |
| COMMSCOPE           | 734S1H             | COAX       | -63          | -025        | 0.236       | 0.032     | 75        |
| COMMSCOPE           | 734ST              | COAX       | -63          | -025        | 0.236       | 0.032     | 75        |
| COMMSCOPE           | 734STH             | COAX       | -63          | -025        | 0.236       | 0.032     | 75        |
| COMMSCOPE           | 735(#)             | COAX       | *            | -026        | 0.130       | 0.016     | 75        |
| COMMSCOPE           | 735()H             | COAX       | *            | -026        | 0.129       | 0.016     | 75        |
| COMMSCOPE           | 735()P             | COAX       | *            | -026        | 0.127       | 0.016     | 75        |
| COMMSCOPE           | 73501B             | COAX       | _            | -026        | 0.137       | 0.016     | 75        |
| COMMSCOPE           | 73501H             | COAX       | *            | -026        | 0.127       | 0.016     | 75        |
| COMMSCOPE           | 73502H             | COAX       | *            | -026        | 0.127       | 0.016     | 75        |
| COMMSCOPE           | 735T()H            | COAX       | *            | -026        | 0.129       | 0.016     | 75        |
| COMMSCOPE           | 735T2              | COAX       | *            | -026        | 0.126       | 0.016     | 75        |
| COMMSCOPE           | F1160BV            | COAX       | -6A          | *           | 0.395       | 0.064     | 75        |
| COMMSCOPE           | F1160BVW           | COAX       | -6A          | *           | 0.395       | 0.064     | 75        |
| COMMSCOPE           | F11SSEF            | COAX       | -6A          | _           | 0.405       | 0.064     | 75        |
| COMMSCOPE           | F11SSW             | COAX       | -6A          | TOO LARGE   | 0.395       | 0.064     | _         |
| COMMSCOPE           | F5967BVM           | COAX       | -2           | -014        | 0.240       | 0.032     | 75        |
| COMMSCOPE           | F5967BVW           | COAX       | -2           | -014        | 0.240       | 0.032     | 75        |
| COMMSCOPE           | F660BW             | COAX       | -41          | -020        | 0.272       | 0.040     | 75        |
| COMMSCOPE           | F6SSEF             | COAX       | -6           | *           | 0.300       | 0.040     | 75        |
| COMMSCOPE           | F6SSVM-APDI-22-APD | COAX       | _            | -020        | 0.281       | 0.040     | 75        |
| COMMSCOPE           | OP73801DB          | COAX       | -6           | *           | 0.290       | 0.040     | 75        |
| COMMSCOPE           | VDM230             | COAX       | _            | -009        | 0.171       | 0.023     | 75        |
| COMMSCOPE           | WBC-300(R)         | COAX       | -6           | *           | 0.070       | 0.070     | 50        |
| COMMSCOPE           | 5726               | COAX       | -41          | -020        | 0.272       | 0.040     | 74        |
| COMPOSITE VIDEO     | VA-2/2             | COAX       | _            | -009        | _           | _         | 75        |
| COMPREHENSIVE VIDEO | CVC-59STXF         | COAX       | -2           | -023        | 0.236       | 0.031     | 75        |
| CONSOLIDATED        | 4459               | COAX       | -5           | -003        | 0.105       | 0.019     | 50        |
| CONSOLIDATED        | 4462               | TRIAx      | *            | _           | 0.485       | 0.091     | 50        |
| DRAKA               | 0.6/3.7            | COAX       | _            | -022        | 0.237       | 0.024     | 75        |
| DRAKA               | IMAGE720           | COAX       | _            | -019        | 0.232       | 0.031     | 75        |
| DRAKA-HELEX         | 32448A             | COAX       | _            | -030        | _           | _         | 75        |
| DRAKE               | IMAGE1000          | COAX       | _            | -020        | 0.268       | 0.039     | 75        |
| ESSEX               | 1000               | COAX       | -6A          | _           | 0.405       | 0.085     | _         |
| ESSEX               | 21-004             | COAX       | -6A          | _           | 0.405       | 0.085     | _         |
| ESSEX               | 21-025             | COAX       | -2           | _           | 0.242       | 0.025     | _         |
| ESSEX               | 21-204             | TRIAx      | -42          | _           | 0.285       | 0.036     | _         |
| ESSEX               | 21-529             | TRIAx      | -14          | _           | 0.460       | 0.049     | _         |
| ESSEX               | 21-537             | COAX       | -1           | -011        | 0.195       | 0.036     | _         |
| ESSEX               | 21-541             | COAX       | -2           | -013        | 0.242       | 0.025     | _         |
| ESSEX               | 21-583             | TRIAx      | -15          | TOO LARGE   | 0.490       | 0.085     | 53        |
| ESSEX               | 21-597             | COAX       | -22          | -009        | 0.150       | 0.017     | _         |
| ESSEX               | 21-780             | COAX       | -6B          | _           | 0.420       | 0.087     | _         |
| ESSEX               | 21-795             | COAX       | -2           | _           | 0.242       | 0.023     | _         |

Note: \* = Special contact customer service  
For a complete listing please refer to the online catalog.

# Cable Group Table

| CABLE MANUFACTURER | CABLE NUMBER | CABLE TYPE | WRENCH STYLE | CRIMP STYLE | JACKET SIZE | CONDUCTOR | IMPEDANCE |
|--------------------|--------------|------------|--------------|-------------|-------------|-----------|-----------|
| ESSEX              | 421-098      | COAX       | -22          | -008        | 0.145       | 0.012     | —         |
| ESSEX              | 421-111      | COAX       | -22          | -008        | 0.155       | 0.012     | —         |
| ESSEX              | 421-176      | COAX       | -1           | —           | 0.195       | 0.039     | —         |
| ESSEX              | 621-100      | COAX       | -6A          | —           | 0.405       | 0.064     | —         |
| ESSEX              | 621-106      | TRIAx      | -7           | —           | 0.242       | 0.025     | —         |
| ESSEX              | 621-243      | COAX       | -41          | —           | 0.270       | 0.040     | —         |
| ESSEX              | 621-284      | COAX       | -41          | —           | 0.270       | 0.040     | —         |
| ESSEX              | 621-715      | COAX       | -1           | *           | 0.195       | 0.025     | —         |
| FILOTEX            | 63247        | TWINAX     | —            | -212        | 0.179       | 0.025     | —         |
| FILOTEX            | 96770        | TWINAX     | -47          | —           | 0.142       | 0.024     | —         |
| FILOTEX            | 374693       | COAX       | -22          | -009        | 0.149       | 0.020     | —         |
| FILOTEX            | ET39110ED2   | TRIAx      | -15          | TOO LARGE   | 0.490       | 0.064     | —         |
| FILOTEX            | L910/39      | COAX       | -22          | -009        | 0.155       | 0.020     | —         |
| FILOTEX            | L910-42      | COAX       | -22          | -009        | 0.155       | 0.020     | —         |
| FILOTEX            | SP714        | TRIAx      | -23          | —           | 0.138       | 0.012     | 75        |
| GEPCO              | 7174         | COAX       | -5           | -003        | 0.101       | 0.019     | 50        |
| GEPCO              | 7537         | COAX       | -4           | -009        | 0.160       | 0.023     | 75        |
| GEPCO              | 7538         | COAX       | -37          | -009        | 0.159       | 0.023     | 75        |
| GEPCO              | LVT61811     | TRIAx      | -15          | TOO LARGE   | 0.516       | 0.068     | 75        |
| GEPCO              | RGB6000      | COAX       | -6           | -016        | 0.304       | 0.032     | 75        |
| GEPCO              | RGB809       | COAX       | -22          | -009        | 0.150       | 0.021     | 75        |
| GEPCO              | RGBS809      | COAX       | -22          | -009        | 0.150       | 0.021     | 75        |
| GEPCO              | RGBSC809     | COAX       | -22          | -009        | 0.150       | 0.021     | 75        |
| GEPCO              | V61859M      | COAX       | -2           | —           | 0.242       | 0.030     | 75        |
| GEPCO              | V618J59      | COAX       | -2           | -013        | 0.242       | 0.023     | 75        |
| GEPCO              | V618M59      | COAX       | -2           | -013        | 0.242       | 0.023     | 75        |
| GEPCO              | VDFM809      | COAX       | -22          | -009        | 0.150       | 0.021     | 75        |
| GEPCO              | VE61859      | COAX       | -2           | -013A       | 0.242       | 0.030     | 75        |
| GEPCO              | VE61859M     | COAX       | -2           | -013A       | 0.242       | 0.030     | 75        |
| GEPCO              | VFM809       | COAX       | -22          | -009        | 0.150       | 0.022     | 75        |
| GEPCO              | VP6000       | COAX       | -6           | -016        | 0.304       | 0.032     | 75        |
| GEPCO              | VP618PE/AP   | COAX       | -6           | -016        | 0.304       | 0.032     | 75        |
| GEPCO              | VP618PE01    | COAX       | -6           | -016        | 0.304       | 0.031     | 75        |
| GEPCO              | VP618PVC     | COAX       | -6           | -016        | 0.304       | 0.032     | 75        |
| GEPCO              | VP618TK      | COAX       | -41          | *           | 0.276       | 0.032     | 75        |
| GEPCO              | VPM1000      | COAX       | -2           | -013        | 0.242       | 0.023     | 75        |
| GEPCO              | VPM2000      | COAX       | -2           | -014        | 0.242       | 0.032     | 75        |
| GEPCO              | VPM618       | COAX       | -2A          | -022        | 0.220       | 0.027     | 75        |
| GEPCO              | VS102000     | COAX       | -2           | -014        | 0.243       | 0.032     | 75        |
| GEPCO              | VSD2001      | COAX       | -41          | -020        | 0.273       | 0.040     | 75        |
| GEPCO              | VSM618       | COAX       | -22          | -009        | 0.150       | 0.017     | 75        |
| GEPCO              | VT61811      | TRIAx      | -14          | TOO LARGE   | 0.474       | 0.065     | 75        |
| GORE               | 03352/CX     | TRIAx      | —            | -303        | 0.150       | 0.012     | —         |
| GORE               | C06C032      | COAX       | -5A          | -001        | 0.075       | 0.019     | —         |
| GORE               | CXA-8220     | TRIAx      | -60          | -305        | 0.187       | 0.025     | —         |
| GORE               | CXN-1352B    | COAX       | -44          | *           | 0.078       | 0.016     | —         |
| GORE               | CXN-1362     | COAX       | -36          | —           | 0.101       | 0.031     | —         |
| GORE               | CXN-1388     | COAX       | -5           | -003        | 0.110       | 0.020     | —         |
| GORE               | CXN-1456     | COAX       | -44          | —           | 0.74        | 0.019     | —         |
| GORE               | CXN-1722     | COAX       | -86          | *           | 0.086       | 0.012     | —         |
| GORE               | CXN-1939     | COAX       | -44          | *           | 0.78        | 0.010     | 93        |
| GORE               | CXN-2223     | TWINAX     | -24          | —           | 0.141       | 0.025     | —         |
| GORE               | CXN-2268     | TWINAX     | —            | -204        | 0.135       | 0.025     | —         |
| GORE               | CXN-2363     | TWINAX     | —            | -221        | 0.166       | 0.025     | —         |

Note: \* = Special contact customer service  
For a complete listing please refer to the online catalog.



| CABLE MANUFACTURER | CABLE NUMBER        | CABLE TYPE | WRENCH STYLE | CRIMP STYLE | JACKET SIZE | CONDUCTOR | IMPEDANCE |
|--------------------|---------------------|------------|--------------|-------------|-------------|-----------|-----------|
| GORE               | CXN-2702            | TWINAX     | —            | -221        | 0.166       | 0.025     | 100       |
| GORE               | CXN-3101            | COAX       | -5           | -004        | 0.93        | 0.012     | 75        |
| GORE               | CXN-3162            | TWINAX     | *            | -223        | 0.112       | 0.021     | 100       |
| GORE               | CXN-3194            | TWINAX     | —            | -204        | 0.138       | 0.024     | 80        |
| GORE               | CXN3268             | TRIAx      | -27 (150)    | —           | 0.100       | 0.012     | 50        |
| GORE               | DXSN-1747           | COAX       | -44          | -001        | 0.080       | 0.011     | —         |
| GORE               | DXSN-1888           | TWINAX     | —            | -203        | 0.148       | 0.015     | 150       |
| GORE               | DXSN1892            | COAX       | -36          | *           | 0.103       | 0.018     | —         |
| GORE               | GBL-075-024         | TWINAX     | -29          | -204        | 0.132       | 0.025     | —         |
| GORE               | GCX-075-26-REV A    | COAX       | -36          | *           | 0.099       | 0.019     | —         |
| GORE               | GSC 03-2236-00      | COAX       | —            | -004        | 0.092       | 0.012     | 75        |
| GORE               | GSC-01-81457-00     | TWINAX     | -27          | -209        | 0.118       | 0.016     | 120       |
| GORE               | GSC-05-80583-00     | TWINAX     | —            | -202        | 0.145       | 0.021     | —         |
| GORE               | GSC-12-1381-01      | TWINAX     | -45          | —           | 0.160       | 0.024     | —         |
| GRUMMAN            | GC875ACH1           | TWINAX     | *            | -224        | 0.190       | 0.024     | 98        |
| GRUMMAN            | GC875GBI            | TRIAx      | -57          | -302        | 0.164       | 0.033     | —         |
| GRUMMAN            | GC875GC1            | TRIAx      | -56          | -301        | 0.164       | 0.012     | —         |
| GRUMMAN            | GC875GP1            | COAX       | -31          | -006        | 0.128       | 0.020     | —         |
| GRUMMAN            | GC875LNI            | TWINAX     | 59           | —           | 0.167       | 0.020     | —         |
| GRUMMAN            | GC875PD1            | COAX       | -5A          | —           | 0.063       | 0.012     | —         |
| GRUMMAN            | GC875RM1            | TWINAX     | -45          | -204        | 0.144       | 0.025     | —         |
| GRUMMAN            | GC875RR1            | QUADRAX    | -33          | -220        | 0.179       | 0.025     | —         |
| GRUMMAN            | GC875TM24H          | TRIAx      | -58          | -221        | 0.160       | 0.025     | —         |
| GRUMMAN            | GC875TMH            | TWINAX     | -45          | -204        | 0.146       | 0.025     | —         |
| H.P.               | TXA114-P            | TRIAx      | *            | *           | 0.217       | 0.021     | —         |
| HEWLETT PACKARD    | 8120-0049           | COAX       | -4           | -008        | 0.155       | 0.010     | —         |
| HEWLETT PACKARD    | 8120-0552-1         | COAX       | -5B          | *           | 0.110       | 0.015     | 50        |
| HEWLETT PACKARD    | 8120-0789           | COAX       | -5B          | —           | 0.110       | 0.015     | —         |
| HEWLETT PACKARD    | 8120-1105           | COAX       | -5B          | -002        | 0.110       | 0.015     | —         |
| HEWLETT PACKARD    | 8120-1289           | COAX       | -2B          | -015        | 0.255       | 0.025     | —         |
| HEWLETT PACKARD    | 8120-4461           | COAX       | -5           | -003        | 0.093       | 0.018     | 50        |
| HEWLETT PACKARD    | 8120-9026           | COAX       | -5B          | —           | 0.110       | 0.015     | —         |
| HEWLETT PACKARD    | A-8120-9077-1       | COAX       | -5           | *           | 0.110       | 0.015     | —         |
| HITACHI            | HCM-39441/1         | COAX       | *            | -027        | 0.128       | 0.016     | 75        |
| HITACHI            | HCM-9441/12         | COAX       | *            | -026        | 0.133       | 0.016     | 75        |
| HITEMP             | 117P80660           | COAX       | -50          | —           | 0.375       | 0.086     | —         |
| HITEMP             | RD1152              | COAX       | *            | -026        | 0.132       | 0.016     | 75        |
| HITEMP             | RD1152-2            | COAX       | -22          | *           | 0.143       | 0.016     | 75        |
| JUDD               | 740                 | COAX       | —            | -004        | 0.080       | 0.010     | 75        |
| JUDD               | 735S01              | COAX       | *            | -026        | 0.134       | 0.018     | 75        |
| JUDD               | C1401053            | COAX       | -63          | -025        | 0.232       | 0.031     | 75        |
| JUDD               | C1401064            | COAX       | *            | -026        | 0.132       | 0.016     | 75        |
| JUDD               | C1401741            | COAX       | —            | -004        | 0.099       | 0.010     | 75        |
| JUDD WIRE INC      | SS502401            | COAX       | -5           | -003        | —           | —         | —         |
| KEITHLEY           | SC-22               | TRIAx      | -23          | *           | 0.145       | 0.024     | 40        |
| KEITHLEY           | SC-9                | COAX       | -1           | -021        | 0.195       | 0.035     | 50        |
| LUCENT             | 407529262           | COAX       | -5           | -004        | 0.106       | 0.010     | 75        |
| LUCENT             | 848068607           | COAX       | -37          | *           | 0.166       | 0.016     | 75        |
| LUCENT             | 106 309 206 (2734A) | COAX       | —            | -025        | 0.225       | 0.031     | 75        |
| LUCENT             | 1928 001A 1C/36     | COAX       | *            | -026        | 0.133       | 0.015     | 75        |
| LUCENT             | 735C                | COAX       | *            | -026        | 0.139       | 0.016     | 75        |
| LUCENT             | KS23918 L2          | COAX       | —            | -004        | 0.089       | 0.013     | 75        |
| LUCENT             | WP91681 L2          | COAX       | —            | -004        | 0.089       | 0.013     | 75        |
| M/A-COM            | 2250-E82832         | COAX       | -53          | -022        | —           | —         | —         |

Note: \* = Special contact customer service  
For a complete listing please refer to the online catalog.

# Cable Group Table

| CABLE MANUFACTURER | CABLE NUMBER  | CABLE TYPE | WRENCH STYLE | CRIMP STYLE | JACKET SIZE | CONDUCTOR | IMPEDANCE |
|--------------------|---------------|------------|--------------|-------------|-------------|-----------|-----------|
| MADISON            | 022H22BZID    | TWINAX     | -9           | _           | 0.250       | 0.038     | 100       |
| MADISON            | 12CFE00002    | COAX       | _            | -009        | 0.158       | 0.020     | 75        |
| MADISON            | 12EEK00001    | COAX       | _            | -026        | 0.132       | 0.016     | 75        |
| MADISON CABLE CORP | 6096          | COAX       | -21          | *           | 0.158       | 0.037     | _         |
| MICRODOT           | 202-3927-0000 | TWINAX     | -27          | -208        | 0.110       | 0.011     | 117       |
| MICRODOT           | 202-3934-0000 | TWINAX     | -24          | -211        | 0.145       | 0.013     | 160       |
| MICRODOT           | 202-3942-0000 | TWINAX     | -27          | -209        | 0.207       | 0.025     | 110       |
| MICRODOT           | 202-4547      | TWINAX     | -24          | -211        | 0.098       | 0.020     | 160       |
| MICRODOT           | 250-3833-0000 | TRIAx      | *            | -303        | 0.270       | 0.030     | _         |
| MICRODOT           | 250-3834-0000 | COAX       | -5A          | -001        | 0.400       | 0.095     | 50        |
| MICRODOT           | 250-3902-0000 | COAX       | -5A          | -001        | 0.141       | 0.036     | 50        |
| MICRODOT           | 250-3908-0000 | COAX       | -5A          | -001        | 0.128       | 0.012     | 50        |
| MICRODOT           | 250-3909-0000 | COAX       | -44          | *           | 0.087       | 0.021     | 50        |
| MICRODOT           | 250-3920-0000 | COAX       | -5A          | -001        | 0.087       | 0.021     | 50        |
| MICRODOT           | 250-3967-0000 | COAX       | -5           | -003        | 0.087       | 0.021     | 50        |
| MICRODOT           | 250-4021-0000 | COAX       | -31          | *           | 0.245       | 0.035     | 50        |
| MICRODOT           | 250-4044-0000 | TRIAx      | -43          | _           | 0.245       | 0.033     | 50        |
| MICRODOT           | 250-4045-0000 | TRIAx      | -43          | -302        | 0.500       | 0.089     | 50        |
| MICRODOT           | 250-4070-0000 | TRIAx      | -56          | -302        | 0.500       | 0.081     | 50        |
| MICRODOT           | 250-4172-0000 | COAX       | *            | _           | 0.500       | 0.089     | 50        |
| MICRODOT           | 250-4180-0000 | COAX       | -5           | -003        | 0.500       | 0.081     | 50        |
| MICRODOT           | 250-4804-0000 | TRIAx      | -32          | -203        | 0.105       | 0.012     | 50        |
| MICRODOT           | 250-4816-0009 | TRIAx      | -27          | _           | 0.145       | 0.013     | 50        |
| MICRODOT           | 275-3930-000  | TRIAx      | _            | _           | 0.102       | 0.021     | 75        |
| MICRODOT           | 275-3933-0000 | COAX       | -4           | -009        | 0.120       | 0.021     | 75        |
| MICRODOT           | 275-3991      | COAX       | -36          | *           | 0.200       | 0.038     | 75        |
| MICRODOT           | 293-3902      | COAX       | *            | -026        | 0.160       | 0.031     | 93        |
| MICRODOT           | 293-3922-0000 | TRIAx      | -60          | -305        | 0.200       | 0.039     | 93        |
| MICRODOT           | 293-3930-0000 | TRIAx      | -43          | _           | 0.336       | 0.057     | 100       |
| MICRODOT           | 293-3968-0000 | COAX       | -22          | -008        | 0.412       | 0.090     | 93        |
| MICRODOT           | 295-3801-0000 | COAX       | -22          | -008        | 0.432       | 0.090     | 95        |
| MICRODOT           | 295-3802-0000 | COAX       | -22          | *           | 0.432       | 0.090     | 95        |
| MICRODOT           | 295-3950-0000 | TRIAx      | -43          | _           | 0.216       | 0.036     | 95        |
| MICRODOT           | 295-3952-0000 | TRIAx      | -43          | _           | 0.075       | 0.013     | 95        |
| MICRODOT           | 295-3992-000  | COAX       | -36          | -007        | 0.288       | 0.060     | 95        |
| MICRODOT           | 295-3993-0000 | TRIAx      | -64          | -303        | 0.102       | 0.021     | 95        |
| MILESTEK           | 30-01010      | COAX       | -2           | -013        | 0.195       | 0.013     | 75        |
| MIL-SPEC           | 2C2219EXJ     | TWINAX     | -47          | -206        | 0.336       | 0.029     | _         |
| MIL-SPEC           | M17/015-RG022 | TWINAX     | -10          | _           | 0.475       | 0.048     | 95        |
| MIL-SPEC           | M17/094-RG179 | COAX       | -5           | -004        | 0.105       | 0.013     | 75        |
| MIL-SPEC           | M17/095-RG180 | COAX       | -22          | -008        | 0.145       | 0.013     | 95        |
| MIL-SPEC           | M17/113-RG316 | COAX       | -5           | -003        | 0.098       | 0.020     | 50        |
| MIL-SPEC           | M17/130-RG402 | COAX       | -141         |             | 0.141       | 0.036     | 50        |
| MIL-SPEC           | M17/133-00002 | COAX       | -86          | *           | 0.087       | 0.021     | 50        |
| MIL-SPEC           | M17/133-RG405 | COAX       | -86          | *           | 0.087       | 0.021     | 50        |
| MIL-SPEC           | M17/134-00001 | TRIAx      | -7           | -306        | 0.245       | 0.035     | 50        |
| MIL-SPEC           | M17/134-00002 | TRIAx      | -7           | -306        | 0.245       | 0.033     | 50        |
| MIL-SPEC           | M17/135-00001 | TRIAx      | -14A         | TOO LARGE   | 0.500       | 0.089     | 50        |
| MIL-SPEC           | M17/135-00003 | TRIAx      | -14A         | _           | 0.500       | 0.081     | 50        |
| MIL-SPEC           | M17/135-00004 | TRIAx      | -14A         | TOO LARGE   | 0.500       | 0.089     | 50        |
| MIL-SPEC           | M17/135-00005 | TRIAx      | -14A         | TOO LARGE   | 0.500       | 0.081     | 50        |
| MIL-SPEC           | M17/135-00006 | TRIAx      | -14A         | TOO LARGE   | 0.500       | 0.081     | 50        |
| MIL-SPEC           | M17/136-00001 | COAX       | -5           | -004        | 0.105       | 0.012     | 75        |
| MIL-SPEC           | M17/137-00001 | COAX       | -22          | -008        | 0.145       | 0.013     | 95        |
| MIL-SPEC           | M17/138-00001 | COAX       | -5           | -003        | 0.102       | 0.021     | 50        |
| MIL-SPEC           | M17/152-00001 | COAX       | -5           | -006        | 0.120       | 0.021     | 50        |

Note: \* = Special contact customer service  
For a complete listing please refer to the online catalog.

| CABLE MANUFACTURER | CABLE NUMBER    | CABLE TYPE | WRENCH STYLE | CRIMP STYLE | JACKET SIZE | CONDUCTOR | IMPEDANCE |
|--------------------|-----------------|------------|--------------|-------------|-------------|-----------|-----------|
| MIL-SPEC           | M17/155-00001   | COAX       | -1           | -011        | 0.200       | 0.038     | 50        |
| MIL-SPEC           | M17/157-00001   | COAX       | -4           | -010        | 0.160       | 0.031     | 50        |
| MIL-SPEC           | M17/158-00001   | COAX       | -1           | -012        | 0.200       | 0.039     | 50        |
| MIL-SPEC           | M17/162-00001   | COAX       | -6E          | _           | 0.336       | 0.057     | 50        |
| MIL-SPEC           | M17/163-00001   | COAX       | -6A          | _           | 0.412       | 0.090     | 50        |
| MIL-SPEC           | M17/164-00001   | COAX       | -6B          | _           | 0.432       | 0.090     | 50        |
| MIL-SPEC           | M17/164-00002   | COAX       | -6B          | _           | 0.432       | 0.090     | 50        |
| MIL-SPEC           | M17/167-00001   | COAX       | -3           | -012        | 0.216       | 0.036     | 50        |
| MIL-SPEC           | M17/169-00001   | COAX       | -5A          | -001        | 0.075       | 0.013     | 50        |
| MIL-SPEC           | M17/170-00001   | COAX       | -21          | -011        | 0.175       | 0.038     | 50        |
| MIL-SPEC           | M17/171-00001   | COAX       | -41          | _           | 0.288       | 0.060     | 50        |
| MIL-SPEC           | M17/172-00001   | COAX       | -5           | -003        | 0.102       | 0.021     | 50        |
| MIL-SPEC           | M17/173-00001   | COAX       | -5           | -003        | 0.100       | 0.019     | 50        |
| MIL-SPEC           | M17/174-00001   | COAX       | -6A          | _           | 0.400       | 0.090     | 50        |
| MIL-SPEC           | M17/175-00001   | COAX       | -1           | -012        | 0.200       | 0.039     | 50        |
| MIL-SPEC           | M17/176-00002   | TWINAX     | -47          | -201        | 0.134       | 0.024     | 77        |
| MIL-SPEC           | M17/177-00001   | TRIAx      | -60          | -305        | 0.189       | 0.013     | 95        |
| MIL-SPEC           | M17/179-00001   | TRIAx      | *            | -305        | 0.195       | 0.013     | 75        |
| MIL-SPEC           | M17/180-00001   | COAX       | -6E          | -017        | 0.336       | 0.029     | 75        |
| MIL-SPEC           | M17/181-00001   | COAX       | -6A          | _           | 0.412       | 0.050     | 75.E      |
| MIL-SPEC           | M17/184-00001   | COAX       | -2           | -013        | 0.246       | 0.024     | 75        |
| MIL-SPEC           | M17/186-00001   | TWINAX     | -9 ***       | -213        | 0.245       | 0.040     | 78        |
| MIL-SPEC           | M17/187-00001   | COAX       | -4           | *           | 0.160       | 0.031     | 50        |
| MIL-SPEC           | M17/189-00001   | COAX       | -6A          | _           | 0.412       | 0.090     | 50        |
| MIL-SPEC           | M17/190-00001   | COAX       | -6B          | TOO LARGE   | 0.432       | 0.089     | 50        |
| MIL-SPEC           | M17/196-00001   | COAX       | -5           | *           | 0.115       | 0.019     | 50        |
| MIL-SPEC           | M17/200-00001   | COAX       | -3           | -012        | 0.216       | 0.036     | 50        |
| MIL-SPEC           | M17/29-RG59     | COAX       | -2           | -013        | 0.245       | 0.023     | 75        |
| MIL-SPEC           | M17/2-RG6       | COAX       | -6E          | -017        | 0.336       | 0.029     | 75        |
| MIL-SPEC           | M17/30-RG062    | COAX       | -2B          | -013        | 0.250       | 0.025     | 93        |
| MIL-SPEC           | M17/31-RG63     | COAX       | -6A          | _           | 0.415       | 0.026     | 125       |
| MIL-SPEC           | M17/45-RG108    | TWINAX     | -9           | -213        | 0.235       | 0.038     | 78        |
| MIL-SPEC           | M17/47-RG114    | COAX       | -6A          | _           | 0.415       | 0.08      | 185       |
| MIL-SPEC           | M17/60-RG142    | COAX       | -1           | -012        | 0.200       | 0.040     | 50        |
| MIL-SPEC           | M17/62-RG144    | COAX       | -6B          | TOO LARGE   | 0.412       | 0.0525    | 75        |
| MIL-SPEC           | M17/6-RG11      | COAX       | -6A          | -053        | 0.412       | 0.050     | 75        |
| MIL-SPEC           | M17/77-RG216    | COAX       | -6B          | _           | 0.432       | 0.050     | 75        |
| MIL-SPEC           | M17/84-RG223    | COAX       | -3           | -012        | 0.216       | 0.035     | 50        |
| MIL-SPEC           | M17/86-00001    | COAX       | -6B          | _           | 0.440       | 0.094     | 50        |
| MIL-SPEC           | M17/90-RG71     | COAX       | -2B          | -015A       | 0.250       | 0.025     | 93        |
| MIL-SPEC           | M17/97-RG210    | COAX       | -2B          | -013B       | 0.250       | 0.026     | 93        |
| MIL-SPEC           | M27500-22TE2T14 | TWINAX     | -45          | -210        | 0.137       | 0.032     | _         |
| MIL-SPEC           | M27500-22TN2N06 | TWINAX     | -29          | -201        | 0.134       | 0.029     | _         |
| MIL-SPEC           | M27500-24S82T23 | TWINAX     | _            | -208        | 0.101       | 0.021     | 78        |
| MONTROSE           | 9835-735        | COAX       | *            | -026        | 0.135       | 0.015     | 75        |
| MONTROSE           | CDT 735A        | COAX       | _            | -026        | 0.129       | 0.016     | 75        |
| MONTROSE           | IFX4385         | COAX       | _            | -004        | 0.100       | 0.013     | 75        |
| MONTROSE/CDT       | CBL 1225        | TWINAX     | _            | -225        | 0.200       | 0.022     | 124       |
| MONTROSE/CDT       | CBL 1233        | COAX       | -2A          | -025        | 0.225       | 0.033     | 75        |
| MONTROSE/CDT       | CBL 1235        | COAX       | -2A          | -025        | 0.235       | 0.031     | 75        |
| MONTROSE/CDT       | CBL 1288-()     | COAX       | _            | -026        | 0.129       | 0.016     | 75        |
| MONTROSE/CDT       | CBL 2108        | COAX       | -2A          | -025        | 0.235       | 0.031     | 75        |

Note: \* = Special contact customer service  
 For a complete listing please refer to the online catalog.

# Cable Group Table

| CABLE MANUFACTURER    | CABLE NUMBER       | CABLE TYPE | WRENCH STYLE | CRIMP STYLE | JACKET SIZE | CONDUCTOR | IMPEDANCE |
|-----------------------|--------------------|------------|--------------|-------------|-------------|-----------|-----------|
| MONTROSE/CDT          | CBL 2109           | COAX       | -2A          | -025        | 0.241       | 0.034     | 75        |
| MONTROSE/CDT          | CBL 2721           | TRIAX      | -7           | -306        | 0.250       | 0.037     | 50        |
| MONTROSE/CDT          | CBL 2726           | COAX       | *            | -026        | 0.133       | 0.016     | 75        |
| MONTROSE/CDT          | CBL 7820           | COAX       | -21          | *           | 0.165       | 0.035     | —         |
| MONTROSE/CDT          | CBL 9835-735       | COAX       | *            | -026        | 0.136       | 0.014     | 75        |
| MONTROSE/CDT          | CBL 9956           | TWINAX     | -56          | *           | 0.170       | 0.037     | 78        |
| MONTROSE/CDT          | CBL3340            | COAX       | —            | -004        | 0.077       | 0.011     | 75        |
| NATIONAL WIRE & CABLE | S10-9723           | TWINAX     | -55          | -214        | 0.226       | 0.021     | —         |
| NAVAIR                | 67A37A130          | COAX       | -4           | *           | 0.140       | 0.031     | —         |
| NAVSEA                | 6322369            | TRIAX      | -60          | —           | 0.188       | 0.029     | 50        |
| NORTHERN TELECOM      | NT-734             | COAX       | —            | -025        | —           | —         | —         |
| NORTHERN TELECOM      | NT-735             | COAX       | *            | -026        | 0.130       | 0.016     | 75        |
| PIC WIRE              | L8620TX            | TRIAX      | -60          | —           | 0.178       | 0.035     | —         |
| PIC WIRE & CABLE      | L2201TX            | TRIAX      | -25A         | -306        | 0.250       | 0.038     | 50        |
| PIC WIRE & CABLE      | S33141             | COAX       | -41          | —           | 0.272       | 0.067     | —         |
| RAYCHEM               | EPD49311Q          | COAX       | -1           | -021        | 0.197       | 0.035     | 50        |
| RAYCHEM               | 10584              | TRIAX      | -24A         | —           | 0.148       | 0.012     | —         |
| RAYCHEM               | 10586              | TRIAX      | -24A         | —           | 0.148       | 0.012     | —         |
| RAYCHEM               | 10595              | TWINAX     | *            | -204        | 0.133       | 0.025     | —         |
| RAYCHEM               | 10599              | TWINAX     | -24          | -210        | 0.145       | 0.031     | —         |
| RAYCHEM               | 10600              | TWINAX     | *            | -213        | 0.216       | 0.032     | —         |
| RAYCHEM               | 10602              | TWINAX     | -45          | -204        | 0.144       | 0.025     | —         |
| RAYCHEM               | 10606              | TWINAX     | *            | -223        | 0.117       | 0.021     | 75        |
| RAYCHEM               | 10612              | TWINAX     | *            | -204        | 0.128       | 0.025     | 77        |
| RAYCHEM               | 10613              | TWINAX     | *            | -222        | 0.154       | 0.025     | 77        |
| RAYCHEM               | 10614              | TWINAX     | -24          | -221        | 0.161       | 0.025     | 77        |
| RAYCHEM               | 0024A0024          | TWINAX     | -24          | -217        | 0.152       | 0.025     | 100       |
| RAYCHEM               | 0528A0424          | TWINAX     | -47          | —           | 0.116       | 0.015     | 105       |
| RAYCHEM               | 10598-30-9X        | TRIAX      | *            | -303        | 0.148       | 0.012     | —         |
| RAYCHEM               | 10612-24-9         | TWINAX     | *            | -204        | 0.132       | 0.027     | 77        |
| RAYCHEM               | 1301-TZD 101 06 UX | TWINAX     | -55          | -204        | 0.217       | 0.024     | —         |
| RAYCHEM               | 2524A0424          | TWINAX     | *            | -212        | 0.172       | 0.025     | 125       |
| RAYCHEM               | 2524E0311-9        | TWINAX     | *            | -224        | 0.201       | 0.025     | 125       |
| RAYCHEM               | 2524F0524          | TWINAX     | *            | -218        | 0.148       | 0.025     | 125       |
| RAYCHEM               | 2524K0524          | TWINAX     | -55          | -224        | 0.194       | 0.025     | 125       |
| RAYCHEM               | 2526D1114          | TWINAX     | *            | -219        | 0.144       | 0.019     | 125       |
| RAYCHEM               | 2526E1114          | TWINAX     | -24          | -219        | 0.147       | 0.019     | 125       |
| RAYCHEM               | 2530A0314          | TWINAX     | -27          | -208        | 0.105       | 0.012     | 125       |
| RAYCHEM               | 2530A1317          | COAX       | -63          | —           | 0.203       | 0.013     | 125       |
| RAYCHEM               | 44M9996-20-2/6-0   | TWINAX     | -24          | *           | 0.157       | 0.039     | —         |
| RAYCHEM               | 5012A3311          | COAX       | -50          | —           | 0.350       | 0.088     | 50        |
| RAYCHEM               | 5012W5812          | TRIAX      | -61          | *           | 0.437       | 0.089     | 50        |
| RAYCHEM               | 5020A1311          | COAX       | -4           | *           | 0.155       | 0.040     | 50        |
| RAYCHEM               | 5020A1811          | COAX       | -21          | *           | 0.165       | 0.039     | 50        |
| RAYCHEM               | 5021D1331          | COAX       | *            | -021        | 0.188       | 0.035     | 50        |
| RAYCHEM               | 5021H5331          | TRIAX      | -25A         | —           | 0.258       | 0.035     | 50        |
| RAYCHEM               | 5022D5112          | TRIAX      | -43          | —           | 0.175       | 0.032     | 50        |
| RAYCHEM               | 5022D5311          | TRIAX      | -43          | —           | 0.175       | 0.032     | 50        |
| RAYCHEM               | 5022E5111          | TRIAX      | -57          | -302        | 0.164       | 0.033     | 50        |
| RAYCHEM               | 5024A1311          | COAX       | -36          | *           | 0.104       | 0.025     | 50        |
| RAYCHEM               | 5024A1661          | TWINAX     | -27          | *           | 0.108       | 0.025     | 50        |
| RAYCHEM               | 5024A3111          | COAX       | -5           | -003        | 0.113       | 0.019     | 50        |
| RAYCHEM               | 5026A1111          | COAX       | -44          | —           | 0.080       | 0.019     | 50        |
| RAYCHEM               | 5026A1614          | COAX       | -44          | —           | 0.080       | 0.019     | 50        |
| RAYCHEM               | 5026A1664          | TWINAX     | -49          | *           | 0.085       | 0.019     | 50        |
| RAYCHEM               | 5026D5314          | TRIAX      | -23          | —           | 0.132       | 0.019     | 50        |

Note: \* = Special contact customer service  
For a complete listing please refer to the online catalog.

| CABLE MANUFACTURER | CABLE NUMBER | CABLE TYPE | WRENCH STYLE | CRIMP STYLE | JACKET SIZE | CONDUCTOR | IMPEDANCE |
|--------------------|--------------|------------|--------------|-------------|-------------|-----------|-----------|
| RAYCHEM            | 5028A2211-9  | COAX       | -44          | _           | _           | 0.013     | 50        |
| RAYCHEM            | 5028A3318    | COAX       | -5B          | -004        | 0.090       | 0.014     | 50        |
| RAYCHEM            | 5030A1114    | COAX       | -5A          | -001        | 0.061       | 0.012     | 50        |
| RAYCHEM            | 5030A1214    | COAX       | -5A          | _           | 0.061       | 0.012     | 50        |
| RAYCHEM            | 5030A1314    | COAX       | -5A          | _           | 0.063       | 0.012     | 50        |
| RAYCHEM            | 5030A1318    | COAX       | -5A          | _           | 0.063       | 0.012     | _         |
| RAYCHEM            | 5030A1411    | COAX       | -5A          | _           | 0.066       | 0.012     | 50        |
| RAYCHEM            | 5030A1511    | COAX       | -5A          | _           | 0.066       | 0.012     | 50        |
| RAYCHEM            | 55A1121-24   | TWINAX     | -27          | -223        | 0.107       | 0.025     | _         |
| RAYCHEM            | 55A1122-26   | TWINAX     | *            | -223        | 0.102       | 0.021     | _         |
| RAYCHEM            | 7028A5518    | TRIAx      | -26          | _           | 0.143       | 0.015     | 70        |
| RAYCHEM            | 7520A1311    | COAX       | -52          | -024        | 0.241       | 0.040     | 75        |
| RAYCHEM            | 7522A1311    | COAX       | _            | -023        | _           | _         | 75        |
| RAYCHEM            | 7522D5311    | TRIAx      | -25A         | _           | 0.269       | 0.031     | 75        |
| RAYCHEM            | 7523D1331    | COAX       | -2           | -013        | 0.246       | 0.023     | 75        |
| RAYCHEM            | 7524A1311    | COAX       | -21          | _           | 0.160       | 0.025     | 75        |
| RAYCHEM            | 7524A1312    | COAX       | -22          | _           | 0.152       | 0.025     | 75        |
| RAYCHEM            | 7524A1811    | COAX       | -37          | _           | 0.152       | 0.025     | 75        |
| RAYCHEM            | 7524D5811    | TRIAx      | _            | -306        | 0.243       | 0.025     | _         |
| RAYCHEM            | 7526A5311    | TRIAx      | -60          | _           | 0.215       | 0.019     | 75        |
| RAYCHEM            | 7526D5318    | TWINAX     | -59          | _           | 0.167       | 0.020     | 75        |
| RAYCHEM            | 7526J1660    | TWINAX     | -47          | _           | 0.115       | 0.019     | 75        |
| RAYCHEM            | 7528A1114    | COAX       | -36          | -004        | 0.100       | 0.015     | 75        |
| RAYCHEM            | 7528A1317    | COAX       | -5           | -004        | 0.102       | 0.015     | 75        |
| RAYCHEM            | 7528A5314    | TRIAx      | -64          | -303        | 0.148       | 0.015     | 75        |
| RAYCHEM            | 7528F5614    | TRIAx      | *            | -303        | 0.141       | 0.015     | 75        |
| RAYCHEM            | 7528G1312-7  | COAX       | -36          | *           | 0.110       | 0.015     | _         |
| RAYCHEM            | 7720C8662    | TWINAX     |              | -213        | _           | 0.020     | 77        |
| RAYCHEM            | 7722C2664    | TWINAX     | -24          | -210        | 0.143       | 0.032     | 77        |
| RAYCHEM            | 7722C3661    | TWINAX     | -24          | *           | 0.178       | 0.032     | 77        |
| RAYCHEM            | 7722C3861    | TWINAX     | *            | -215        | 0.232       | 0.031     | 77        |
| RAYCHEM            | 7724C1664-9  | TWINAX     | *            | -204        | 0.127       | 0.023     | 77        |
| RAYCHEM            | 7724C3864    | TWINAX     | *            | -212        | 0.200       | 0.024     | 77        |
| RAYCHEM            | 7724C8664    | TWINAX     | *            | -221        | 0.155       | 0.025     | _         |
| RAYCHEM            | 7724G3664    | TWINAX     | -45          | -222        | 0.154       | 0.025     | 77        |
| RAYCHEM            | 7724N0664    | TWINAX     | -45          | -204        | 0.144       | 0.025     | 78        |
| RAYCHEM            | 7726D066A    | TWINAX     | -27          | -223        | 0.112       | 0.020     | 77        |
| RAYCHEM            | 7824E0422    | TWINAX     | -29          | -204        | 0.135       | 0.025     | 78        |
| RAYCHEM            | 7826D0130    | TWINAX     | -29          | -206        | 0.120       | 0.025     | 78        |
| RAYCHEM            | 9324D0130    | TWINAX     | *            | 212         | 0.167       | 0.025     | 93        |
| RAYCHEM            | 9528A1317    | COAX       | *            | -026        | 0.137       | 0.015     | 95        |
| RAYCHEM            | 9528A1417    | COAX       | *            | -026        | 0.137       | 0.015     | 95        |
| RAYCHEM            | 9528A1517    | COAX       | *            | -026        | 0.137       | 0.015     | 95        |
| RAYCHEM            | 9528D5114    | TRIAx      | -60          | -305        | 0.177       | 0.015     | 95        |
| RAYCHEM            | 9530A5117    | TRIAx      | -24A         | _           | 0.149       | 0.012     | _         |
| RAYCHEM            | 9530D5117    | TRIAx      | -56          | -301        | 0.164       | 0.013     | 95        |
| RAYCHEM            | 9530D5317    | TRIAx      | -59          | _           | 0.170       | 0.012     | 95        |
| RAYCHEM            | 9530H1118    | COAX       | -36          | _           | 0.108       | 0.013     | 95        |
| RAYCHEM            | 9532A5114    | TRIAx      | -23          | _           | 0.140       | 0.008     | 95        |
| RAYCHEM            | 9532A5314    | TRIAx      | -23          | _           | 0.130       | 0.008     | 95        |
| RAYCHEM            | EPC29116C    | TRIAx      | -32          | -309        | 0.152       | 0.017     | _         |
| RAYCHEM            | EPD 60441    | TRIAx      | -25A         | TOO LARGE   | 0.256       | 0.035     | 50        |

Note: \* = Special contact customer service  
For a complete listing please refer to the online catalog.

# Cable Group Table

| CABLE MANUFACTURER | CABLE NUMBER         | CABLE TYPE | WRENCH STYLE | CRIMP STYLE | JACKET SIZE | CONDUCTOR | IMPEDANCE |
|--------------------|----------------------|------------|--------------|-------------|-------------|-----------|-----------|
| RAYCHEM            | EPD22030E            | TWINAX     | *            | -224        | 0.209       | 0.026     | _         |
| RAYCHEM            | EPD22030F            | TWINAX     | _            | -215        | 0.251       | 0.025     | _         |
| RAYCHEM            | EPD22188B            | TWINAX     | _            | -218        | 0.150       | 0.025     | _         |
| RAYCHEM            | EPD26467Q            | TRIAx      | -23          | -303        | 0.136       | 0.012     | _         |
| RAYCHEM            | EPD27364A            | TWINAX     | -11          | TOO LARGE   | 0.311       | 0.038     | 77        |
| RAYCHEM            | EPD29102A            | COAX       | -2           | -013        | 0.243       | 0.023     | 75        |
| RAYCHEM            | EPD30653Q            | TWINAX     | *            | -217        | 0.150       | 0.025     | _         |
| RAYCHEM            | EPD33017Q            | COAX       | -5           | -003        | 0.106       | 0.020     | _         |
| RAYCHEM            | EPD33698Q            | TRIAx      | -32          | _           | 0.142       | 0.015     | _         |
| RAYCHEM            | EPD33727Q            | TRIAx      | -33          | _           | 0.185       | 0.012     | _         |
| RAYCHEM            | EPD38474Q            | TRIAx      | -13          | TOO LARGE   | 0.330       | 0.022     | _         |
| RAYCHEM            | EPD44692             | TWINAX     | -29          | -217        | 0.146       | 0.025     | 77        |
| RAYCHEM            | EPD46270Q            | TRIAx      | -9           | -306        | 0.260       | 0.037     | _         |
| RAYCHEM            | EPD49317Q            | COAX       | -63          | _           | 0.228       | 0.025     | 75        |
| RAYCHEM            | EPD49334Q            | TRIAx      | -8           | TOO LARGE   | 0.322       | 0.023     | 75        |
| RAYCHEM            | EPD49336Q            | TRIAx      | -13A         | TOO LARGE   | 0.322       | 0.023     | _         |
| RAYCHEM            | EPD49338Q            | TWINAX     | -9           | _           | _           | _         | _         |
| RAYCHEM            | EPD60947Q            | TRIAx      | -7           | _           | 0.260       | 0.042     | _         |
| RAYCHEM            | EPD6314              | TWINAX     | -29          | -201        | 0.136       | 0.025     | 77        |
| RAYCHEM            | EPD647100-01         | COAX       | -6B          | TOO LARGE   | 0.433       | 0.088     | 50        |
| RAYCHEM            | EPD7246Q             | COAX       | -6A          | TOO LARGE   | 0.406       | 0.048     | 75        |
| RAYCHEM            | EPD76761             | TWINAX     | _            | -212        | 0.177       | 0.024     | 77        |
| RAYCHEM            | EPD8274-1            | TRIAx      | -13          | TOO LARGE   | 0.314       | _         | _         |
| RAYCHEM            | M27500-22ML2T08      | TWINAX     | -45          | -204        | 0.134       | 0.028     | _         |
| RAYCHEM            | M27500-22RC2S06      | TWINAX     | *            | -217        | 0.145       | 0.025     | _         |
| RAYCHEM            | M27500-26RC2S06      | TWINAX     | -47          | -223        | 0.110       | 0.019     | _         |
| RAYCHEM            | M27500-26RC2S09      | TWINAX     | -27          | _           | 0.110       | 0.018     | _         |
| RAYCHEM            | URM54                | TRIAx      | -13          | _           | 0.327       | 0.023     | _         |
| SEIMENS            | 2YCXY 0.63/3.7-75    | TRIAx      | -13A         | TOO LARGE   | 0.307       | 0.025     | 75        |
| SUHNER             | G 04233 D-10         | COAX       | -2B          | *           | 0.256       | 0.023     | 75        |
| SUHNER             | G01330HT             | TRIAx      | -56          | _           | 0.177       | 0.016     | _         |
| SUHNER             | G02262               | COAX       | -5           | -003        | 0.110       | 0.019     | _         |
| SUHNER             | G02332               | TRIAx      | -26          | _           | 0.167       | 0.035     | _         |
| SUHNER             | G02333               | TRIAx      | -59          | _           | 0.169       | 0.010     | _         |
| SUHNER             | G03233D              | COAX       | -3           | _           | 0.212       | 0.017     | _         |
| SUHNER             | GX03272D-06          | COAX       | -3           | -012        | 0.213       | 0.035     | _         |
| SUHNER             | S02223               | COAX       | _            | -004        | 0.100       | 0.04      | 75        |
| SUHNER             | S04233               | COAX       | -2B          | -014        | 0.243       | 0.034     | 75        |
| SUMIRE             | 4C-HEB-NL            | COAX       | _            | -25         | 0.236       | 0.035     | 75        |
| SUMITOMO           | 2.5C                 | COAX       | -22          | -008        | 0.154       | 0.015     | _         |
| SUMITOMO           | 2C                   | COAX       | *            | -008        | 0.147       | 0.012     | _         |
| SUPERIOR           | FVP224               | TWINAX     | -9           | -214        | 0.242       | 0.021     | _         |
| SUPERIOR ESSEX     | SERIES 11            | COAX       | -6A          | -052        | 0.400       | 0.060     | 75        |
| TENSOLITE          | 8712812              | TWINAX     | -47          | -201        | _           | _         | _         |
| TENSOLITE          | 10047-9219-01        | TRIAx      | -32          | -302        | 0.166       | 0.031     | _         |
| TENSOLITE          | 1936-TX-10C2SW       | TWINAX     | -47          | -201        | 0.129       | 0.024     | _         |
| TENSOLITE          | 24453/42810 Q-2      | QUADRAX    | -58          | -217        | 0.145       | 0.025     | _         |
| TENSOLITE          | 24499/898X2          | TWINAX     | -24          | -204        | 0.125       | 0.025     | _         |
| TENSOLITE          | 26433/9P175T-2       | TWINAX     | -27          | -205        | 0.090       | 0.019     | _         |
| TENSOLITE          | 26840/9D099LV-2      | TWINAX     | *            | -223        | 0.110       | 0.019     | _         |
| TENSOLITE          | 28883/31169Q-1       | TRIAx      | -23          | _           | 0.135       | 0.015     | 75        |
| TENSOLITE          | 28883/T290TX-1       | TRIAx      | -23          | _           | 0.135       | 0.015     | 75        |
| TENSOLITE          | 30852/9B2581V-1 28GA | COAX       | -5A          | -001        | 0.079       | 0.010     | _         |
| TENSOLITE          | 30880/4119X-1        | COAX       | -44          | *           | 0.073       | 0.011     | _         |

Note: \* = Special contact customer service  
For a complete listing please refer to the online catalog.

| CABLE MANUFACTURER | CABLE NUMBER      | CABLE TYPE | WRENCH STYLE | CRIMP STYLE | JACKET SIZE | CONDUCTOR | IMPEDANCE |
|--------------------|-------------------|------------|--------------|-------------|-------------|-----------|-----------|
| TENSOLITE          | 30895/25L-1       | TRIAX      | 60           | -           | -           | -         | -         |
| TENSOLITE          | 5M2397-002        | TRIAX      | -23          | -303        | 0.136       | 0.014     | -         |
| TENSOLITE          | S280W502          | TWINAX     | -24          | -218        | 0.154       | 0.023     | -         |
| TENSOLITE          | ST5M1284-001      | TWINAX     | *            | -212        | 0.180       | 0.024     | 96        |
| TENSOLITE          | STME637-2         | TWINAX     | -            | -206        | -           | -         | -         |
| TEXAS INSTRUMENTS  | 417889-2          | TRIAX      | *            | -307        | 0.185       | 0.012     | 93        |
| TEXAS INSTRUMENTS  | 802857-1          | TWINAX     | -24          | *           | 0.162       | 0.031     | 70        |
| THERMATICS         | 11079             | TWINAX     | -29          | -204        | 0.130       | 0.025     | -         |
| THERMATICS         | 11421             | TWINAX     | -            | -223        | 0.104       | 0.019     | -         |
| THERMATICS         | 11421             | TWINAX     | -            | -223        | -           | -         | -         |
| THERMATICS         | 425-1680-030VW-1  | COAX       | -            | -013        | -           | -         | -         |
| THERMATICS         | 5M2022-003        | TWINAX     | *            | -204        | 0.130       | 0.024     | -         |
| THERMATICS         | 8712812 (A/F DWG) | TWINAX     | -47          | -201        | 0.125       | 0.023     | -         |
| THERMATICS         | NEC725-2(G)       | COAX       | 53           | -           | -           | -         | -         |
| THERMAX            | 68-1938TF(2)SXE   | TWINAX     | -            | -223        | 0.104       | 0.019     | -         |
| THERMAX            | 77-1936TF(2)TFPA  | TWINAX     | -47          | -201        | 0.125       | 0.024     | 77        |
| THERMAX            | 983-495           | COAX       | -4           | *           | 0.144       | 0.024     | 75        |
| THERMAX            | 985-495           | COAX       | -4           | *           | 0.144       | 0.024     | 75        |
| THERMAX            | M27500-22TG2T14   | TWINAX     | -29          | -           | 0.132       | 0.031     | -         |
| THERMAX            | RG58/BLACK        | COAX       | -1           | -011        | -           | -         | 50        |
| THERMAX            | RG6-316           | COAX       | -5           | -003        | 0.102       | 0.020     | 50        |
| THERMAX            | RG6-316           | COAX       | -5           | -003        | 0.102       | 0.020     | 50        |
| TIMES              | 2382              | COAX       | -6A          | -           | 0.400       | 0.064     | 75        |
| TIMES              | 2391              | COAX       | -41          | -020        | 0.273       | 0.041     | 75        |
| TIMES              | 2560              | COAX       | -41          | -           | 0.271       | 0.040     | -         |
| TIMES              | 8712812           | TWINAX     | -47          | -201        | -           | -         | -         |
| TIMES              | 100A              | COAX       | -5           | -003        | 0.105       | 0.018     | 50        |
| TIMES              | 2260V             | COAX       | -6           | *           | 0.296       | 0.040     | 75        |
| TIMES              | 2360V             | COAX       | -41          | -020        | 0.273       | 0.040     | 75        |
| TIMES              | 25B3M             | COAX       | -2           | -014        | 0.242       | 0.031     | -         |
| TIMES              | 65555-RD316       | COAX       | -5           | -003        | 0.113       | 0.021     | -         |
| TIMES              | AA-2317           | TRIAX      | -24A         | *           | 0.169       | 0.025     | 50        |
| TIMES              | AA-2325           | TRIAX      | *            | -308        | 0.215       | 0.020     | 95        |
| TIMES              | AA-2511           | COAX       | -2A          | -           | 0.220       | 0.020     | -         |
| TROMPETER          | TWCH-78-1         | TWINAX     | -29          | -202        | 0.155       | 0.022     | 78        |
| TROMPETER          | TWCH-78-2         | TWINAX     | -9           | -213        | 0.247       | 0.037     | 78        |
| TROMPETER          | TWCN-124-1A       | TWINAX     | -29          | -203        | -           | -         | -         |
| TROMPETER          | TWCP-124-2        | TWINAX     | -9           | -214        | 0.250       | 0.024     | 124       |
| TROMPETER          | TWCP-124-3        | TWINAX     | -55          | -224        | 0.215       | 0.024     | 124       |
| TROMPETER          | TWCP-124-5        | TWINAX     | *            | -226 (70MC) | 0.335       | 0.048     | 124       |
| TROMPETER          | TWCP-78-1         | TWINAX     | -47          | -           | 0.155       | 0.019     | 78        |
| TROMPETER          | TWCP-78-2         | TWINAX     | -9           | -213        | 0.247       | 0.037     | 78        |

Note: \* = Special contact customer service  
For a complete listing please refer to the online catalog.





| Part Number         | Page  | Part Number         | Page | Part Number                    | Page  |
|---------------------|-------|---------------------|------|--------------------------------|-------|
| AD1(W).....         | 47    | BJ79C(TL/FL).....   | 7    | BJ883.....                     | 24    |
| (U)AD48.....        | 33    | BJ79HS.....         | 16   | BJ893.....                     | 24    |
| (U)AD95.....        | 38    | BJ80.....           | 24   | BJ893F.....                    | 24    |
| AD131.....          | 39    | BJ88.....           | 24   | BJ3150.....                    | 19    |
| AD1300.....         | 39    | BJ89.....           | 24   | BJ3150HS.....                  | 16    |
| ADAPTERS.....       | 58    | BJ89F.....          | 24   | BJ3150SHS.....                 | 16    |
| ADAPTER TABLE.....  | 58-61 | (U)BJ95.....        | 38   | BJ3152.....                    | 19    |
| AD1WHD.....         | 47    | (U)BJ98-2.....      | 38   | BJ3153.....                    | 19    |
| ADH1(W).....        | 47    | (U)BJ120.....       | 35   | BJ3154AC.....                  | 19    |
| ADM1.....           | 50    | (U)BJ120SL.....     | 35   | BJ3157.....                    | 19    |
| ADM2.....           | 50    | BJ150(FL).....      | 19   | BJ3157F.....                   | 19    |
| (U)AD228.....       | 27    | BJ152(FL).....      | 19   | BJ3158.....                    | 19    |
| (U)AD48.....        | 33    | BJ153(FL).....      | 19   | BJ3158.....                    | 19    |
| AD78 (TL/FL).....   | 6     | BJ154AC(FL).....    | 19   | BJ3159.....                    | 18    |
| (U)AD95.....        | 38    | BJ157(FL).....      | 19   | BJ3159AC.....                  | 18    |
| AD158(FL).....      | 20    | BJ157F(FL).....     | 19   | BJ3450.....                    | 22    |
| (U)AD195.....       | 38    | BJ157FLHS.....      | 16   | BJ3457.....                    | 22    |
| AD378.....          | 6     | BJ157HS.....        | 16   | BJ3459AC(P/S).....             | 23    |
| AD3158.....         | 20    | BJ158(FL).....      | 16   | (U)BN23.....                   | 27    |
| ADMW12.....         | 47    | BJ159.....          | 19   | BN73(TL/FL).....               | 9     |
| ADRMF70(TL/FL)..... | 6     | BJ159AC.....        | 18   | BN83.....                      | 24    |
| ADRMF370.....       | 6     | BJ159ACFL.....      | 18   | BN153(FL).....                 | 20    |
| (U)ADRMF220.....    | 27    | BJ159FL.....        | 18   | BN373.....                     | 9     |
| APPENDIX.....       | 66-91 | BJ159FL.....        | 18   | BN383.....                     | 24    |
| BCS/C24T3D.....     | 62    | (U)BJ220.....       | 27   | BN833.....                     | 24    |
| BCS/C24T3W.....     | 62    | (U)BJ224.....       | 28   | BN3153.....                    | 20    |
| (U)BJ20.....        | 28    | (U)BJ224-RIA.....   | 28   | BNC Coax Connector.....        | 26    |
| (U)BJ20SL.....      | 28    | (U) BJ227.....      | 28   | BNC Coax Tester.....           | 64    |
| (U)BJ21.....        | 28    | (U)BJ228.....       | 28   | BNC TOOL/WRENCH CRIMP ASSEMBLY |       |
| (U)BJ23.....        | 28    | BJ249.....          | 34   | ILLUSTRATIONS.....             | 72    |
| (U)BJ24.....        | 28    | BJ3459AC (P/S)..... | 23   | CABLE ASSEMBLY TESTER.....     | 64    |
| (U)BJ26.....        | 28    | BJ372.....          | 7    | CABLE CUTTING TOOL.....        | 62    |
| (U)BJ27.....        | 28    | BJ373.....          | 7    | CABLE DISTRIBUTION PANELS..... | 52    |
| (U)BJ28.....        | 28    | BJ73HS.....         | 16   | CABLE GROUP TABLE.....         | 74-91 |
| (U)BJ29.....        | 28    | BJ374.....          | 7    | CABLE STRIPPERS.....           | 62    |
| BJ30.....           | 25    | BJ374C.....         | 7    | CBBJ26.....                    | 31    |
| BJ31.....           | 25    | BJ375.....          | 7    | (U)CBBJ29.....                 | 31    |
| BJ38.....           | 25    | BJ376.....          | 7    | CBBJ74.....                    | 8     |
| BJ39.....           | 25    | BJ376HS.....        | 16   | CBBJ79.....                    | 8     |
| (U)BJ40.....        | 34    | BJ377.....          | 7    | CBBJ79 (TL/FL).....            | 8     |
| (U)BJ41.....        | 34    | BJ378.....          | 7    | CBBJ379.....                   | 8     |
| (U)BJ46.....        | 34    | BJ378HS.....        | 16   | (U)CBBJR26(RC).....            | 31    |
| (U)BJ47.....        | 34    | BJ379.....          | 7    | (U)CBBJR29(RC).....            | 31    |
| (U)BJ48.....        | 34    | BJ379C.....         | 7    | CBBJR39A.....                  | 25    |
| (U)BJ49.....        | 33    | BJ380.....          | 24   | (U)CBBJR46(A).....             | 34    |
| BJ50.....           | 42    | BJ388.....          | 24   | (U)CBBJR49.....                | 34    |
| BJ57.....           | 42    | BJ389(F).....       | 24   | CBBJR74.....                   | 8     |
| BJ58.....           | 42    | BJ450P(P/S).....    | 22   | CBBJR74 (TL/FL).....           | 8     |
| BJ59.....           | 42    | BJ450R(P/S).....    | 22   | CBBJR79.....                   | 8     |
| BJ72(TL/FL).....    | 7     | BJ450W(P/S).....    | 22   | CBBJR79 (TL/FL).....           | 8     |
| BJ73HS.....         | 16    | BJ450FL(P/S).....   | 22   | CBBJR159.....                  | 20    |
| BJ73(TL/FL).....    | 7     | BJ457P(P/S).....    | 22   | CBBJR374.....                  | 8     |
| BJ74(TL/FL).....    | 7     | BJ457R(P/S).....    | 22   | CBBJR379.....                  | 8     |
| BJ74C.....          | 7     | BJ457W(P/S).....    | 22   | (U)CBJR20A.....                | 30    |
| BJ74C(TL/FL).....   | 7     | BJ457FL(P/S).....   | 22   | (U)CBJR220.....                | 30    |
| BJ75(TL/FL).....    | 7     | BJ459ACFL(P/S)..... | 23   | CBJ157(FL).....                | 20    |
| BJ76(TL/FL).....    | 7     | BJ459ACP (P/S)..... | 23   | CBJ20.....                     | 30    |
| BJ77(TL/FL).....    | 7     | BJ459ACR (P/S)..... | 23   | CBJ22.....                     | 30    |
| BJ77HS.....         | 16    | BJ459ACW (P/S)..... | 23   | CBJ70(TL/FL).....              | 8     |
| BJ78(TL/FL).....    | 7     | BJ770(GL).....      | 7    | CBJ70A.....                    | 8     |
| BJ78HS.....         | 16    | BJ803.....          | 24   | CBJ370.....                    | 8     |
| BJ79(TL/FL).....    | 7     | BJ833.....          | 24   | CBJ3157.....                   | 20    |
|                     |       | BJ88.....           | 24   | CBJE130-1, -2, -3.....         | 39    |

## Index

| Part Number                        | Page  | Part Number              | Page | Part Number                           | Page  |
|------------------------------------|-------|--------------------------|------|---------------------------------------|-------|
| CBJR12.....                        | 31    | J11MW.....               | 48   | LPTWL-78.....                         | 15    |
| CBJR157 (FL).....                  | 20    | J11MWL.....              | 48   | M22520/5-01.....                      | 63    |
| CBJR3157.....                      | 20    | J11D.....                | 48   | M22520/5-01/CD5#.....                 | 63    |
| CBJR70(A).....                     | 8     | J12.....                 | 48   | MIL-C-49142 QPL.....                  | 5     |
| (U)CJ20.....                       | 27    | J13-R.....               | 46   | MINIATURE COAX 20/220 SERIES.....     | 27-31 |
| (U)CJ40.....                       | 33    | J13H-R.....              | 46   | MINIATURE COAX 250 SERIES.....        | 32    |
| (U)CJ50.....                       | 42    | J13W-R.....              | 46   | MINI WECO COAX CIRCUIT BOARDS JACKS.. | 31    |
| CJ50FL.....                        | 42    | J13WH-R.....             | 46   | MINI-WECO COAX PATCH JACKS.....       | 48    |
| CJ70(TL/FL).....                   | 6     | J24WMSTHF-75.....        | 45   | MINI-WECO COAX PATCH PLUGS.....       | 47    |
| CJ70C(TL/FL).....                  | 6     | J72.....                 | 11   | MINIATURE COAX THREADED               |       |
| CJ80.....                          | 24    | J72D.....                | 11   | 40-240 SERIES.....                    | 33-34 |
| CJ150.....                         | 18    | J72L.....                | 12   | MINIATURE PATCHING & CABLE            |       |
| CJ150AC.....                       | 18    | J72S.....                | 11   | ASSEMBLIES.....                       | 11,12 |
| CJ150ACFL.....                     | 18    | J74-2T-R.....            | 13   | MINIATURE NORMAL-THRU                 |       |
| CJ150FL.....                       | 18    | J74MST-R.....            | 13   | PATCH JACKS.....                      | 13    |
| (U)CJ220.....                      | 27    | J74T-R.....              | 13   | N CONNECTORS.....                     | 38    |
| (U)CJ240.....                      | 33    | J94.....                 | 41   | PATCH PLUGS.....                      | 49    |
| CJ350.....                         | 42    | (U)J95.....              | 38   | PATCHING PRODUCTS.....                | 45-60 |
| CJ370.....                         | 6     | J150.....                | 14   | PCHY-L-50.....                        | 41    |
| CJ370C.....                        | 6     | J152(FL).....            | 14   | PCH-L-50.....                         | 41    |
| CJ380.....                         | 24    | J158.....                | 14   | PC-L-Z.....                           | 55    |
| CJ450ACP(P/S).....                 | 23    | J308.....                | 50   | PCM-L-50.....                         | 50    |
| CJ450ACR(P/S).....                 | 23    | J74 SERIES.....          | 13   | PCM-L-75.....                         | 50    |
| CJ450ACW(P/S).....                 | 23    | JSISM-120.....           | 12   | PCMW-L-Z.....                         | 55    |
| CJ450ACFL(P/S).....                | 23    | LOW VSWR CONNECTORS..... | 41   | PCMX-L-50.....                        | 50    |
| CJ803.....                         | 24    | LPH-50.....              | 41   | (U)PCPX-L-Z.....                      | 55    |
| CJ3150.....                        | 18    | LPLTR-50.....            | 15   | (U)PCPWX-L-Z.....                     | 55    |
| CJ3150AC.....                      | 18    | LPLTR-75.....            | 15   | PCW-L-Z.....                          | 55    |
| CJ3450AC(P/S).....                 | 23    | LPLTRA-50.....           | 15   | (U)PCWX-L-Z.....                      | 55    |
| COAX 20/220 SERIES.....            | 30-31 | LPLTRA-75.....           | 15   | (U)PCX-L-Z.....                       | 55    |
| COAX PATCH JACKS.....              | 45    | LPLTRAL-50.....          | 15   | (U)PCYC-L-Z.....                      | 55    |
| COAX RFI CAPS & TERMINATIONS.....  | 57    | LPLTRAL-75.....          | 15   | (U)PCY-L-Z.....                       | 55    |
| CONCENTRIC TWINAX 450 SERIES.....  | 22-23 | LPLTW-124.....           | 15   | PHENOLIC PANELS.....                  | 51-53 |
| CONNECTOR COMPATABILITY TABLES..   | 69-70 | LPLTW2TP-124.....        | 15   | PL1C.....                             | 47    |
| CRIMP TOOLS.....                   | 63    | LPLTW2TP-78.....         | 15   | PL1MW.....                            | 48    |
| CT5.....                           | 63    | LPLTW-78.....            | 15   | PL1MWLT.....                          | 48    |
| CUSTOM CABLE ASSEMBLIES.....       | 56    | LPLTWA-124.....          | 15   | PL1WC.....                            | 47    |
| D HOLES.....                       | 54    | LPLTWA-78.....           | 15   | PL11C.....                            | 47    |
| DIN CONNECTORS.....                | 36-37 | LPLTWAL-124.....         | 15   | PL11SC.....                           | 47    |
| DISTRIBUTION PANELS.....           | 52    | LPLTWAL-78.....          | 15   | PL11SCLT.....                         | 47    |
| F CONNECTORS.....                  | 39-40 | LPM-50.....              | 50   | (U)PL20.....                          | 27    |
| HDVDP/HDVDPM SERIES.....           | 43    | LPM-75.....              | 50   | (U)PL21.....                          | 27    |
| HDVDPT.....                        | 43    | LPTR-50.....             | 15   | PL30.....                             | 25    |
| HDVDP.....                         | 43    | LPTRA-75.....            | 15   | (U)PL40.....                          | 33    |
| HDVDPMT.....                       | 43    | LPTRA-50.....            | 15   | PL50.....                             | 42    |
| HDVDPM.....                        | 43    | LPTRA-75.....            | 15   | PL50C.....                            | 42    |
| HDVDPMN.....                       | 44    | LPTRAL-50.....           | 15   | PL71.....                             | 11    |
| HDVDPN.....                        | 43    | LPTRAL-75.....           | 15   | PL71L.....                            | 12    |
| HERMETICALLY SEALED CONNECTORS...  | 16    | LPTRL.....               | 2    | PL73.....                             | 6     |
| HIGH FREQUENCY VIDEO PATCHING..... | 44    | LPTRL-50.....            | 15   | PL73C.....                            | 6     |
| HP250.....                         | 51    | LPTRL-75.....            | 15   | PL74.....                             | 6     |
| HP304.....                         | 51    | LPTW-124.....            | 15   | PL74C.....                            | 6     |
| HP375.....                         | 51    | LPTW2TP-78.....          | 15   | PL74MC(FL).....                       | 6     |
| HP500.....                         | 51    | LPTW2TP-124.....         | 15   | PL75(FL).....                         | 6     |
| IMPEDANCE MATCHING ADAPTER.....    | 59    | LPTW2TPL-78.....         | 15   | PL75C.....                            | 6     |
| J3D(WD).....                       | 46    | LPTW2TPL-124.....        | 15   | PL75CFL.....                          | 6     |
| J3E(WE).....                       | 46    | LPTW-78.....             | 15   | PL75MC.....                           | 6     |
| J3(W).....                         | 46    | LPTWA-124.....           | 15   | PL80.....                             | 24    |
| J5(W).....                         | 46    | LPTWA-78.....            | 15   | PL93.....                             | 41    |
| J8(FL).....                        | 50    | LPTWAL-124.....          | 15   | PL94.....                             | 41    |
| J8D.....                           | 50    | LPTWAL-78.....           | 15   | (U)PL95.....                          | 38    |
| J9.....                            | 46    | LPTWL-124.....           | 15   | (U)PL121.....                         | 35    |

| Part Number                  | Page  | Part Number                                     | Page   | Part Number   | Page   |
|------------------------------|-------|---|--------|---|--------|
| (U)PL121SL.....              | 35    | RFI CAPS & TERMINATIONS.....                    | 10, 57 | TWINAX/TRIAX CABLE ASSEMBLY                         |        |
| (U)PL122.....                | 35    | RFI 150-1.....                                  | 14     | TESTER.....   | 64     |
| (U)PL123.....                | 35    | RFI 70-1.....                                   | 11     | TWINAX/TRIAX CONNECTORS                             |        |
| PL130C.....                  | 39    | RFI455(FL).....                                 | 23     | 70/370 SERIES.....                                  | 5-8    |
| PL130SC.....                 | 39    | RFI3455.....                                    | 23     | TWINAX/TRIAX CONNECTORS                             |        |
| PL150.....                   | 10,14 | RFI457(FL).....                                 | 22     | 150/3150 SERIES.....                                | 17-20  |
| PL153.....                   | 20    | RFI3457.....                                    | 22     | TWINAX/TRIAX CONNECTORS 450/3450 SE-                |        |
| PL153AC.....                 | 20    | RFI457(FL).....                                 | 22     | RIES.....   | 21-23  |
| PL155.....                   | 18    | RT1L.....                                       | 65     | TWINAX/TRIAX CONNECTORS 80/380                      |        |
| PL155AC.....                 | 18    | RT1XL.....                                      | 65     | SERIES.....   | 21, 24 |
| PL155ACFL.....               | 18    | RT1S.....                                       | 65     | TWINAX/TRIAX CONNECTORS 30                          |        |
| PL155FL.....                 | 18    | RT1SS.....                                      | 65     | SERIES.....   | 21, 25 |
| (U)PL220.....                | 27    | RT4L.....                                       | 65     | TWINAX/TRIAX CONNECTORS/<br>MINIATURE PATCHING..... | 12     |
| (U)PL223.....                | 35    | RT4S.....                                       | 65     | TWINAX/TRIAX CONNECTORS                             |        |
| (U)PL240.....                | 33    | RTC-4L.....                                     | 65     | SPECIFICATIONS.....                                 | 2,3    |
| (U)PL250.....                | 32    | RTR-1L.....                                     | 65     | TWINAX/TRIAX:PLENUM/HALOGEN                         |        |
| PL375.....                   | 6     | RTR-1XL.....                                    | 65     | FREE CABLE SPECS.....                               | 68     |
| PL375C.....                  | 6     | SERIE INSTRUCTIONS 450/3450 SERIES.....         | 21     | TWO-PIN POLARIZED 30 SERIES,                        |        |
| PL375MC.....                 | 6     | SPC8P-201.....                                  | 17     | TWBNC/TWTNC.....                                    | 25     |
| PL380.....                   | 24    | SPC8S-201.....                                  | 17     | UADF20M110.....                                     | 37     |
| PL803.....                   | 24    | ST1.....  | 62     | UADF1023M95.....                                    | 36     |
| PL3155.....                  | 18    | STANDARD 19" PANELS.....                        | 53-54  | UADM20F110.....                                     | 37     |
| PL3155AC.....                | 18    | STANDARD COAX PATCH JACKS.....                  | 50     | UBJ110.....   | 37     |
| PL3455AC.....                | 23    | STANDARD COAX PATCHING &<br>LOOPING PLUGS.....  | 49     | UBJ1023.....  | 36     |
| PL455ACP(P/S).....           | 23    | STANDARD & MINI-WECO COAX<br>PATCH PLUGS.....   | 46     | UCBJ20F.....  | 30     |
| PL455ACR(P/S).....           | 23    | STANDARD PANEL SPECIFICATIONS.....              | 51     | UCBJ29.....   | 31     |
| PL455ACW(P/S).....           | 23    | STANDARD THREADED.....                          | 24     | UCBJ223.....  | 30     |
| PL4455ACF(P/S).....          | 23    | STANDARD TWINAX/TRIAX<br>LOOPING PLUGS.....     | 15     | UCBJ250(N/G).....                                   | 32     |
| PLR74C.....                  | 6     | STC-F.....                                      | 62     | UCBJE20-1.....                                      | 29     |
| PLR75C.....                  | 6     | STC-W.....                                      | 62     | UCBJE20-2.....                                      | 29     |
| PLR75CFL.....                | 6     | SUBMINIATURE 150/3150 SERIES.....               | 20     | UCBBJE20-2.....                                     | 29     |
| PLR130SC.....                | 40    | SUBMINIATURE BULKHEAD JACKS.....                | 19     | UCBBJE20-3.....                                     | 29     |
| PLR155AC.....                | 18    | SUBMINIATURE JACKS & PLUGS.....                 | 18     | UCBBJE20-4.....                                     | 29     |
| PLR155ACFL.....              | 18    | SUBMINIATURE TWINAX/TRIAX<br>LOOPING PLUGS..... | 15     | UCBBJ1023.....                                      | 36     |
| (U)PLR220.....               | 27    | SUBMINIATURE PATCHING.....                      | 14     | UCBJR250(N/G).....                                  | 32     |
| PLR375C.....                 | 6     | TBJ451P.....                                    | 22     | UJ9W.....   | 46     |
| PLR455ACP(P/S).....          | 22    | TBJ451FLP.....                                  | 22     | UPL110.....   | 37     |
| PLR455ACR(P/S).....          | 22    | TBJ451P.....                                    | 22     | UPL250.....   | 32     |
| PLR455ACW(P/S).....          | 22    | TBJ451S.....                                    | 22     | UPL1023.....  | 36     |
| PLR455ACFL(P/S).....         | 22    | TBJ451FLS.....                                  | 22     | UPLR1023.....                                       | 36     |
| PLR3155AC.....               | 18    | TBJ3451(P/S).....                               | 22     | 75 OHM MINI-WECO COAX                               |        |
| PLR3455AC(P/S).....          | 22    | TN2.....  | 9      | PATCH JACKS.....                                    | 48     |
| PN2.....                     | 45    | TN2 (TL/FL).....                                | 9      | 010-0097.....                                       | 63     |
| PN2A.....                    | 45    | TN2 (TL/FL) A.....                              | 9      | 010-0088.....                                       | 63     |
| PN2C.....                    | 45    | TN2A.....                                       | 9      | 010-0123.....                                       | 64     |
| PTR-L-W.....                 | 11    | TN2T.....                                       | 9      | 010-0133.....                                       | 64     |
| PTRM-L-Z.....                | 14    | TNG2-R.....                                     | 8      | 010-0208.....                                       | 64     |
| PTRMX-L-Z.....               | 14    | TNG3-R.....                                     | 9      | 105-1496.....                                       | 37     |
| PTRMY-L-Z.....               | 14    | TNG451FL(P/S).....                              | 23     | 155-0830-1.....                                     | 12     |
| PTRS-L-Z.....                | 11    | TNG451P(S).....                                 | 23     | 305-0138.....                                       | 9      |
| PTRX-L-Z.....                | 11    | TNG3451(P/S).....                               | 23     | 700-0024.....                                       | 62     |
| PTRYL-L-Z.....               | 12    | TNGM1-1-R.....                                  | 14     |   |        |
| PTRY-L-Z.....                | 11    | TNM3-Z.....                                     | 14     |   |        |
| PTW-L-Z.....                 | 11    | TOOLS & ACCESSORIES.....                        | 62-64  |   |        |
| PTWM-L-Z.....                | 14    | TOOL KIT & BULK PACKAGING.....                  | 65     |   |        |
| PTWMX-L-Z.....               | 14    | TPW-1-R.....                                    | 47     |   |        |
| PTWMY-L-Z.....               | 14    | TPT-1-R.....                                    | 11,47  |   |        |
| PTWS-L-Z.....                | 11    | TROMPETER CABLE SPECS.....                      | 66-67  |   |        |
| PTWX-L-Z.....                | 11    |   |        |   |        |
| PTWYL-L-Z.....               | 12    |   |        |   |        |
| PTWY-L-Z.....                | 11    |   |        |   |        |
| PUSH-ON COAX 120 SERIES..... | 35    |   |        |   |        |