


Push Switch 2.5mm-travel Large-sized Horizontal Type

SPUN Series



Large horizontal type suitable for multiple circuits.

- Detector
- Push**
- Slide
- Rotary
- Encoders
- Power
- Dual-in-line
Package Type
- TACT Switch™
- Custom-
Products
- Horizontal
Type
- Vertical
Type



Typical Specifications

Items	Specifications		
	Standard	Medium-current	
Rating (max.) / (min.) (Resistive load)	0.1A 30V DC/ 50μA 3V DC	1A 25V DC	
Contact resistance (Initial / After operating life)	20mΩ max./40mΩ max.		
Operating forces	2-poles	2 ± 1N	3 ± 1.5N
	4-poles	2.5 ± 1N	4 ± 2N
Operating life	Without load	30,000cycles	10,000cycles
	With load	10,000cycles (0.1A 30V DC)	5,000cycles (1A 25V DC)

Product Line

Changeover timing	Travel (mm)	Total travel (mm)	Rating	Mounting method	Poles	Operation	Terminal type	Minimum order unit (pcs.)	Product No.
Non shorting	2.5	3.5	Standard	PC board	2	Latching	Straight	1,250	SPUN191400
							Snap-in		SPUN191600
						Momentary	Straight		SPUN190900
							Snap-in		SPUN191000
			Medium-current		4	Latching	Straight	700	SPUN194700
							Snap-in		SPUN194900
					2	Latching	Straight	1,250	SPUN192600
							Snap-in		SPUN192800
4	Latching	Snap-in	700	SPUN19C400					

Packing Specifications

Bulk










Product No.	Number of packages (pcs.)		Export package measurements (mm)
	1 case /Japan	1 case/export packing	
SPUN190900 SPUN191000 SPUN191400 SPUN191600 SPUN192600 SPUN192800	250	1,250	400 × 270 × 290
SPUN194700 SPUN194900 SPUN19C400	140	700	

Notes

1. Products other than those listed in the above chart are also available. Please contact us for details.
2. Please place purchase orders per minimum order unit N (integer).
3. Please contact us for automotive use.

Refer to P.126 for knobs.

List of Varieties

Series	SPEE	SPPJ3	SPPJ2	SPUJ ※1	SPUP ※1	SPUN	SPUN medium current※1	SPEG	SPEJ
Photo									
Travel (mm)	0.3 0.71	2.5		2	1.5 2	2.5		—	1.7
Total travel (mm)	0.9	3.5		3	2.5 3	3.5		1.1	1.7
Number of poles	1	1 2	2			2 4			2
Dimensions (mm)	W	4	6.6	7.2	7.5		10	7.15	7
	D	5	12		15.2 22.7		24 36	8.35	7
	H	1.22	8.3	9.6	8.8	10.3	13	3.5	8
Operating temperature range	-10°C to +60°C	-40°C to +85°C		-10°C to +60°C				-40°C to +85°C	
Automotive use	—	●	●	—				●	
Rating (max.) (Resistive load)	20mA 5V DC	0.2A 30V DC		0.1A 30V DC			1A 25V DC	50mA 16V DC	0.2A 14V DC
Rating (min.) (Resistive load)	100μA 3V DC	50μA 3V DC						50μA 3V DC	—
Electrical performance	Initial contact resistance	※2	20mΩ max.					200mΩ max.	150mΩ max.
	Insulation resistance	10MΩ min. 100V DC	100MΩ min. 500V DC					3MΩ min. 100V DC	100MΩ min. 500V DC
	Voltage proof	100V AC for 1minute	500V AC for 1minute					100V AC for 1minute	500V AC for 1minute
Mechanical performance	Terminal strength	—	5N for 1minute					0.5N for 1minute	—
	Actuator strength	Operating direction	50N	30N	50N			50N	49N
		Pulling direction	—		—			—	
Durability	Operating life without load	100,000 cycles	10,000cycles 40mΩ max.			30,000cycles 40mΩ max.	10,000cycles 40mΩ max.	30,000cycles 500mΩ max.	10,000 cycles
	Operating life without load Load:as rating	100,000 cycles	10,000cycles 40mΩ max.			5,000cycles 40mΩ max.		10,000cycles 0.2A 14V DC	—
Environmental performance	Cold	-40±2°C for 96h	-20±2°C for 96h						-40±2°C for 500h
	Dry heat	85±2°C for 96h							85±2°C for 500h
	Damp heat	40±2°C, 90 to 95%RH for 96h							60±2°C, 90 to 95% RH for 500h
Soldering	Manual soldering	350±10°C 4 ⁺¹ ₀ s	350±10°C 3 ⁺¹ ₀ s	300±10°C 3 ⁺¹ ₀ s	350±10°C 3 ⁺¹ ₀ s		350±5°C 3s max.	350±10°C 4s max.	
	Dip soldering	—	260±5°C 5±1s	260±5°C 10±1s	260±5°C 5±1s		—		
	Reflow soldering	Please see P.127	—						Please see P.133
Page	102	103	105	107	108	109	111	113	

Detector

Push

Slide

Rotary

Encoders

Power

Dual-in-line
Package Type

TACT Switch™

Custom-
Products

Horizontal
Type

Vertical
Type

- Push Switches Attached Parts126
- Soldering Conditions127
- Push Switches Products Caution128

Notes

1. ※1. The operating temperature range for automotive applications can be raised upon request. Please contact us for details.
2. ※2. 1V or less, at the present rating of 1mA 5V DC for output voltage.
3. ● marks in "Available for automotive use" indicate that all of the series products can work at the operating temperature range from -40°C to +85°C.