

MATERIAL (RoHS COMPLIANCE):

CAGE:  
 COPPER ALLOY  
 PLATING OPTION 1: 100µ" [2.54 µm] MIN. TIN  
 PLATING OVER 50 µ" (1.27 µm) MIN. NICKEL UNDER PLATING.  
 PLATING OPTION 2: 100µ" [3.81 µm] MIN. NICKEL PLATING

DUST COVER  
 THERMOPLASTIC, COLOR BLACK.  
 PACKAGING:  
 TRAY PACKAGING.  
 TEMPERATURE RANGE: -40°C TO +85°C

CONNECTOR:  
 PLASTIC HOUSING:  
 HIGH TEMPERATURE LCP FLAMMABILITY RATING UL94V-0.  
 CONTACTS:  
 PHOSPHOR BRONZE

PLATING OPTION 2: 30µ" [0.76 µm] MIN. GOLD ON MATING AREA AND 2 µ" (0.05 µm) GOLD FLASH PLATING ON TERMINATION OVER 50µ" [1.27 µm] MIN. NICKEL UNDER LAYER.  
 PLATING OPTION 3: 30µ" [0.76 µm] MIN. GOLD ON MATING AREA AND 100-150 µ" (3.81-7.62 µm) MIN. LOW WHISKER MATTE TIN PLATING ON TERMINATION OVER 50µ" [1.27 µm] MIN. NICKEL UNDER LAYER.  
 PLATING OPTION 5: 15µ" [0.76 µm] MIN. GOLD ON MATING AREA AND 2 µ" (0.05 µm) GOLD FLASH PLATING ON TERMINATION OVER 50µ" [1.27 µm] MIN. NICKEL UNDER LAYER.  
 PLATING OPTION 6: 15µ" [0.76 µm] MIN. GOLD ON MATING AREA AND 100-150 µ" (3.81-7.62 µm) MIN. LOW WHISKER MATTE TIN PLATING ON TERMINATION OVER 50µ" [1.27 µm] MIN. NICKEL UNDER LAYER.

PACKAGING:  
 TAPE AND REEL.  
 TEMPERATURE RANGE: -40°C TO +85°C

AMPHENOL PART NUMBER CONFIGURATION

UE78-A X 1 1 X-0 X X X H

NUMBER OF PORTS

2 = 2 PORTS  
 4 = 4 PORTS  
 6 = 6 PORTS

MOUNTING

0 = STANDARD  
 4 = REAR PRESS-FIT PINS

OPTIONAL DUST COVER

0 - WITHOUT DUST COVER  
 D - WITH DUST COVER (SHIP LOOSE)

PACKAGING

H = TAPE AND REEL FOR CONNECTOR,  
 TRAY FOR CAGE

PLATING OPTIONAL FOR CAGE

1 - TIN  
 2 - NICKEL

PLATING OPTION FOR CONNECTOR

2 = 30µ" GOLD PLATING ON MATING AREA  
 GOLD FLASH ON TAILS  
 3 = 30µ" GOLD PLATING ON MATING AREA  
 150-300µ" MATTE TIN ON TAILS  
 5 = 15µ" GOLD PLATING ON MATING AREA  
 GOLD FLASH ON TAILS  
 6 = 15µ" GOLD PLATING ON MATING AREA  
 150-300µ" MATTE TIN ON TAILS



**DO NOT SCALE DRAWING**

THIS DOCUMENT CONTAINS PROPRIETARY INFORMATION AND SUCH INFORMATION MAY NOT BE DISCLOSED TO OTHERS FOR ANY PURPOSE OR USED FOR MANUFACTURING PURPOSES WITHOUT PERMISSION FROM AMPHENOL CANADA CORP.

CAGE PART NUMBER  
 (P/N DOES NOT INCLUDE  
 PACKAGING TYPE AND  
 DUST COVER OPTION)

DATE CODE

U77-A411X-X001  
 (IF ORDER SEPARATELY)

CONNECTOR PART NUMBER  
 (P/N DOES NOT INCLUDE  
 PACKAGINGTYPE)

U77-A211X-X001  
 (IF ORDER SEPARATELY)

DATE CODE

UE75-A20-X000T  
 (IF ORDER SEPARATELY)

OPTIONAL DUST COVER  
 (SHIP LOOSE)  
 P/N U77-1110-8000-P  
 (IF ORDER SEPARATELY)

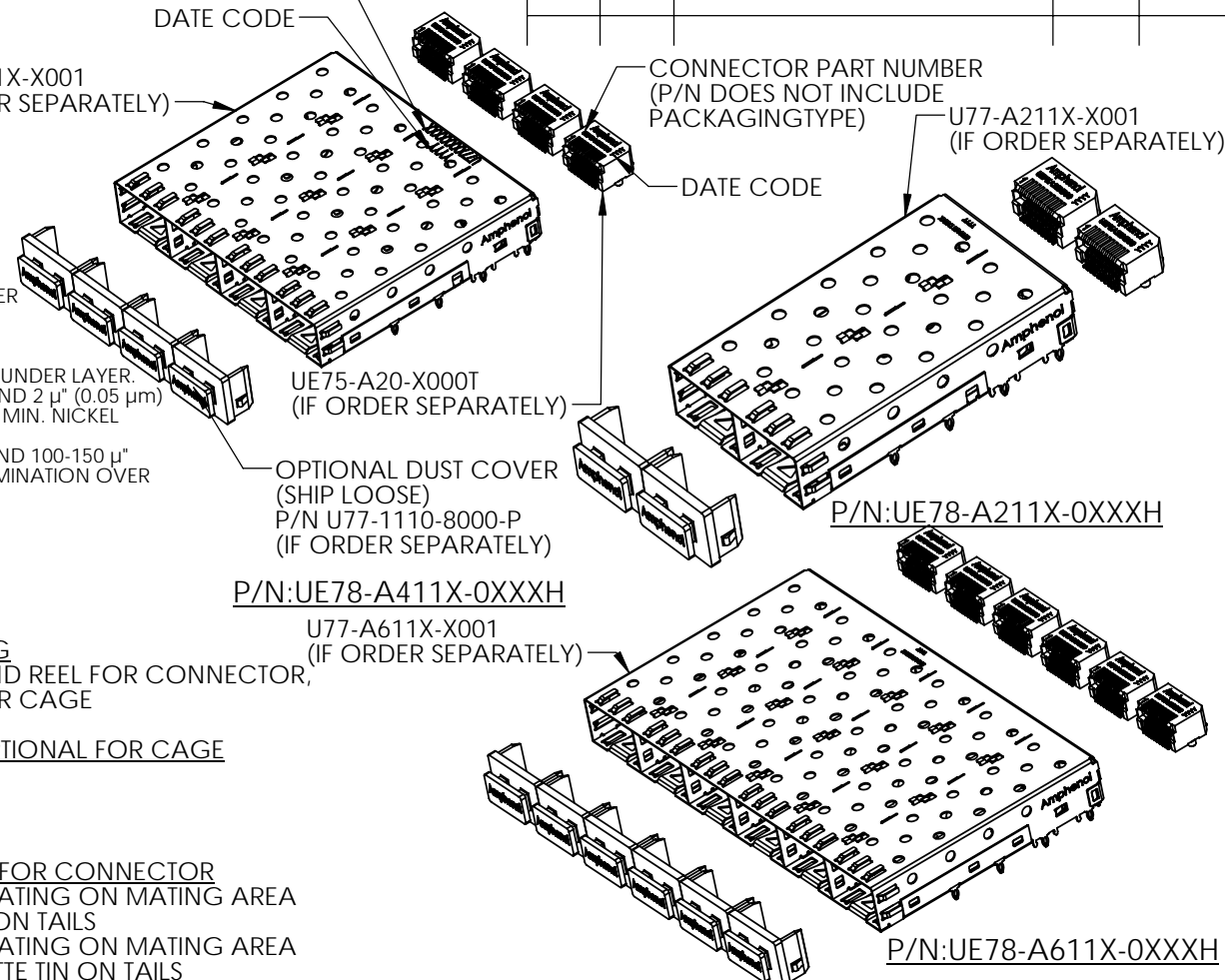
P/N:UE78-A411X-0XXXXH

U77-A611X-X001  
 (IF ORDER SEPARATELY)

P/N:UE78-A211X-0XXXXH

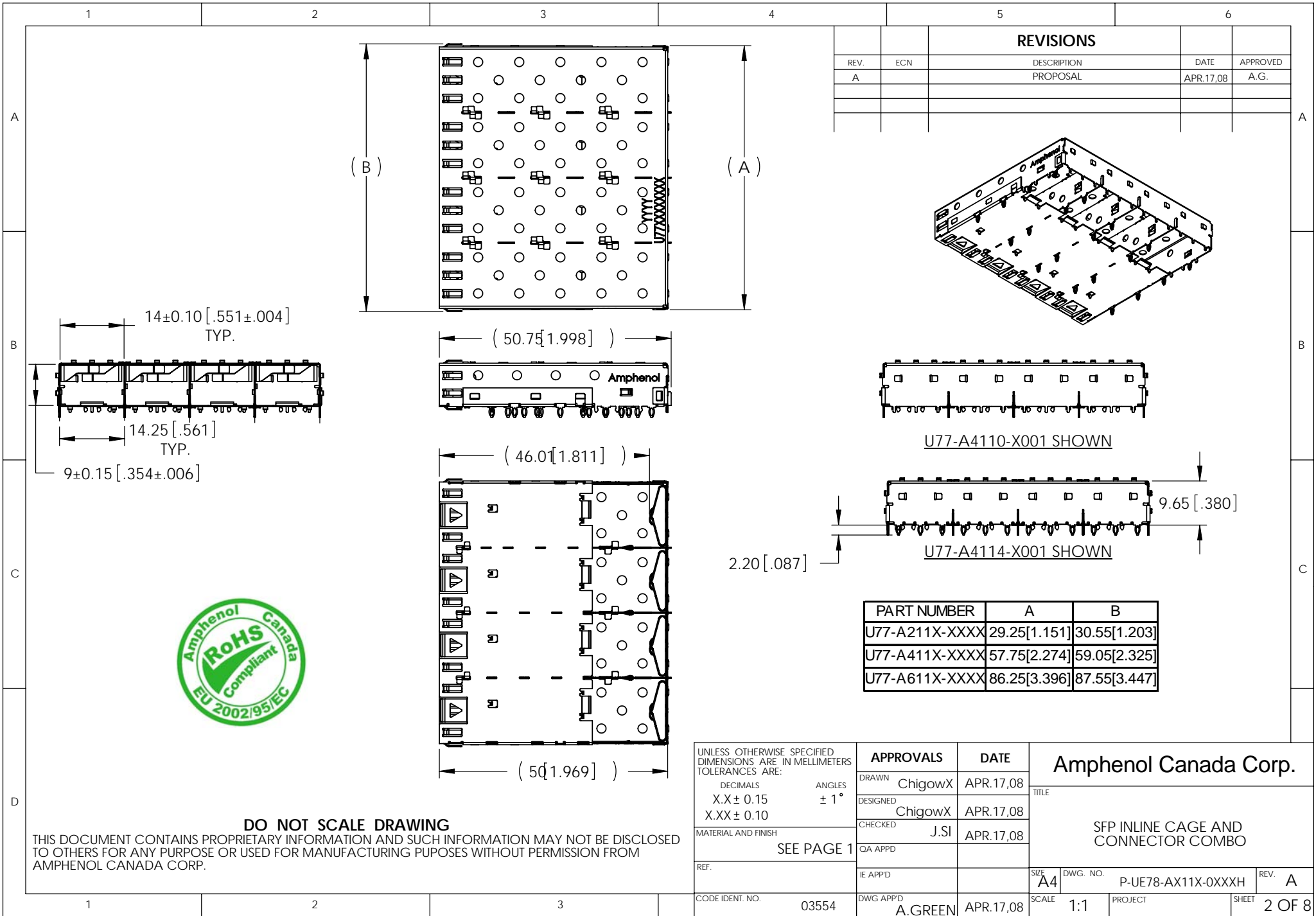
P/N:UE78-A611X-0XXXXH

REVISIONS				
REV.	ECN	DESCRIPTION	DATE	APPROVED
A		PROPOSAL	APR.17.08	A.G.

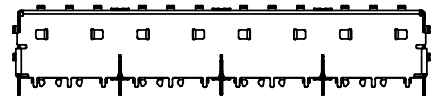
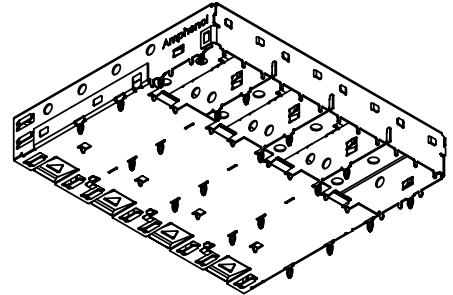


UNLESS OTHERWISE SPECIFIED DIMENSIONS ARE IN MILLIMETERS TOLERANCES ARE:		<b>APPROVALS</b>	<b>DATE</b>
DECIMALS	ANGLES	DRAWN ChigowX	APR.17.08
X.X ± 0.15	± 1°	DESIGNED ChigowX	APR.17.08
X.XX ± 0.10		CHECKED J.SI	APR.17.08
MATERIAL AND FINISH	SEE NOTE	QA APPD	
REF.		IE APPD	
CODE IDENT. NO.	03554	DWG APPD A.GREEN	APR.17.08

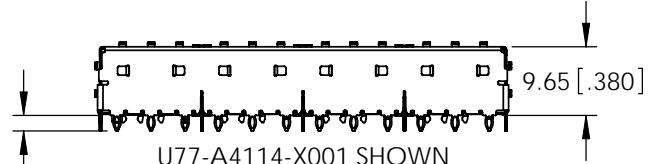
<b>Amphenol Canada Corp.</b>			
TITLE			
SFP INLINE CAGE AND CONNECTOR COMBO			
SIZE A4	DWG. NO. P-UE78-AX11X-0XXXXH	REV. A	
SCALE 3:2	PROJECT	SHEET 1 OF 8	



REVISIONS				
REV.	ECN	DESCRIPTION	DATE	APPROVED
A		PROPOSAL	APR.17.08	A.G.



U77-A4110-X001 SHOWN



U77-A4114-X001 SHOWN

PART NUMBER	A	B
U77-A211X-XXXX	29.25[1.151]	30.55[1.203]
U77-A411X-XXXX	57.75[2.274]	59.05[2.325]
U77-A611X-XXXX	86.25[3.396]	87.55[3.447]



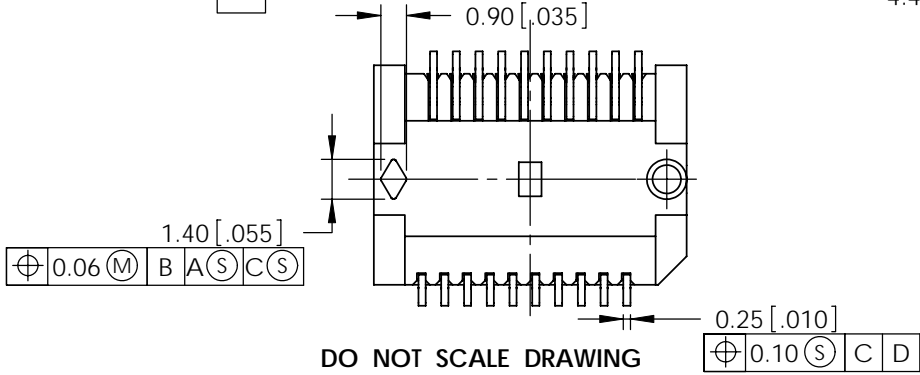
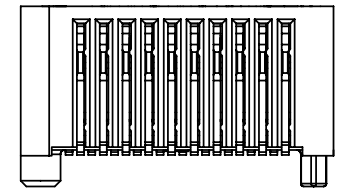
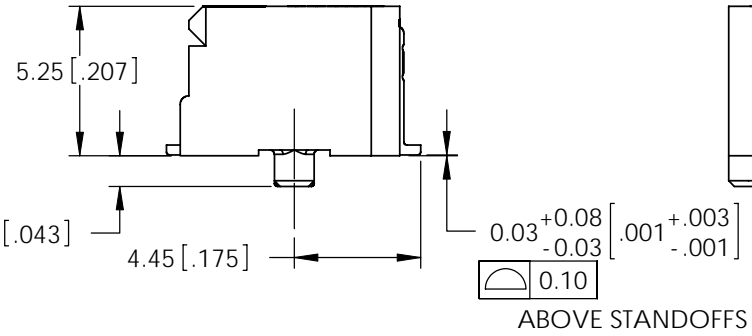
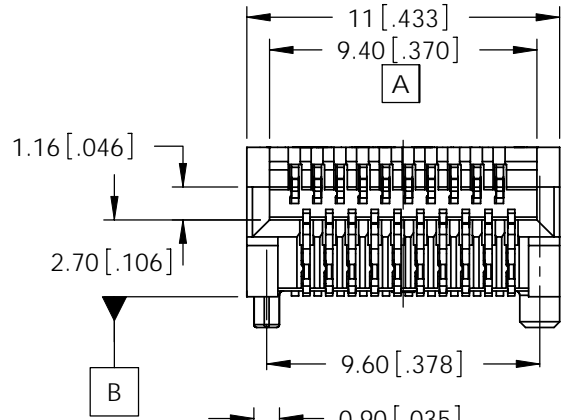
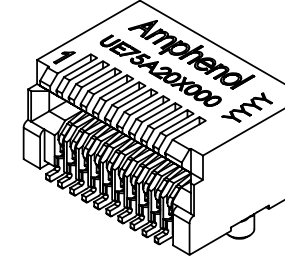
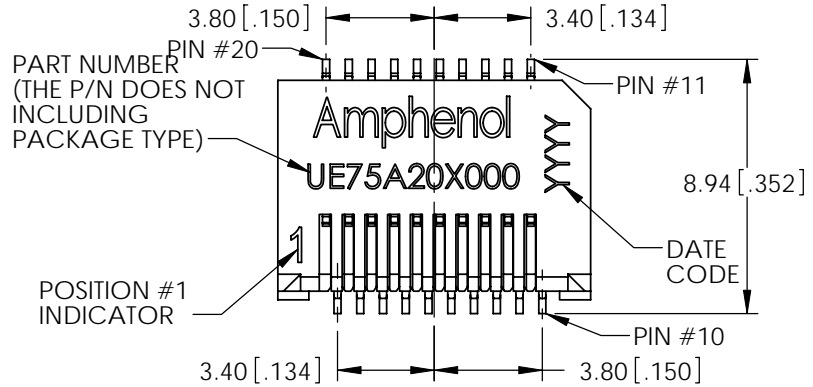
**DO NOT SCALE DRAWING**

THIS DOCUMENT CONTAINS PROPRIETARY INFORMATION AND SUCH INFORMATION MAY NOT BE DISCLOSED TO OTHERS FOR ANY PURPOSE OR USED FOR MANUFACTURING PUPOSES WITHOUT PERMISSION FROM AMPHENOL CANADA CORP.

UNLESS OTHERWISE SPECIFIED DIMENSIONS ARE IN MELLIMETERS TOLERANCES ARE: DECIMALS X.X ± 0.15 ANGLES ± 1° MATERIAL AND FINISH SEE PAGE 1 REF. CODE IDENT. NO. 03554	<b>APPROVALS</b>	<b>DATE</b>	<b>Amphenol Canada Corp.</b>  SFP INLINE CAGE AND CONNECTOR COMBO  SIZE A4 DWG. NO. P-UE78-AX11X-0XXXXH REV. A SCALE 1:1 PROJECT SHEET 2 OF 8
	DRAWN ChigowX	APR.17.08	
	DESIGNED ChigowX	APR.17.08	
	CHECKED J.SI	APR.17.08	
	QA APPD		
	IE APPD		
	DWG APPD A.GREEN	APR.17.08	

**REVISIONS**

REV.	ECN	DESCRIPTION	DATE	APPROVED
A		PROPOSAL	APR.17.08	A.G.

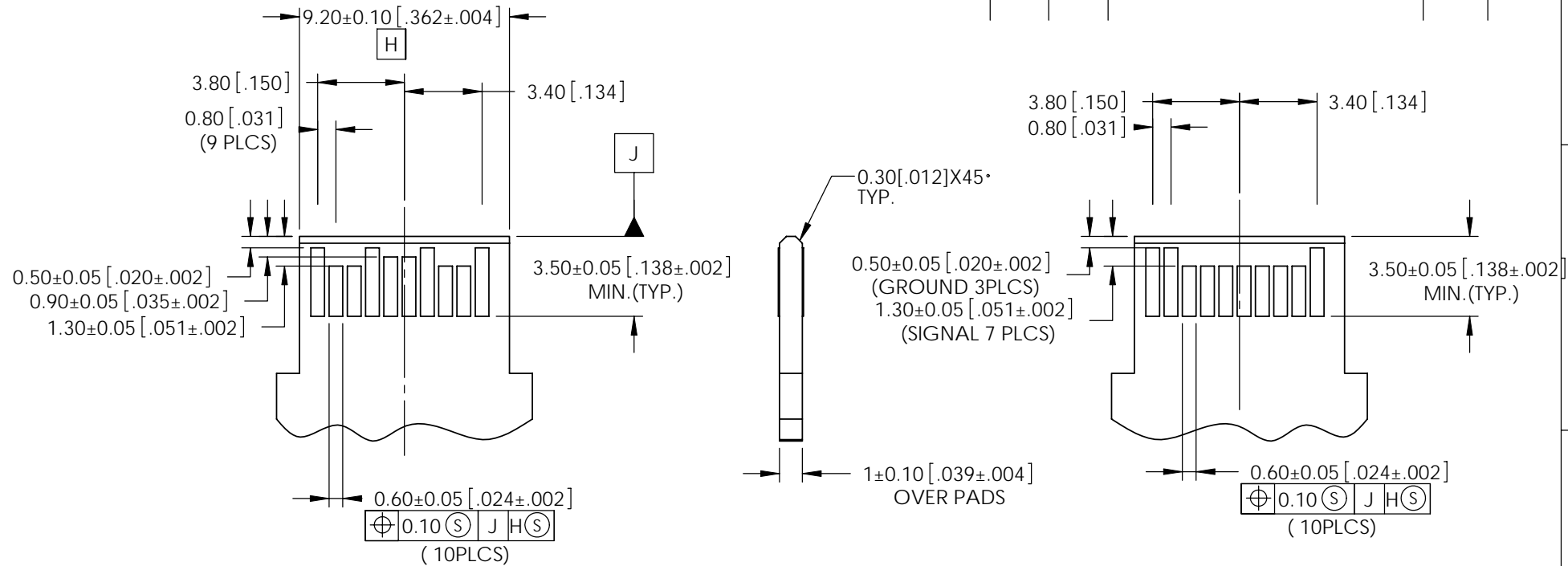


UNLESS OTHERWISE SPECIFIED DIMENSIONS ARE IN MILLIMETERS TOLERANCES ARE: DECIMALS X.X ± 0.15 X.XX ± 0.10 MATERIAL AND FINISH SEE PAGE 1 REF. CODE IDENT. NO. 03554	<b>APPROVALS</b>	<b>DATE</b>
	DRAWN ChigowX	APR.17.08
	DESIGNED ChigowX	APR.17.08
	CHECKED J.SI	APR.17.08
	QA APPD	
	IE APPD	
	DWG APPD A.GREEN	APR.17.08

<b>Amphenol Canada Corp.</b>			
TITLE			
SFP INLINE CAGE AND CONNECTOR COMBO			
SIZE A4	DWG. NO. P-UE78-AX11X-0XXXH	REV. A	
SCALE 1:1	PROJECT	SHEET 3 OF 8	

THIS DOCUMENT CONTAINS PROPRIETARY INFORMATION AND SUCH INFORMATION MAY NOT BE DISCLOSED TO OTHERS FOR ANY PURPOSE OR USED FOR MANUFACTURING PUPOSES WITHOUT PERMISSION FROM AMPHENOL CANADA CORP.

REVISIONS				
REV.	ECN	DESCRIPTION	DATE	APPROVED
A		PROPOSAL	APR.17,08	A.G.



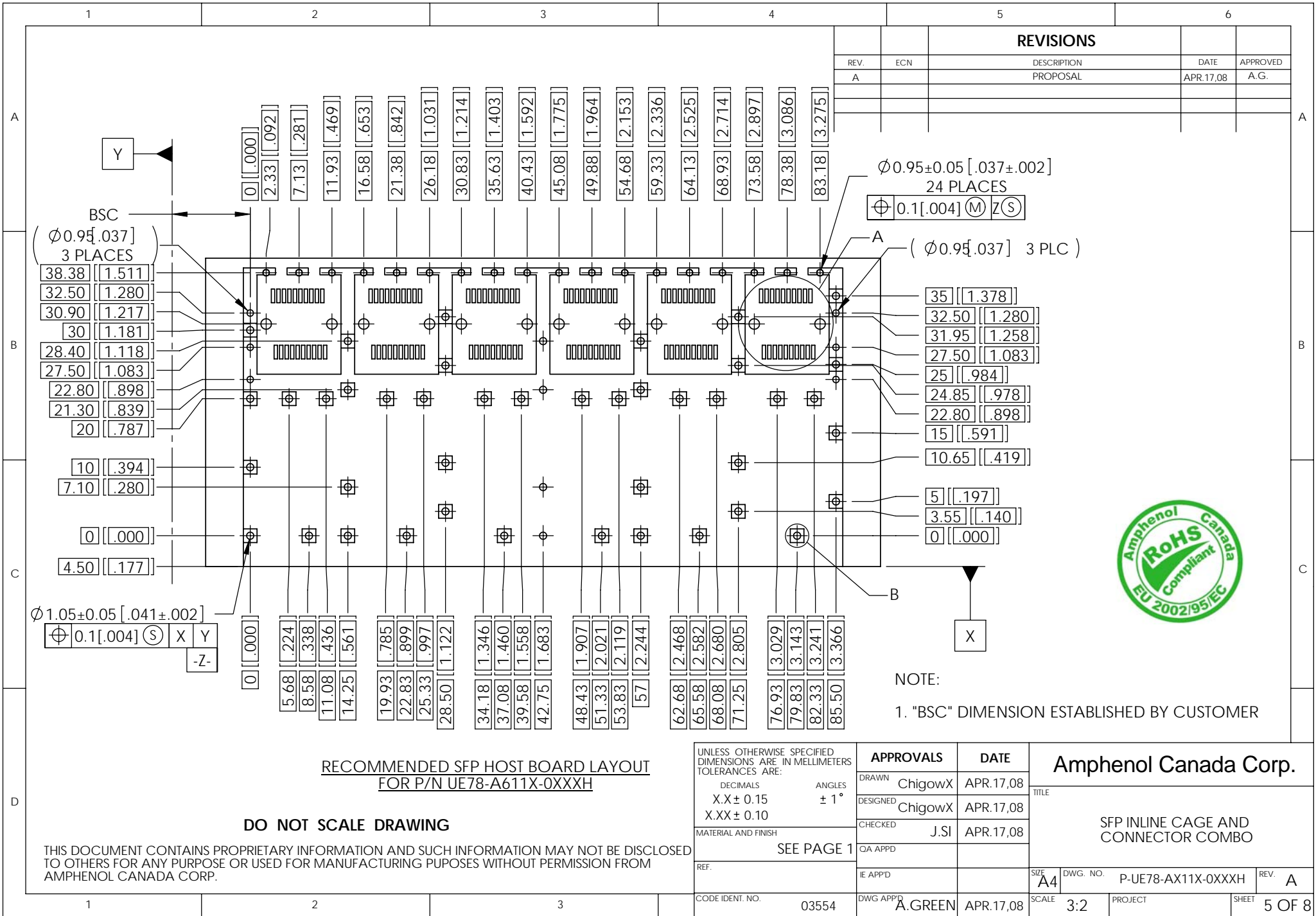
RECOMMENDED LAYOUT DETAIL  
MATING TRANSCEIVER PCB



**DO NOT SCALE DRAWING**

THIS DOCUMENT CONTAINS PROPRIETARY INFORMATION AND SUCH INFORMATION MAY NOT BE DISCLOSED TO OTHERS FOR ANY PURPOSE OR USED FOR MANUFACTURING PURPOSES WITHOUT PERMISSION FROM AMPHENOL CANADA CORP.

UNLESS OTHERWISE SPECIFIED DIMENSIONS ARE IN MILLIMETERS TOLERANCES ARE:		<b>APPROVALS</b>		<b>DATE</b>		<b>Amphenol Canada Corp.</b>	
DECIMALS	ANGLES	DRAWN	ChigowX	APR.17,08	TITLE		
X.X ± 0.15	± 1°	DESIGNED	ChigowX	APR.17,08	SFP INLINE CAGE AND CONNECTOR COMBO		REV. A
X.XX ± 0.10		CHECKED	J.SI	APR.17,08			
MATERIAL AND FINISH		O/A APPD		IE APPD		SIZE	DWG. NO.
SEE PAGE 1						A4	P-UE78-AX11X-0XXXH
REF.		DWG APPD		SCALE		PROJECT	
CODE IDENT. NO.	03554	A.GREEN		5:1		SHEET	
		APR.17,08				4 OF 8	



REVISIONS				
REV.	ECN	DESCRIPTION	DATE	APPROVED
A		PROPOSAL	APR.17,08	A.G.

$\varnothing 0.95 \pm 0.05$  [.037  $\pm$  .002]  
 24 PLACES  
 $\varnothing 0.1$  [.004] (M) (Z) (S)

NOTE:  
 1. "BSC" DIMENSION ESTABLISHED BY CUSTOMER

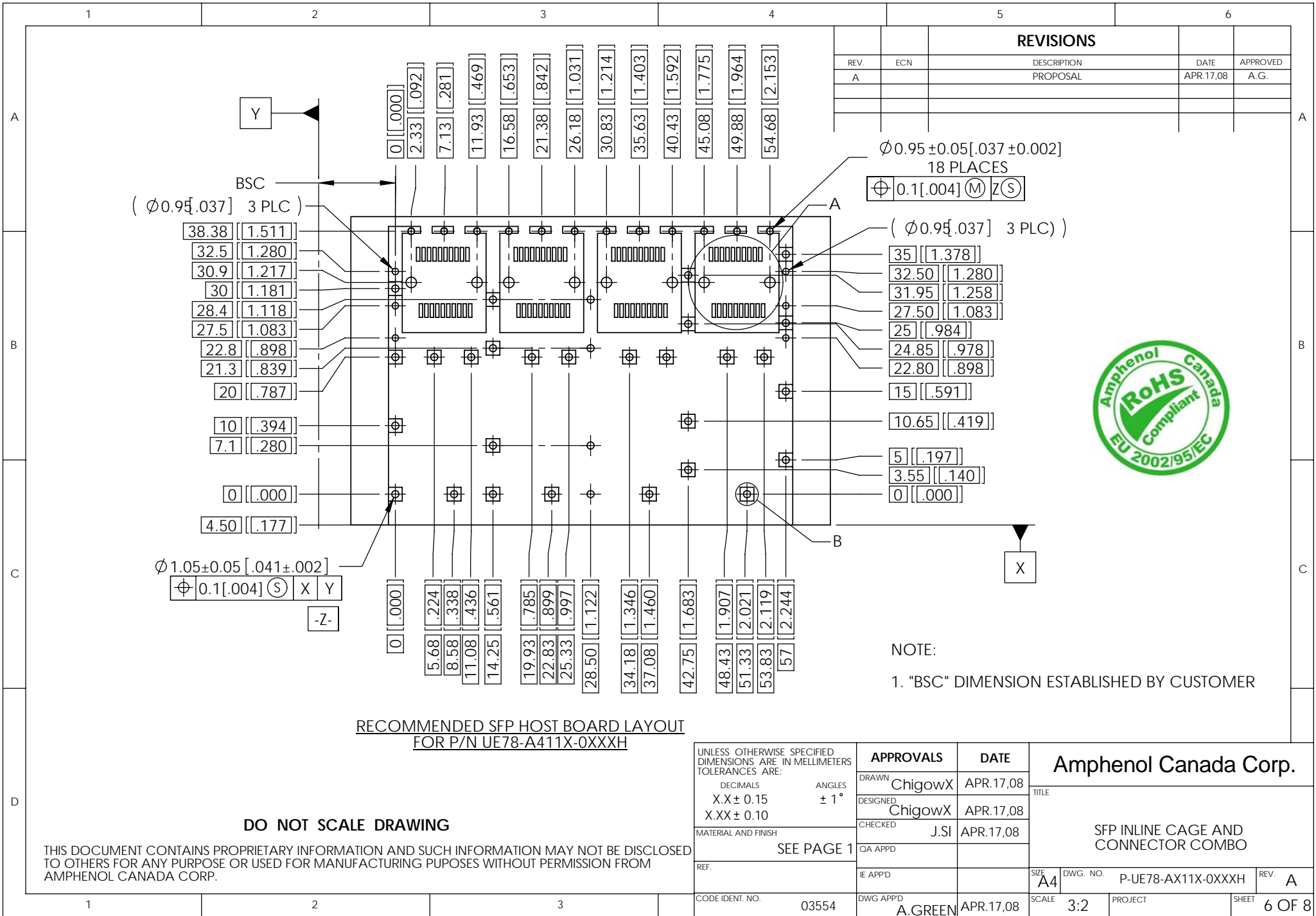


**RECOMMENDED SFP HOST BOARD LAYOUT  
 FOR P/N UE78-A611X-0XXXH**

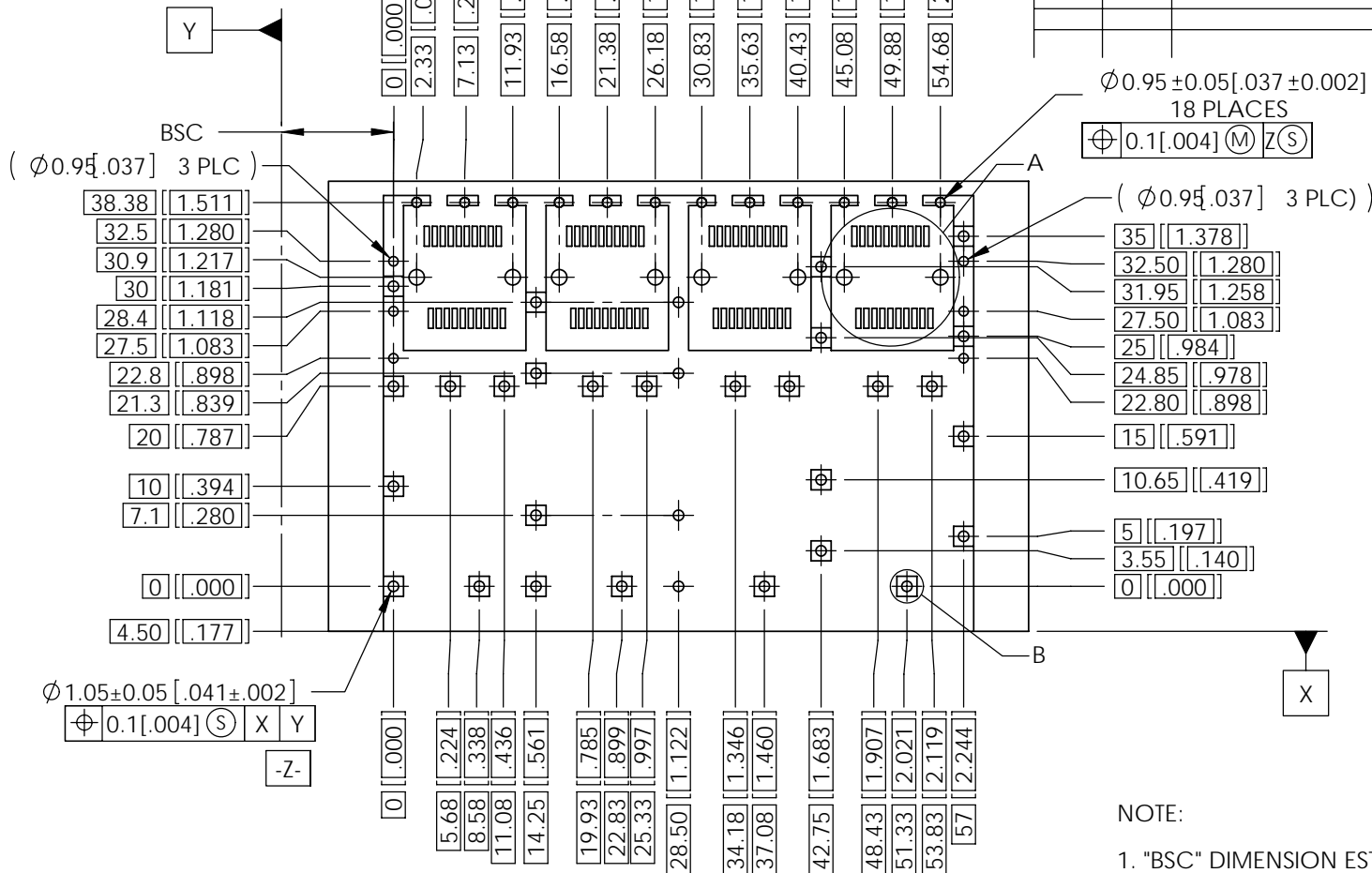
**DO NOT SCALE DRAWING**

THIS DOCUMENT CONTAINS PROPRIETARY INFORMATION AND SUCH INFORMATION MAY NOT BE DISCLOSED  
 TO OTHERS FOR ANY PURPOSE OR USED FOR MANUFACTURING PUPOSES WITHOUT PERMISSION FROM  
 AMPHENOL CANADA CORP.

UNLESS OTHERWISE SPECIFIED DIMENSIONS ARE IN MILLIMETERS TOLERANCES ARE:		<b>APPROVALS</b>		<b>DATE</b>		<b>Amphenol Canada Corp.</b>	
DECIMALS	ANGLES	DRAWN	ChigowX	APR.17,08	TITLE		
X.X $\pm$ 0.15	$\pm 1^\circ$	DESIGNED	ChigowX	APR.17,08	SFP INLINE CAGE AND CONNECTOR COMBO		
X.XX $\pm$ 0.10		CHECKED	J.SI	APR.17,08			
MATERIAL AND FINISH		QA APPD					
SEE PAGE 1		IE APPD					
REF.		DWG APPD	A.GREEN	APR.17,08	SIZE A4	DWG. NO. P-UE78-AX11X-0XXXH	REV. A
CODE IDENT. NO. 03554		SCALE	3:2	PROJECT		SHEET	5 OF 8



REVISIONS				
REV.	ECN	DESCRIPTION	DATE	APPROVED
A		PROPOSAL	APR.17,08	A.G.



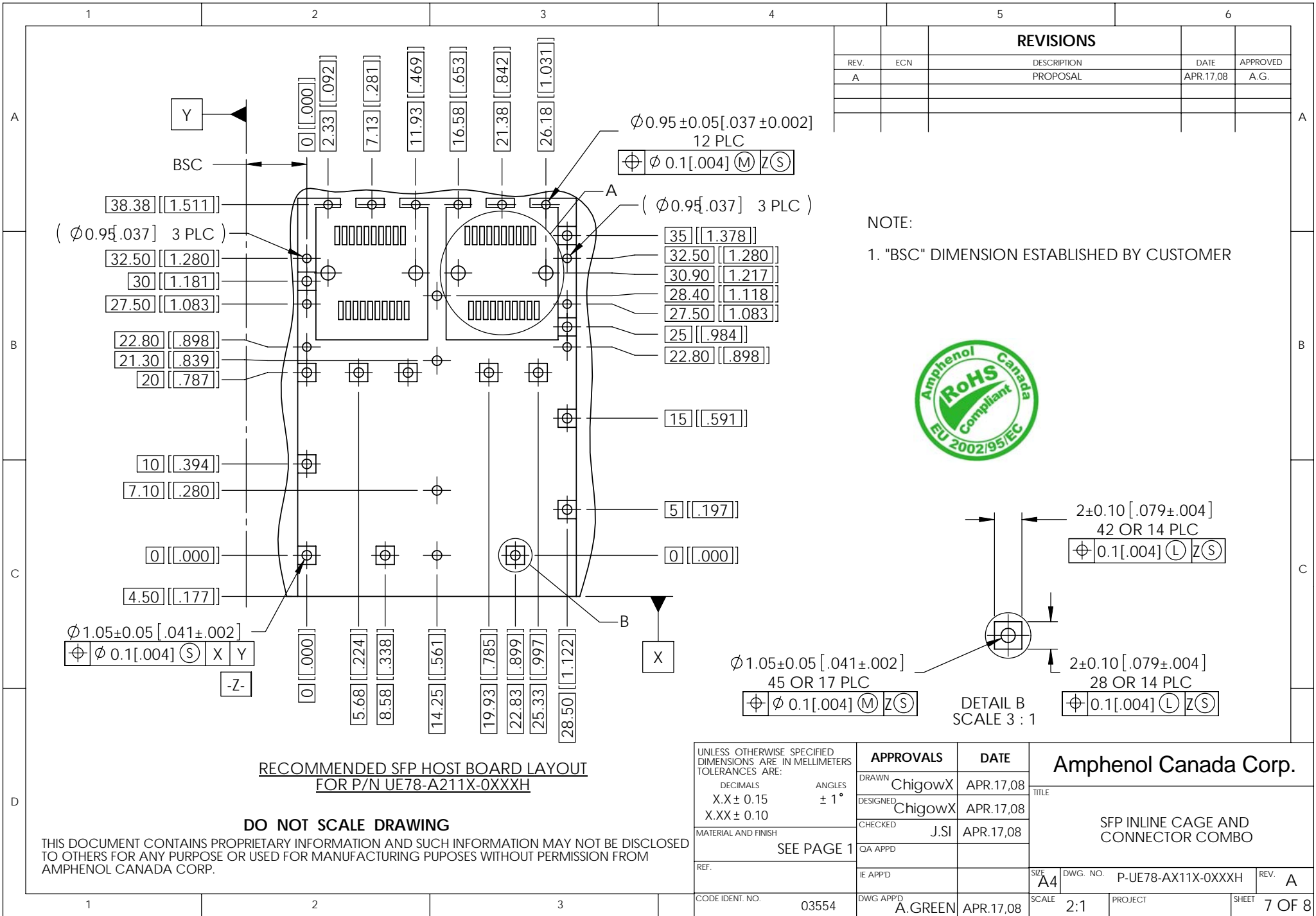
NOTE:  
1. "BSC" DIMENSION ESTABLISHED BY CUSTOMER

**RECOMMENDED SFP HOST BOARD LAYOUT  
FOR P/N UE78-A411X-0XXXXH**

**DO NOT SCALE DRAWING**

THIS DOCUMENT CONTAINS PROPRIETARY INFORMATION AND SUCH INFORMATION MAY NOT BE DISCLOSED TO OTHERS FOR ANY PURPOSE OR USED FOR MANUFACTURING PUPOSES WITHOUT PERMISSION FROM AMPHENOL CANADA CORP.

UNLESS OTHERWISE SPECIFIED DIMENSIONS ARE IN MELLIMETERS TOLERANCES ARE: DECIMALS X.X $\pm$ 0.15 X.XX $\pm$ 0.10 MATERIAL AND FINISH SEE PAGE 1 REF. CODE IDENT. NO. 03554	<b>APPROVALS</b>	<b>DATE</b>	Amphenol Canada Corp.  SFP INLINE CAGE AND CONNECTOR COMBO  SIZE A4 DWG. NO. P-UE78-AX11X-0XXXXH REV. A SCALE 3:2 PROJECT SHEET 6 OF 8
	DRAWN ChigowX	APR.17,08	
	DESIGNED ChigowX	APR.17,08	
	CHECKED J.SI	APR.17,08	
	QA APPD		
IE APPD			
DWG APPD A.GREEN	APR.17,08		



REVISIONS				
REV.	ECN	DESCRIPTION	DATE	APPROVED
A		PROPOSAL	APR.17,08	A.G.

NOTE:  
1. "BSC" DIMENSION ESTABLISHED BY CUSTOMER



RECOMMENDED SFP HOST BOARD LAYOUT  
FOR P/N UE78-A211X-0XXXH

**DO NOT SCALE DRAWING**

THIS DOCUMENT CONTAINS PROPRIETARY INFORMATION AND SUCH INFORMATION MAY NOT BE DISCLOSED TO OTHERS FOR ANY PURPOSE OR USED FOR MANUFACTURING PURPOSES WITHOUT PERMISSION FROM AMPHENOL CANADA CORP.

UNLESS OTHERWISE SPECIFIED DIMENSIONS ARE IN MILLIMETERS TOLERANCES ARE:		<b>APPROVALS</b>		<b>DATE</b>	
DECIMALS	ANGLES	DRAWN	ChigowX	APR.17,08	TITLE
X.X ± 0.15	± 1°	DESIGNED	ChigowX	APR.17,08	
X.XX ± 0.10		CHECKED	J.SI	APR.17,08	
MATERIAL AND FINISH		QA APPD			
SEE PAGE 1		IE APPD			SIZE <b>A4</b>
REF.		DWG APPD		A.GREEN	
CODE IDENT. NO.	03554	APR.17,08		SCALE	DWG. NO. P-UE78-AX11X-0XXXH
				2:1	PROJECT
				SHEET	
				7 OF 8	

**Amphenol Canada Corp.**

SFP INLINE CAGE AND CONNECTOR COMBO

REV: A