

MATERIAL (RoHS COMPLIANCE):

CAGE:
 COPPER ALLOY
 PLATING OPTION 1: 100µ" [2.54 µm] MIN. TIN
 PLATING OVER 50 µ" (1.27 µm) MIN. NICKEL UNDER PLATING.
 PLATING OPTION 2: 100µ" [3.81 µm] MIN. NICKEL PLATING

DUST COVER
 THERMOPLASTIC, COLOR BLACK.
 PACKAGING:
 TRAY PACKAGING.
 TEMPERATURE RANGE: -40°C TO +85°C

CONNECTOR:
 PLASTIC HOUSING:
 HIGH TEMPERATURE LCP FLAMMABILITY RATING UL94V-0.
 CONTACTS:
 PHOSPHOR BRONZE

PLATING OPTION 2: 30µ" [0.76 µm] MIN. GOLD ON MATING AREA AND 2 µ" (0.05 µm) GOLD FLASH PLATING ON TERMINATION OVER 50µ" [1.27 µm] MIN. NICKEL UNDER LAYER.
 PLATING OPTION 3: 30µ" [0.76 µm] MIN. GOLD ON MATING AREA AND 100-150 µ" (3.81-7.62 µm) MIN. LOW WHISKER MATTE TIN PLATING ON TERMINATION OVER 50µ" [1.27 µm] MIN. NICKEL UNDER LAYER.
 PLATING OPTION 5: 15µ" [0.76 µm] MIN. GOLD ON MATING AREA AND 2 µ" (0.05 µm) GOLD FLASH PLATING ON TERMINATION OVER 50µ" [1.27 µm] MIN. NICKEL UNDER LAYER.
 PLATING OPTION 6: 15µ" [0.76 µm] MIN. GOLD ON MATING AREA AND 100-150 µ" (3.81-7.62 µm) MIN. LOW WHISKER MATTE TIN PLATING ON TERMINATION OVER 50µ" [1.27 µm] MIN. NICKEL UNDER LAYER.

PACKAGING:
 TAPE AND REEL.
 TEMPERATURE RANGE: -40°C TO +85°C

AMPHENOL PART NUMBER CONFIGURATION

UE78-A X 1 1 X-0 X X X H

NUMBER OF PORTS

2 = 2 PORTS
 4 = 4 PORTS
 6 = 6 PORTS

MOUNTING

0 = STANDARD
 4 = REAR PRESS-FIT PINS

OPTIONAL DUST COVER

0 - WITHOUT DUST COVER
 D - WITH DUST COVER (SHIP LOOSE)

PACKAGING

H = TAPE AND REEL FOR CONNECTOR,
 TRAY FOR CAGE

PLATING OPTIONAL FOR CAGE

1 - TIN
 2 - NICKEL

PLATING OPTION FOR CONNECTOR

2 = 30µ" GOLD PLATING ON MATING AREA
 GOLD FLASH ON TAILS
 3 = 30µ" GOLD PLATING ON MATING AREA
 150-300µ" MATTE TIN ON TAILS
 5 = 15µ" GOLD PLATING ON MATING AREA
 GOLD FLASH ON TAILS
 6 = 15µ" GOLD PLATING ON MATING AREA
 150-300µ" MATTE TIN ON TAILS



DO NOT SCALE DRAWING

THIS DOCUMENT CONTAINS PROPRIETARY INFORMATION AND SUCH INFORMATION MAY NOT BE DISCLOSED TO OTHERS FOR ANY PURPOSE OR USED FOR MANUFACTURING PURPOSES WITHOUT PERMISSION FROM AMPHENOL CANADA CORP.

CAGE PART NUMBER
 (P/N DOES NOT INCLUDE
 PACKAGING TYPE AND
 DUST COVER OPTION)

DATE CODE

U77-A411X-X001
 (IF ORDER SEPARATELY)

CONNECTOR PART NUMBER
 (P/N DOES NOT INCLUDE
 PACKAGINGTYPE)

U77-A211X-X001
 (IF ORDER SEPARATELY)

DATE CODE

UE75-A20-X000T
 (IF ORDER SEPARATELY)

OPTIONAL DUST COVER
 (SHIP LOOSE)
 P/N U77-1110-8000-P
 (IF ORDER SEPARATELY)

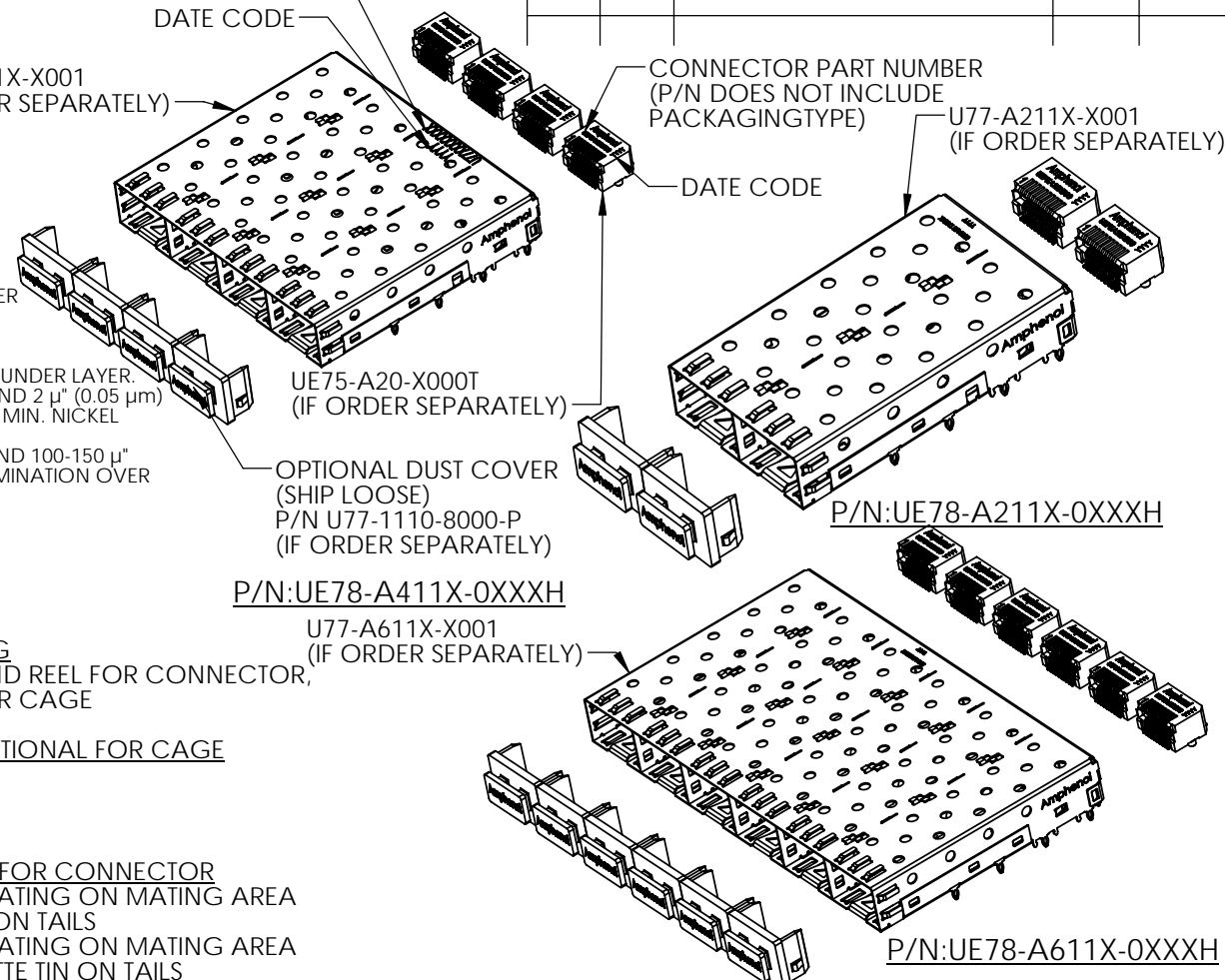
P/N:UE78-A411X-0XXXXH

U77-A611X-X001
 (IF ORDER SEPARATELY)

P/N:UE78-A211X-0XXXXH

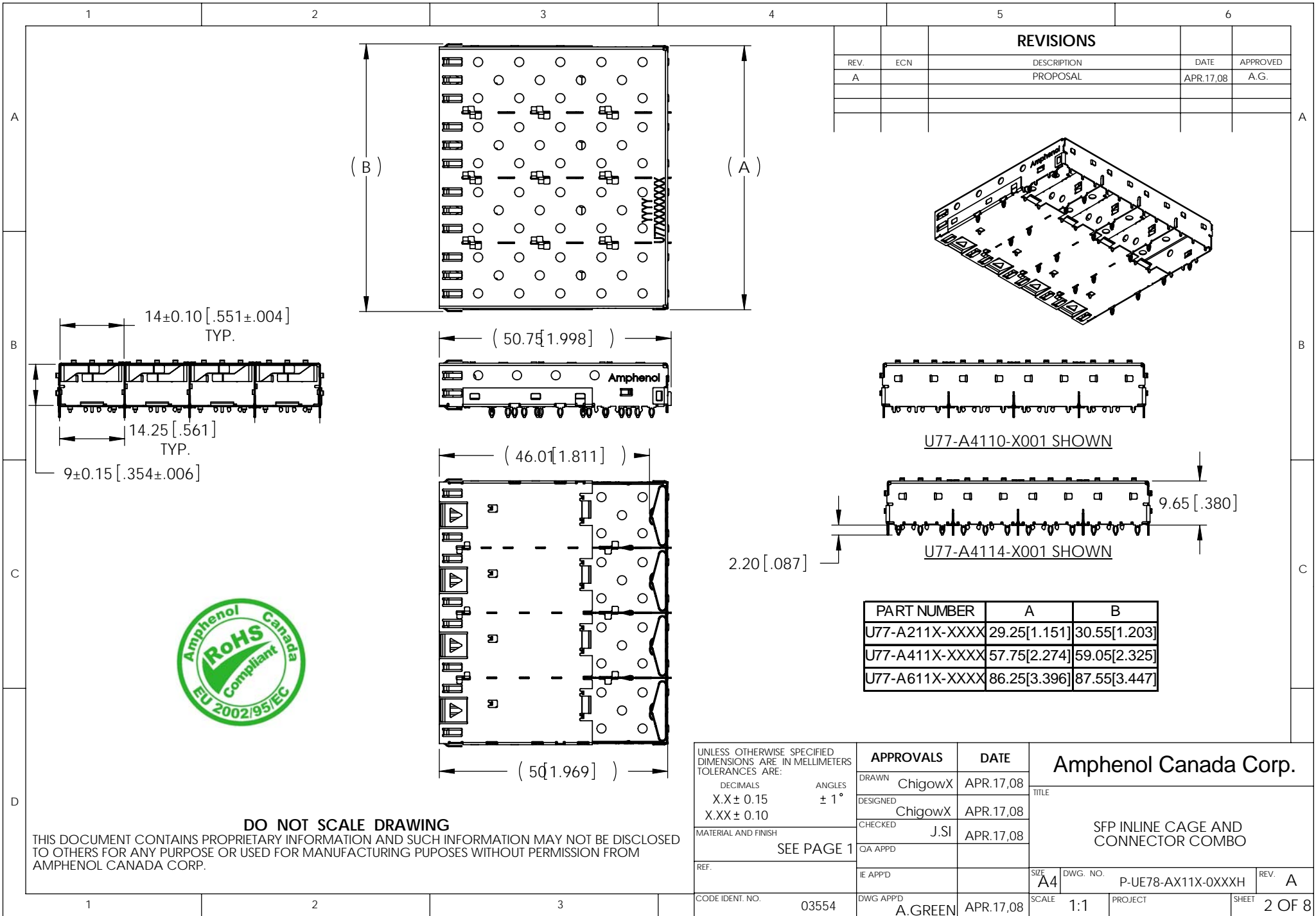
P/N:UE78-A611X-0XXXXH

REVISIONS				
REV.	ECN	DESCRIPTION	DATE	APPROVED
A		PROPOSAL	APR.17,08	A.G.

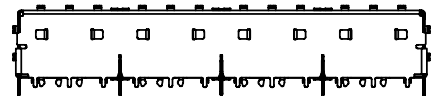
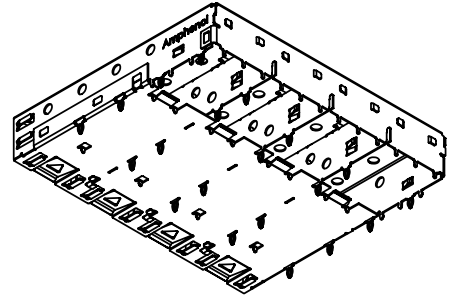


UNLESS OTHERWISE SPECIFIED DIMENSIONS ARE IN MILLIMETERS TOLERANCES ARE:		APPROVALS	DATE
DECIMALS	ANGLES	DRAWN ChigowX	APR.17,08
X.X ± 0.15	± 1°	DESIGNED ChigowX	APR.17,08
X.XX ± 0.10		CHECKED J.SI	APR.17,08
MATERIAL AND FINISH	SEE NOTE	QA APPD	
REF.		IE APPD	
CODE IDENT. NO.	03554	DWG APPD A.GREEN	APR.17,08

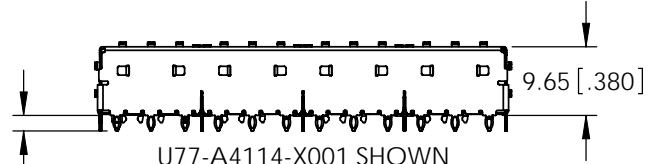
Amphenol Canada Corp.			
TITLE			
SFP INLINE CAGE AND CONNECTOR COMBO			
SIZE A4	DWG. NO. P-UE78-AX11X-0XXXXH	REV. A	
SCALE 3:2	PROJECT	SHEET 1 OF 8	



REVISIONS				
REV.	ECN	DESCRIPTION	DATE	APPROVED
A		PROPOSAL	APR.17.08	A.G.



U77-A4110-X001 SHOWN



U77-A4114-X001 SHOWN

PART NUMBER	A	B
U77-A211X-XXXX	29.25[1.151]	30.55[1.203]
U77-A411X-XXXX	57.75[2.274]	59.05[2.325]
U77-A611X-XXXX	86.25[3.396]	87.55[3.447]



DO NOT SCALE DRAWING

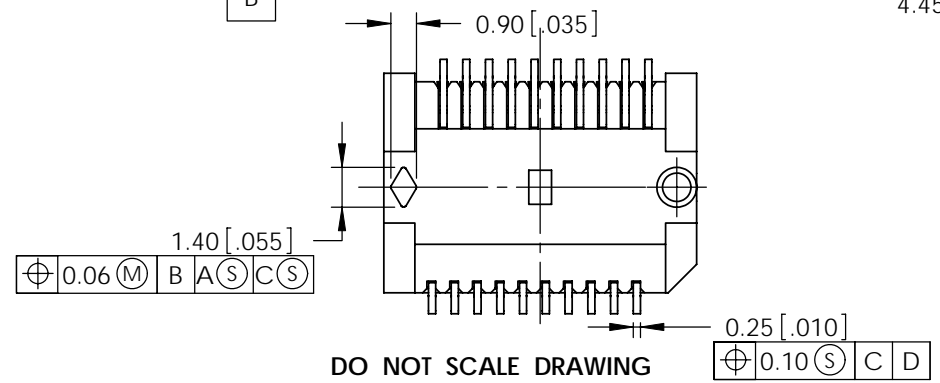
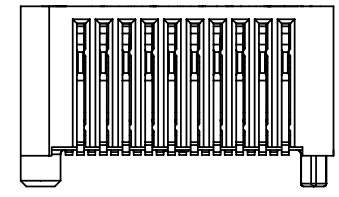
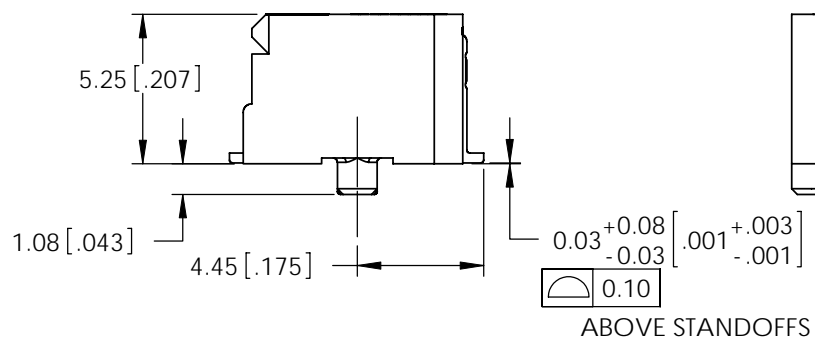
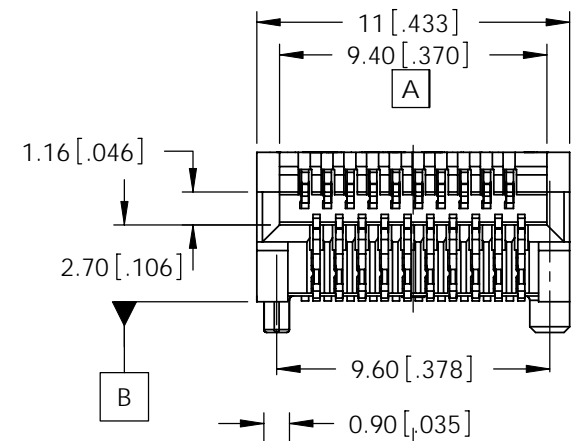
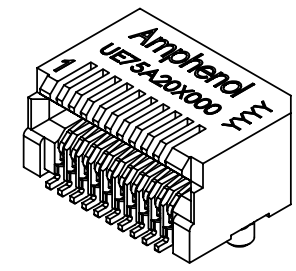
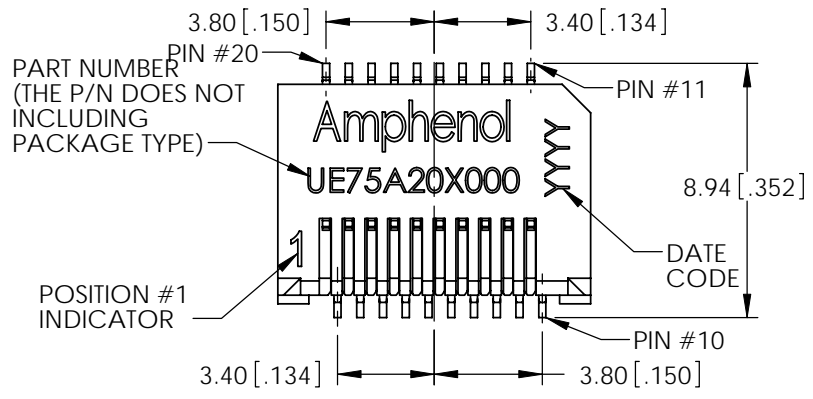
THIS DOCUMENT CONTAINS PROPRIETARY INFORMATION AND SUCH INFORMATION MAY NOT BE DISCLOSED TO OTHERS FOR ANY PURPOSE OR USED FOR MANUFACTURING PURPOSES WITHOUT PERMISSION FROM AMPHENOL CANADA CORP.

UNLESS OTHERWISE SPECIFIED DIMENSIONS ARE IN MILLIMETERS TOLERANCES ARE: DECIMALS ANGLES X.X ± 0.15 ± 1° X.XX ± 0.10	APPROVALS	DATE
	DRAWN ChigowX	APR.17.08
	DESIGNED ChigowX	APR.17.08
	CHECKED J.SI	APR.17.08
MATERIAL AND FINISH	QA APPD	
SEE PAGE 1		
REF.	IE APPD	
CODE IDENT. NO. 03554	DWG APPD A.GREEN	APR.17.08

Amphenol Canada Corp.		
TITLE		
SFP INLINE CAGE AND CONNECTOR COMBO		
SIZE A4	DWG. NO. P-UE78-AX11X-0XXXXH	REV. A
SCALE 1:1	PROJECT	SHEET 2 OF 8

1 2 3 4 5 6

REVISIONS				
REV.	ECN	DESCRIPTION	DATE	APPROVED
A		PROPOSAL	APR.17.08	A.G.



⊕ 0.06 (M) B A (S) C (S)

⊕ 0.10 (S) C D

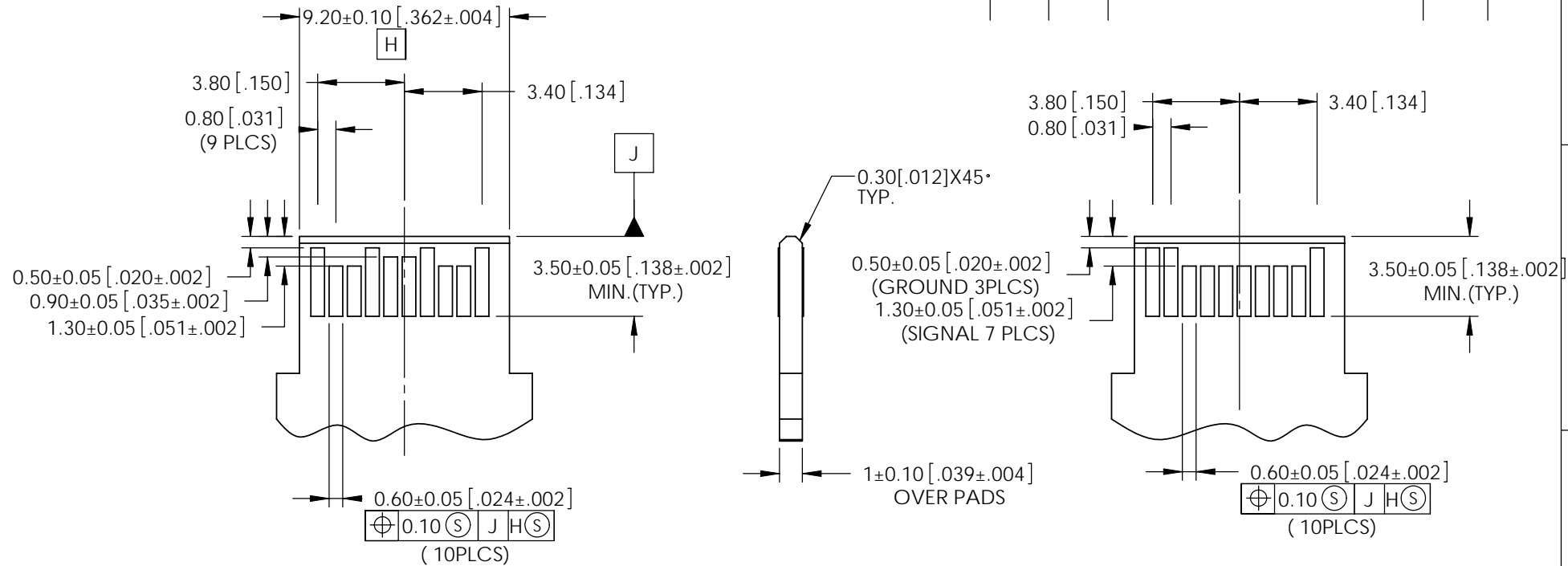
UNLESS OTHERWISE SPECIFIED DIMENSIONS ARE IN MILLIMETERS TOLERANCES ARE: DECIMALS X.X ± 0.15 X.XX ± 0.10 MATERIAL AND FINISH SEE PAGE 1 REF. CODE IDENT. NO. 03554	APPROVALS	DATE
	DRAWN ChigowX	APR.17.08
	DESIGNED ChigowX	APR.17.08
	CHECKED J.SI	APR.17.08
	QA APPD	
	IE APPD	
	DWG APPD A.GREEN	APR.17.08

Amphenol Canada Corp.			
TITLE			
SFP INLINE CAGE AND CONNECTOR COMBO			
SIZE A4	DWG. NO. P-UE78-AX11X-0XXXH	REV. A	
SCALE 1:1	PROJECT	SHEET 3 OF 8	

THIS DOCUMENT CONTAINS PROPRIETARY INFORMATION AND SUCH INFORMATION MAY NOT BE DISCLOSED TO OTHERS FOR ANY PURPOSE OR USED FOR MANUFACTURING PURPOSES WITHOUT PERMISSION FROM AMPHENOL CANADA CORP.

1 2 3 4 5 6

REVISIONS				
REV.	ECN	DESCRIPTION	DATE	APPROVED
A		PROPOSAL	APR.17,08	A.G.



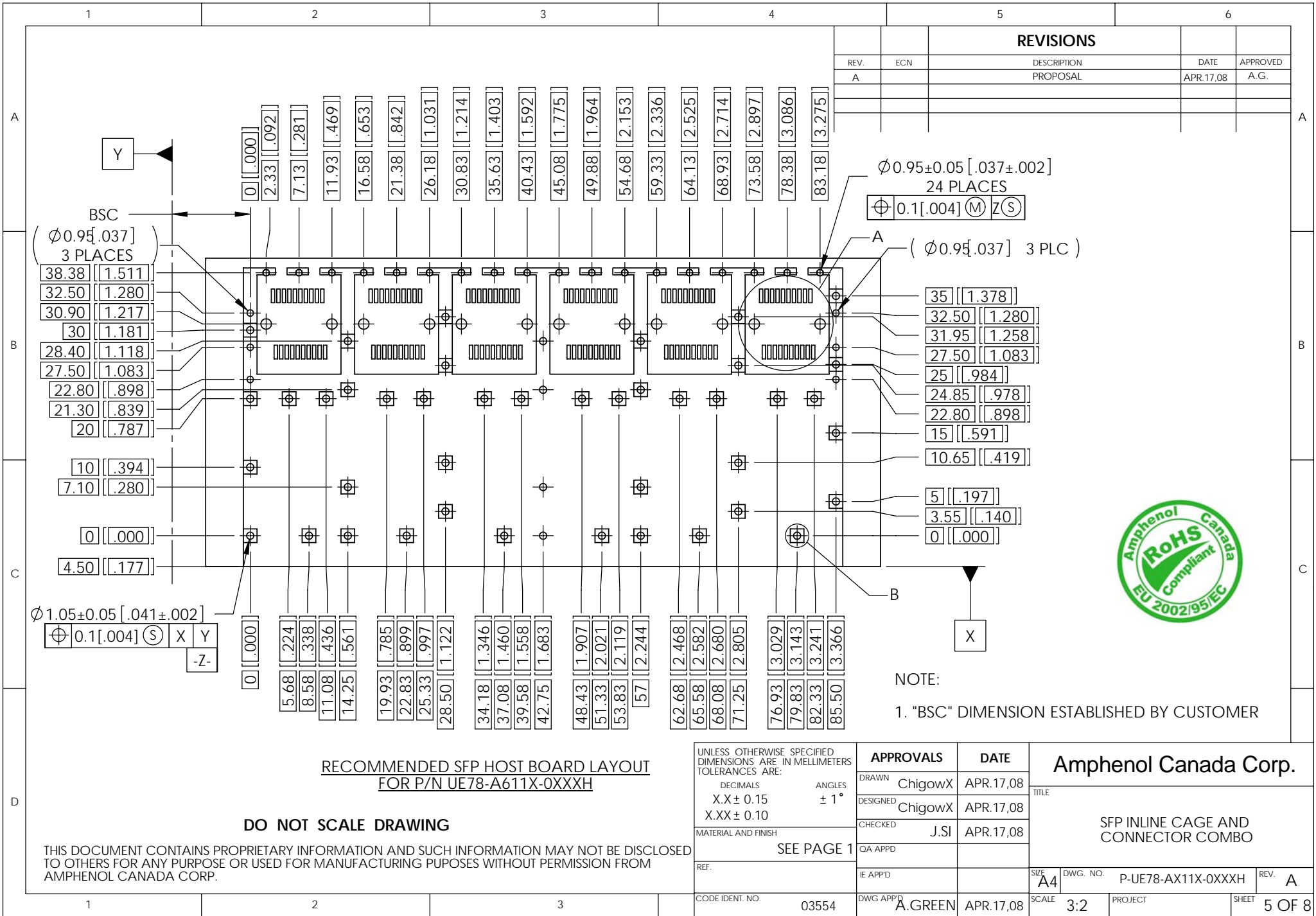
RECOMMENDED LAYOUT DETAIL
MATING TRANSCEIVER PCB



DO NOT SCALE DRAWING

THIS DOCUMENT CONTAINS PROPRIETARY INFORMATION AND SUCH INFORMATION MAY NOT BE DISCLOSED TO OTHERS FOR ANY PURPOSE OR USED FOR MANUFACTURING PURPOSES WITHOUT PERMISSION FROM AMPHENOL CANADA CORP.

UNLESS OTHERWISE SPECIFIED DIMENSIONS ARE IN MILLIMETERS TOLERANCES ARE:		APPROVALS		DATE		Amphenol Canada Corp.	
DECIMALS	ANGLES	DRAWN	ChigowX	APR.17,08	TITLE		
X.X ± 0.15	± 1°	DESIGNED	ChigowX	APR.17,08	SFP INLINE CAGE AND CONNECTOR COMBO		REV.
X.XX ± 0.10		CHECKED	J.SI	APR.17,08			A
MATERIAL AND FINISH		O/A APPD		IE APPD		SIZE	REV.
SEE PAGE 1						A4	A
REF.		DWG APPD		A.GREEN		SCALE	
CODE IDENT. NO.	03554	APR.17,08		5:1		DWG. NO.	P-UE78-AX11X-0XXXH
				PROJECT		SHEET	
						4 OF 8	



REVISIONS				
REV.	ECN	DESCRIPTION	DATE	APPROVED
A		PROPOSAL	APR.17,08	A.G.

$\varnothing 0.95 \pm 0.05$ [.037 ± .002]
 24 PLACES
 $\varnothing 0.1$ [.004] (M) (Z) (S)

($\varnothing 0.95$ [.037] 3 PLC)



NOTE:
1. "BSC" DIMENSION ESTABLISHED BY CUSTOMER

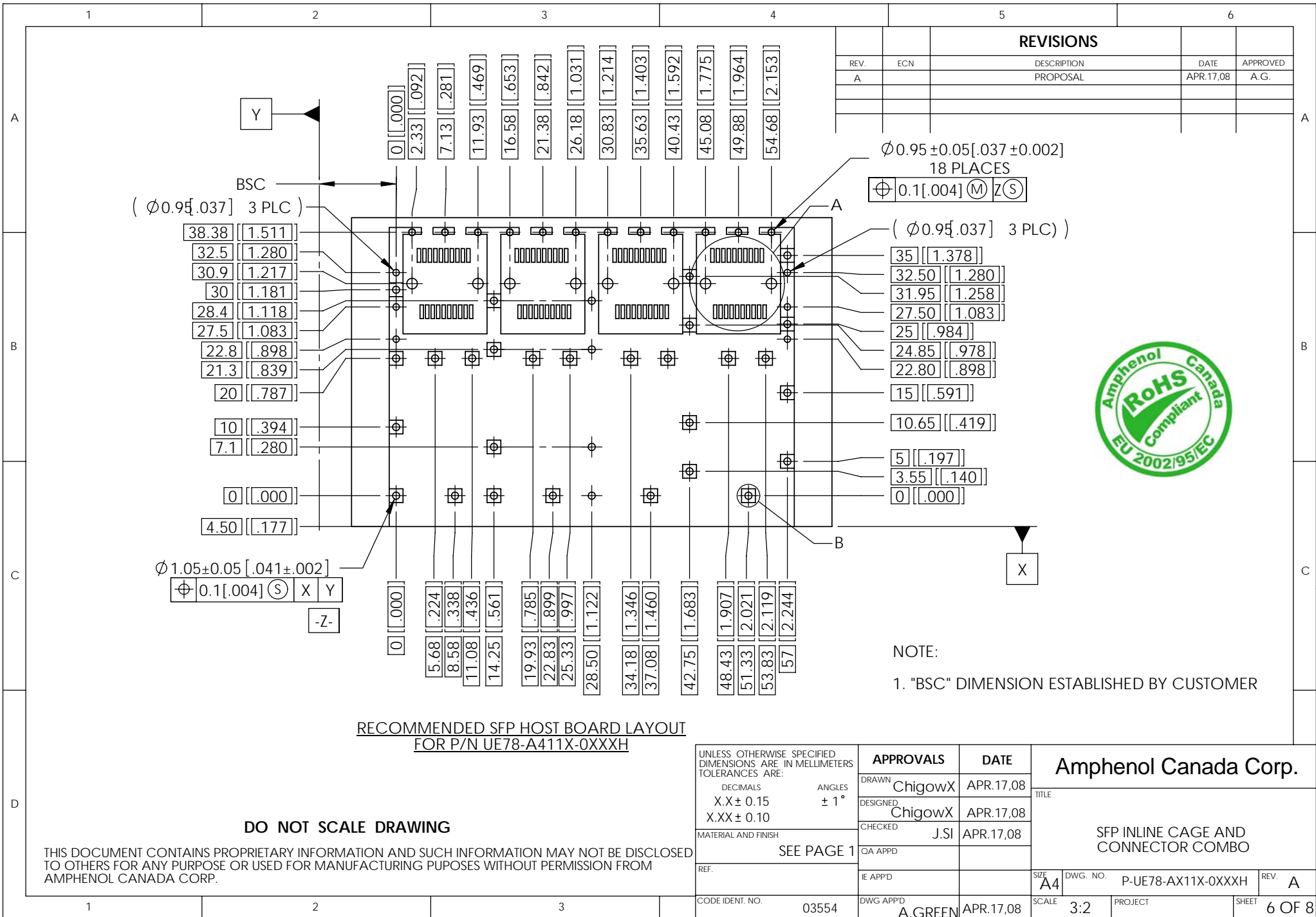
**RECOMMENDED SFP HOST BOARD LAYOUT
FOR P/N UE78-A611X-0XXXH**

DO NOT SCALE DRAWING

THIS DOCUMENT CONTAINS PROPRIETARY INFORMATION AND SUCH INFORMATION MAY NOT BE DISCLOSED TO OTHERS FOR ANY PURPOSE OR USED FOR MANUFACTURING PUPOSES WITHOUT PERMISSION FROM AMPHENOL CANADA CORP.

UNLESS OTHERWISE SPECIFIED DIMENSIONS ARE IN MILLIMETERS TOLERANCES ARE: DECIMALS X.X ± 0.15 ANGLES ± 1° X.XX ± 0.10		APPROVALS	DATE
MATERIAL AND FINISH SEE PAGE 1		DRAWN ChigowX	APR.17,08
REF.		DESIGNED ChigowX	APR.17,08
CODE IDENT. NO. 03554		CHECKED J.SI	APR.17,08
		QA APPD	
		IE APPD	
		DWG APPD A.GREEN	APR.17,08

Amphenol Canada Corp.			
TITLE			
SFP INLINE CAGE AND CONNECTOR COMBO			
SIZE A4	DWG. NO. P-UE78-AX11X-0XXXH	REV. A	
SCALE 3:2	PROJECT	SHEET 5 OF 8	



REVISIONS				
REV.	ECN	DESCRIPTION	DATE	APPROVED
A		PROPOSAL	APR.17,08	A.G.

$\varnothing 0.95 \pm 0.05$ [.037 \pm 0.002]
 18 PLACES
 $\varnothing 0.1$ [.004] (M) Z(S)

($\varnothing 0.95$ [.037] 3 PLC)
 35 | [1.378]
 32.50 | [1.280]
 31.95 | [1.258]
 27.50 | [1.083]
 25 | [.984]
 24.85 | [.978]
 22.80 | [.898]
 15 | [.591]
 10.65 | [.419]
 5 | [.197]
 3.55 | [.140]
 0 | [.000]



NOTE:
 1. "BSC" DIMENSION ESTABLISHED BY CUSTOMER

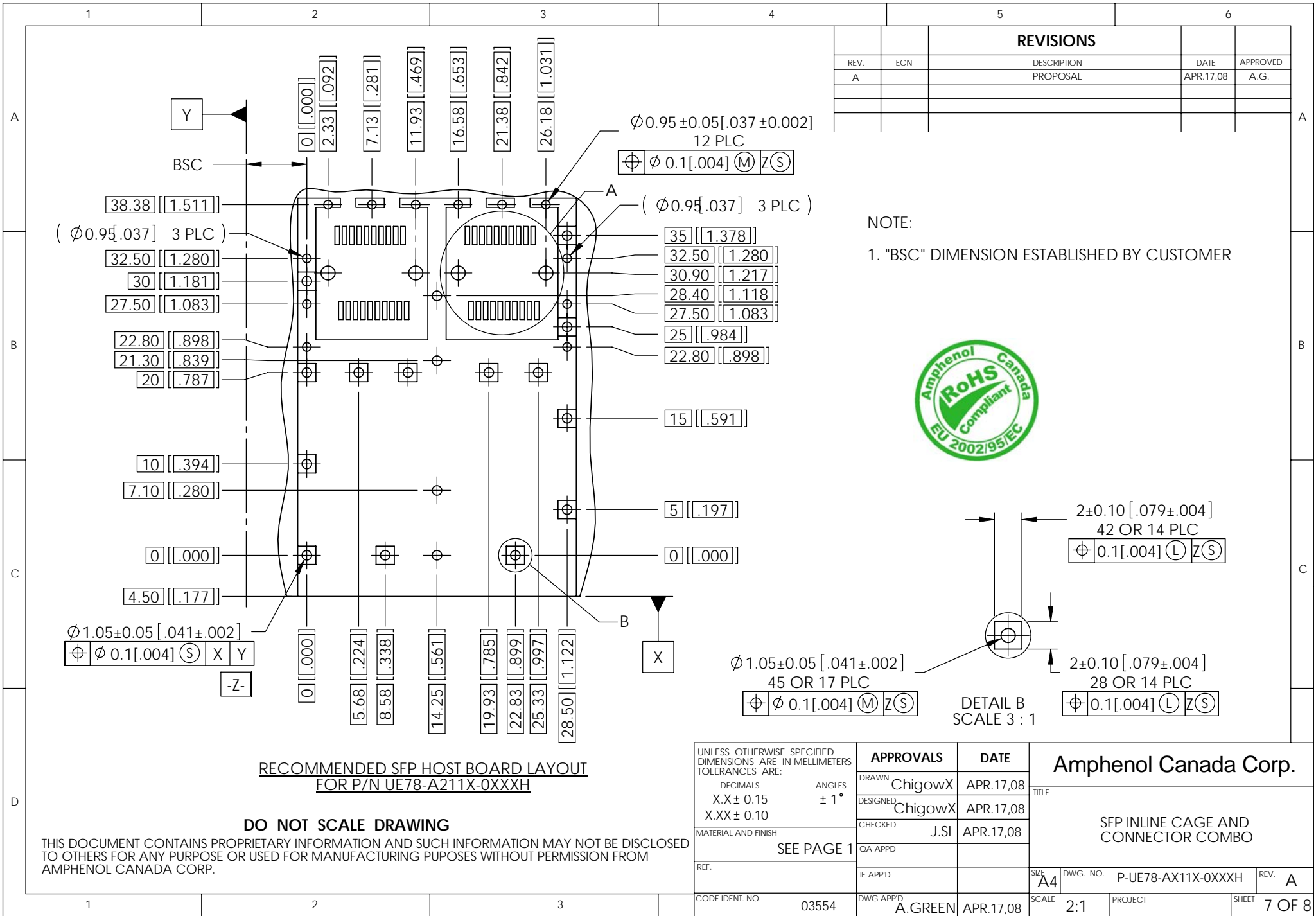
**RECOMMENDED SFP HOST BOARD LAYOUT
 FOR P/N UE78-A411X-0XXXXH**

DO NOT SCALE DRAWING

THIS DOCUMENT CONTAINS PROPRIETARY INFORMATION AND SUCH INFORMATION MAY NOT BE DISCLOSED
 TO OTHERS FOR ANY PURPOSE OR USED FOR MANUFACTURING PUPOSES WITHOUT PERMISSION FROM
 AMPHENOL CANADA CORP.

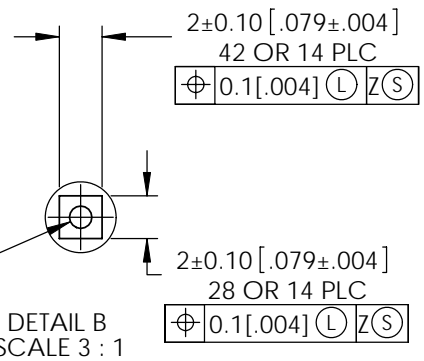
UNLESS OTHERWISE SPECIFIED DIMENSIONS ARE IN MELLIMETERS TOLERANCES ARE: DECIMALS ANGLES X.X \pm 0.15 $\pm 1^\circ$ X.XX \pm 0.10	APPROVALS	DATE
	DRAWN ChigowX	APR.17,08
	DESIGNED ChigowX	APR.17,08
	CHECKED J.SI	APR.17,08
	QA APPD	
MATERIAL AND FINISH	SEE PAGE 1	
REF.	IE APPD	
CODE IDENT. NO. 03554	DWG APPD A.GREEN	APR.17,08

Amphenol Canada Corp.		
TITLE		
SFP INLINE CAGE AND CONNECTOR COMBO		
SIZE A4	DWG. NO. P-UE78-AX11X-0XXXXH	REV. A
SCALE 3:2	PROJECT	SHEET 6 OF 8



REVISIONS				
REV.	ECN	DESCRIPTION	DATE	APPROVED
A		PROPOSAL	APR.17,08	A.G.

NOTE:
1. "BSC" DIMENSION ESTABLISHED BY CUSTOMER



RECOMMENDED SFP HOST BOARD LAYOUT
FOR P/N UE78-A211X-0XXXH

DO NOT SCALE DRAWING

THIS DOCUMENT CONTAINS PROPRIETARY INFORMATION AND SUCH INFORMATION MAY NOT BE DISCLOSED TO OTHERS FOR ANY PURPOSE OR USED FOR MANUFACTURING PURPOSES WITHOUT PERMISSION FROM AMPHENOL CANADA CORP.

UNLESS OTHERWISE SPECIFIED DIMENSIONS ARE IN MILLIMETERS TOLERANCES ARE: DECIMALS X.X ± 0.15 X.XX ± 0.10 MATERIAL AND FINISH SEE PAGE 1 REF. CODE IDENT. NO. 03554	APPROVALS	DATE
	DRAWN ChigowX	APR.17,08
	DESIGNED ChigowX	APR.17,08
	CHECKED J.SI	APR.17,08
	QA APPD	
	IE APPD	
	DWG APPD A.GREEN	APR.17,08

Amphenol Canada Corp.		
TITLE		
SFP INLINE CAGE AND CONNECTOR COMBO		
SIZE A4	DWG. NO. P-UE78-AX11X-0XXXH	REV. A
SCALE 2:1	PROJECT	SHEET 7 OF 8