

MATERIAL (RoHS COMPLIANCE):

CAGE:
 COPPER ALLOY
 PLATING OPTION 1: 100µ" [2.54 µm] MIN. TIN
 PLATING OVER 50 µ" (1.27 µm) MIN. NICKEL UNDER PLATING.
 PLATING OPTION 2: 100µ" [3.81 µm] MIN. NICKEL PLATING
 DUST COVER
 THERMOPLASTIC, COLOR BLACK.
 PACKAGING:
 TRAY PACKAGING.
 TEMPERATURE RANGE: -40°C TO +85°C

CONNECTOR:
 PLASTIC HOUSING:
 HIGH TEMPERATURE LCP FLAMMABILITY RATING UL94V-0.
 CONTACTS:
 PHOSPHOR BRONZE
 PLATING OPTION 2: 30µ" [0.76 µm] MIN. GOLD ON MATING AREA AND 2 µ" (0.05 µm) GOLD FLASH PLATING ON TERMINATION OVER 50µ" [1.27 µm] MIN. NICKEL UNDER LAYER.
 PLATING OPTION 3: 30µ" [0.76 µm] MIN. GOLD ON MATING AREA AND 100-150 µ" (3.81-7.62 µm) MIN. LOW WHISKER MATTE TIN PLATING ON TERMINATION OVER 50µ" [1.27 µm] MIN. NICKEL UNDER LAYER.
 PLATING OPTION 5: 15µ" [0.76 µm] MIN. GOLD ON MATING AREA AND 2 µ" (0.05 µm) GOLD FLASH PLATING ON TERMINATION OVER 50µ" [1.27 µm] MIN. NICKEL UNDER LAYER.
 PLATING OPTION 6: 15µ" [0.76 µm] MIN. GOLD ON MATING AREA AND 100-150 µ" (3.81-7.62 µm) MIN. LOW WHISKER MATTE TIN PLATING ON TERMINATION OVER 50µ" [1.27 µm] MIN. NICKEL UNDER LAYER.

PACKAGING:
 TAPE AND REEL.
 TEMPERATURE RANGE: -40°C TO +85°C

AMPHENOL PART NUMBER CONFIGURATION

UE78-A X 1 1 X-0 X X X H

NUMBER OF PORTS

2 = 2 PORTS
 4 = 4 PORTS
 6 = 6 PORTS

MOUNTING

0 = STANDARD
 4 = REAR PRESS-FIT PINS

OPTIONAL DUST COVER

0 - WITHOUT DUST COVER
 D - WITH DUST COVER (SHIP LOOSE)

PACKAGING

H = TAPE AND REEL FOR CONNECTOR,
 TRAY FOR CAGE

PLATING OPTIONAL FOR CAGE

1 - TIN
 2 - NICKEL

PLATING OPTION FOR CONNECTOR

2 = 30µ" GOLD PLATING ON MATING AREA
 GOLD FLASH ON TAILS
 3 = 30µ" GOLD PLATING ON MATING AREA
 150-300µ" MATTE TIN ON TAILS
 5 = 15µ" GOLD PLATING ON MATING AREA
 GOLD FLASH ON TAILS
 6 = 15µ" GOLD PLATING ON MATING AREA
 150-300µ" MATTE TIN ON TAILS



DO NOT SCALE DRAWING

THIS DOCUMENT CONTAINS PROPRIETARY INFORMATION AND SUCH INFORMATION MAY NOT BE DISCLOSED TO OTHERS FOR ANY PURPOSE OR USED FOR MANUFACTURING PURPOSES WITHOUT PERMISSION FROM AMPHENOL CANADA CORP.

CAGE PART NUMBER
 (P/N DOES NOT INCLUDE
 PACKAGING TYPE AND
 DUST COVER OPTION)

DATE CODE

U77-A411X-X001
 (IF ORDER SEPARATELY)

CONNECTOR PART NUMBER
 (P/N DOES NOT INCLUDE
 PACKAGINGTYPE)

U77-A211X-X001
 (IF ORDER SEPARATELY)

DATE CODE

UE75-A20-X000T
 (IF ORDER SEPARATELY)

OPTIONAL DUST COVER
 (SHIP LOOSE)
 P/N U77-1110-8000-P
 (IF ORDER SEPARATELY)

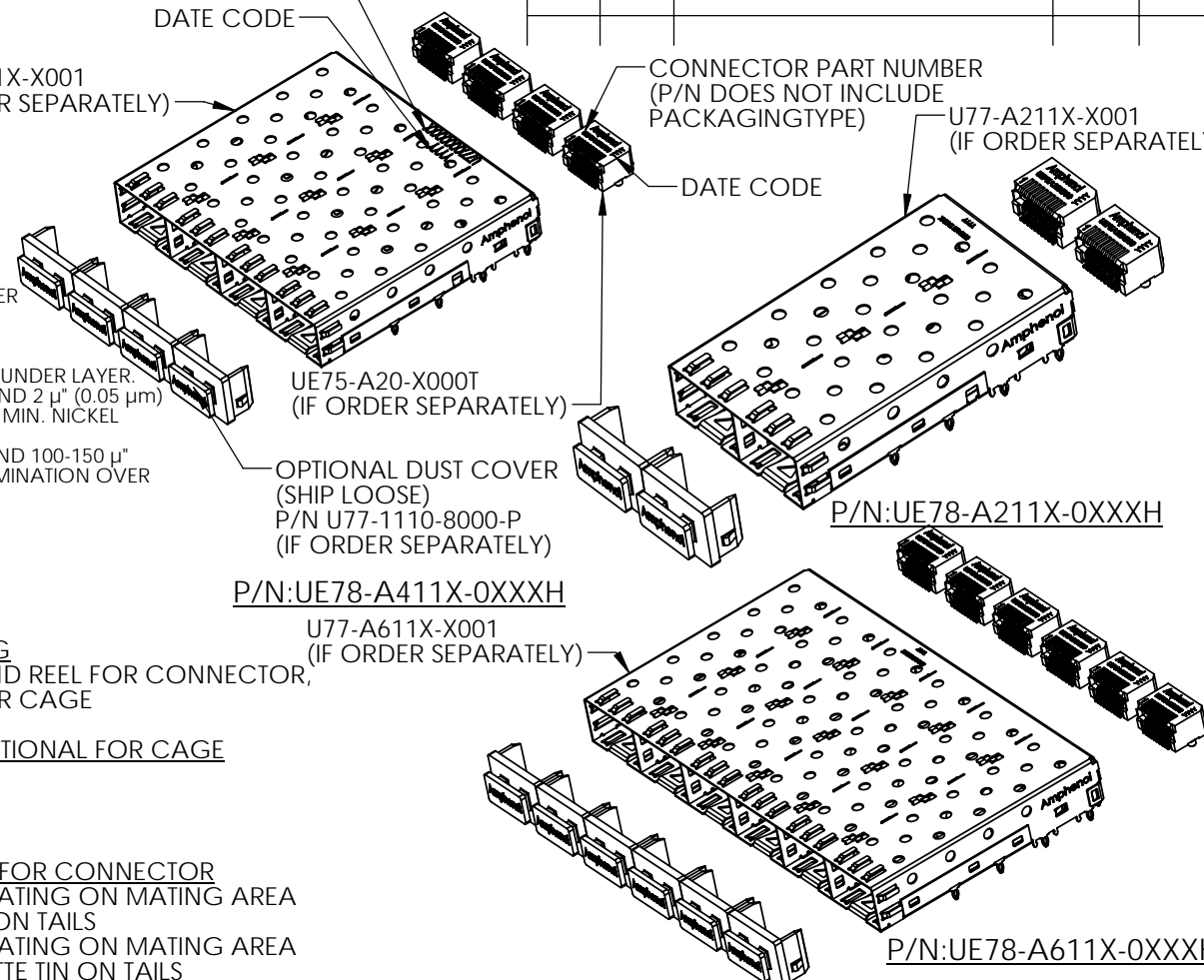
P/N:UE78-A411X-0XXXH

U77-A611X-X001
 (IF ORDER SEPARATELY)

P/N:UE78-A211X-0XXXH

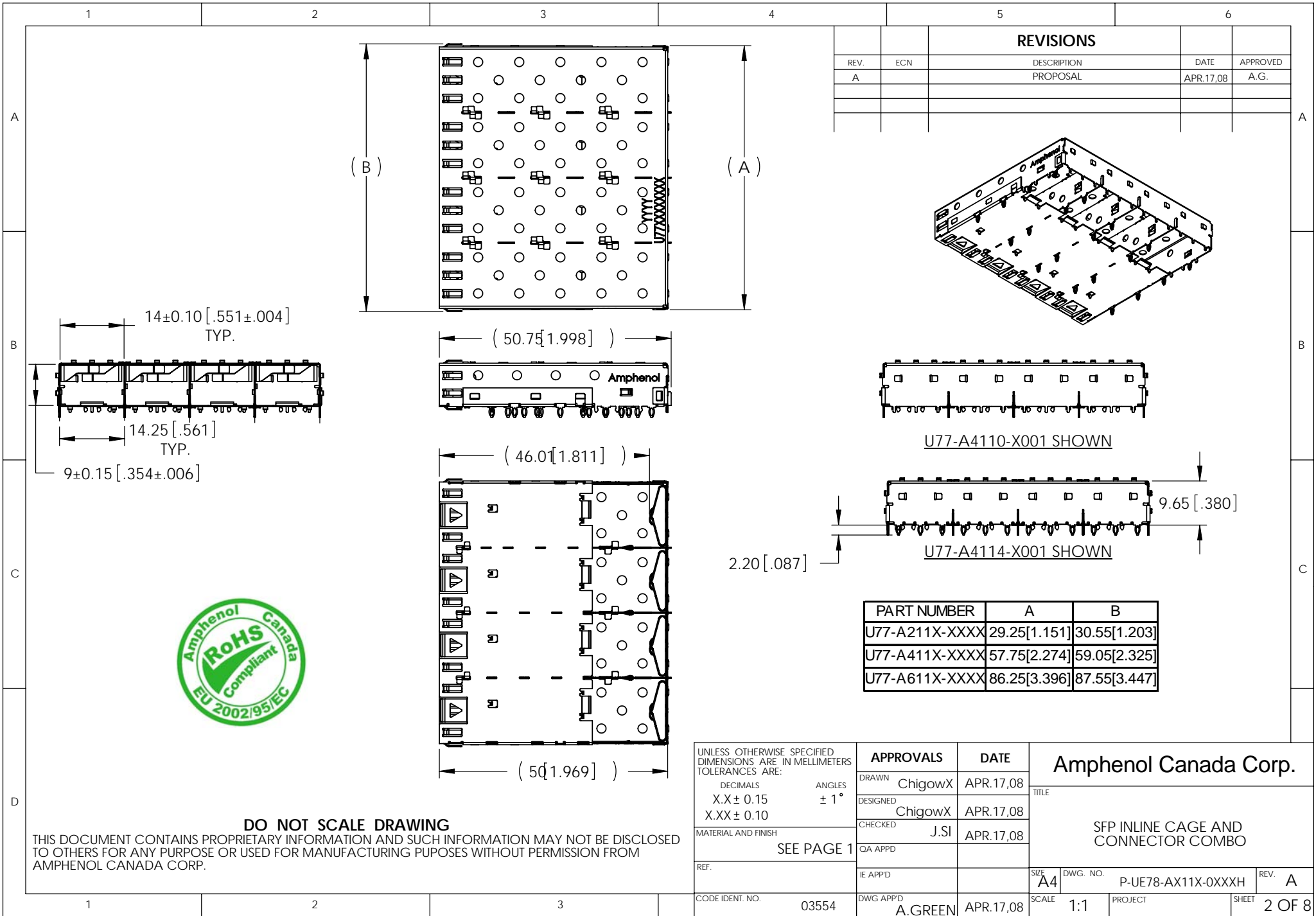
P/N:UE78-A611X-0XXXH

REVISIONS				
REV.	ECN	DESCRIPTION	DATE	APPROVED
A		PROPOSAL	APR.17,08	A.G.

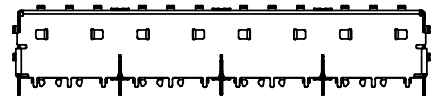
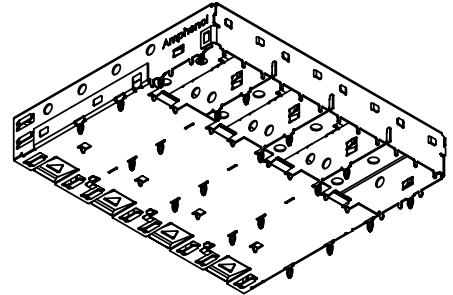


UNLESS OTHERWISE SPECIFIED DIMENSIONS ARE IN MILLIMETERS TOLERANCES ARE:		APPROVALS	DATE
DECIMALS	ANGLES	DRAWN ChigowX	APR.17,08
X.X ± 0.15	± 1°	DESIGNED ChigowX	APR.17,08
X.XX ± 0.10		CHECKED J.SI	APR.17,08
MATERIAL AND FINISH	SEE NOTE	QA APPD	
REF.		IE APPD	
CODE IDENT. NO.	03554	DWG APPD A.GREEN	APR.17,08

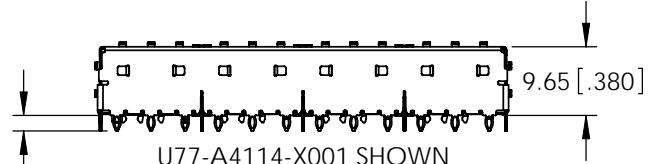
Amphenol Canada Corp.			
TITLE			
SFP INLINE CAGE AND CONNECTOR COMBO			
SIZE A4	DWG. NO. P-UE78-AX11X-0XXXH	REV. A	
SCALE 3:2	PROJECT	SHEET 1 OF 8	



REVISIONS				
REV.	ECN	DESCRIPTION	DATE	APPROVED
A		PROPOSAL	APR.17.08	A.G.



U77-A4110-X001 SHOWN



U77-A4114-X001 SHOWN

PART NUMBER	A	B
U77-A211X-XXXX	29.25[1.151]	30.55[1.203]
U77-A411X-XXXX	57.75[2.274]	59.05[2.325]
U77-A611X-XXXX	86.25[3.396]	87.55[3.447]



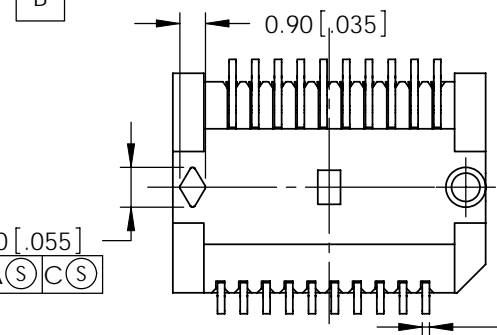
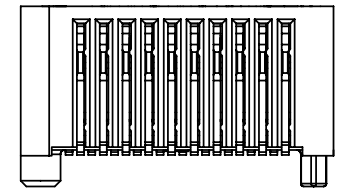
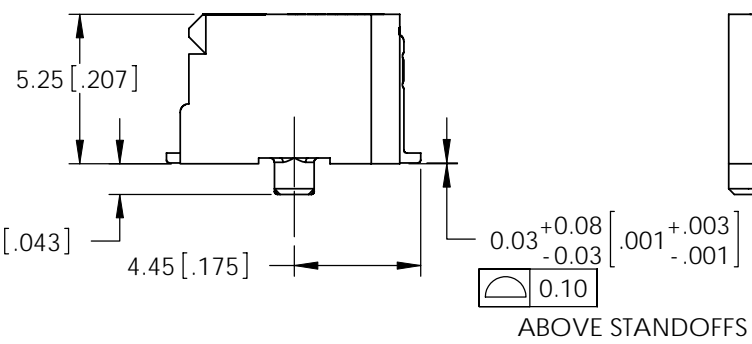
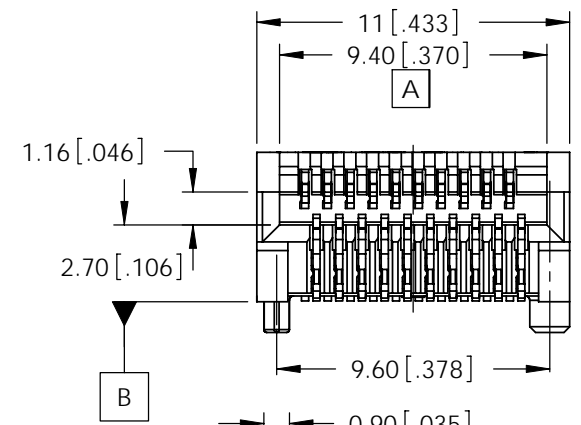
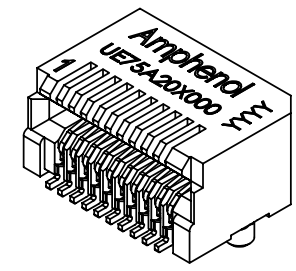
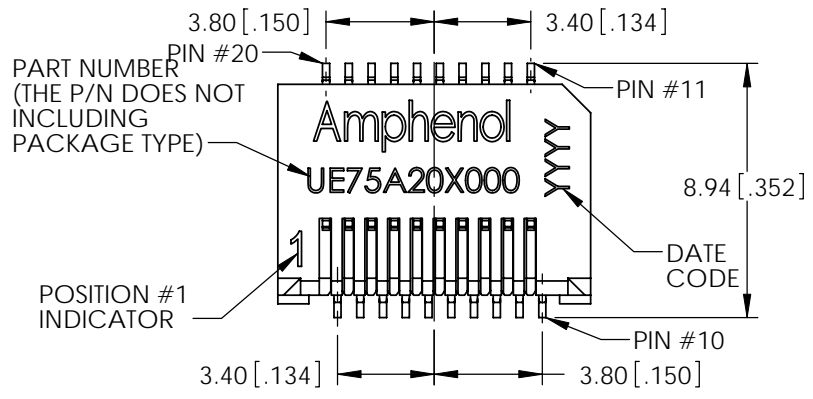
DO NOT SCALE DRAWING

THIS DOCUMENT CONTAINS PROPRIETARY INFORMATION AND SUCH INFORMATION MAY NOT BE DISCLOSED TO OTHERS FOR ANY PURPOSE OR USED FOR MANUFACTURING PUPOSES WITHOUT PERMISSION FROM AMPHENOL CANADA CORP.

UNLESS OTHERWISE SPECIFIED DIMENSIONS ARE IN MELLIMETERS TOLERANCES ARE: DECIMALS X.X ± 0.15 ANGLES ± 1° MATERIAL AND FINISH SEE PAGE 1 REF. CODE IDENT. NO. 03554	APPROVALS	DATE	Amphenol Canada Corp. SFP INLINE CAGE AND CONNECTOR COMBO SIZE A4 DWG. NO. P-UE78-AX11X-0XXXXH REV. A SCALE 1:1 PROJECT SHEET 2 OF 8
	DRAWN ChigowX	APR. 17, 08	
	DESIGNED ChigowX	APR. 17, 08	
	CHECKED J.SI	APR. 17, 08	
	QA APPD		
	IE APPD		
	DWG APPD A.GREEN	APR. 17, 08	

1 2 3 4 5 6

REVISIONS				
REV.	ECN	DESCRIPTION	DATE	APPROVED
A		PROPOSAL	APR.17.08	A.G.



⊕ 0.06 (M) B A (S) C (S)

DO NOT SCALE DRAWING

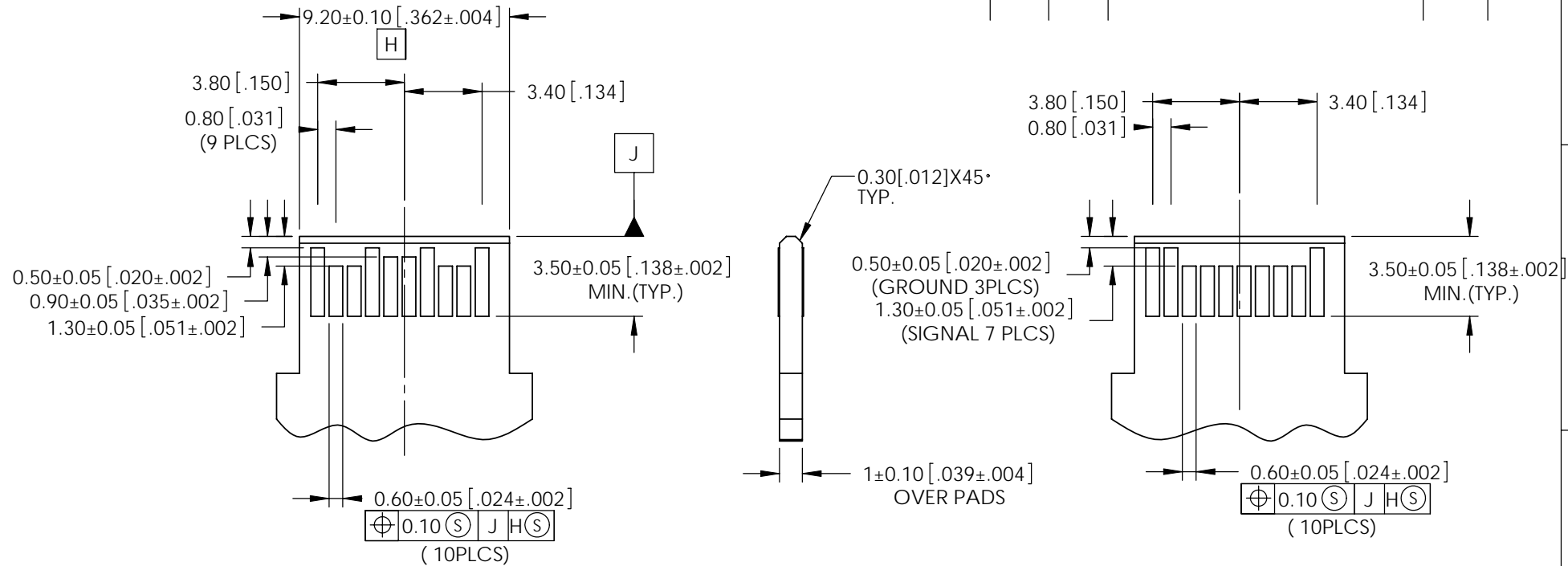
⊕ 0.10 (S) C D

THIS DOCUMENT CONTAINS PROPRIETARY INFORMATION AND SUCH INFORMATION MAY NOT BE DISCLOSED TO OTHERS FOR ANY PURPOSE OR USED FOR MANUFACTURING PURPOSES WITHOUT PERMISSION FROM AMPHENOL CANADA CORP.

UNLESS OTHERWISE SPECIFIED DIMENSIONS ARE IN MILLIMETERS TOLERANCES ARE: DECIMALS X.X ± 0.15 X.XX ± 0.10 MATERIAL AND FINISH SEE PAGE 1 REF. CODE IDENT. NO. 03554	APPROVALS	DATE	Amphenol Canada Corp.	
	DRAWN ChigowX	APR.17.08		
	DESIGNED ChigowX	APR.17.08	SFP INLINE CAGE AND CONNECTOR COMBO	
	CHECKED J.SI	APR.17.08	SIZE A4	DWG. NO. P-UE78-AX11X-0XXXH
	QA APPD		SCALE 1:1	PROJECT
	IE APPD		SHEET 3 OF 8	

1 2 3 4 5 6

REVISIONS				
REV.	ECN	DESCRIPTION	DATE	APPROVED
A		PROPOSAL	APR.17.08	A.G.



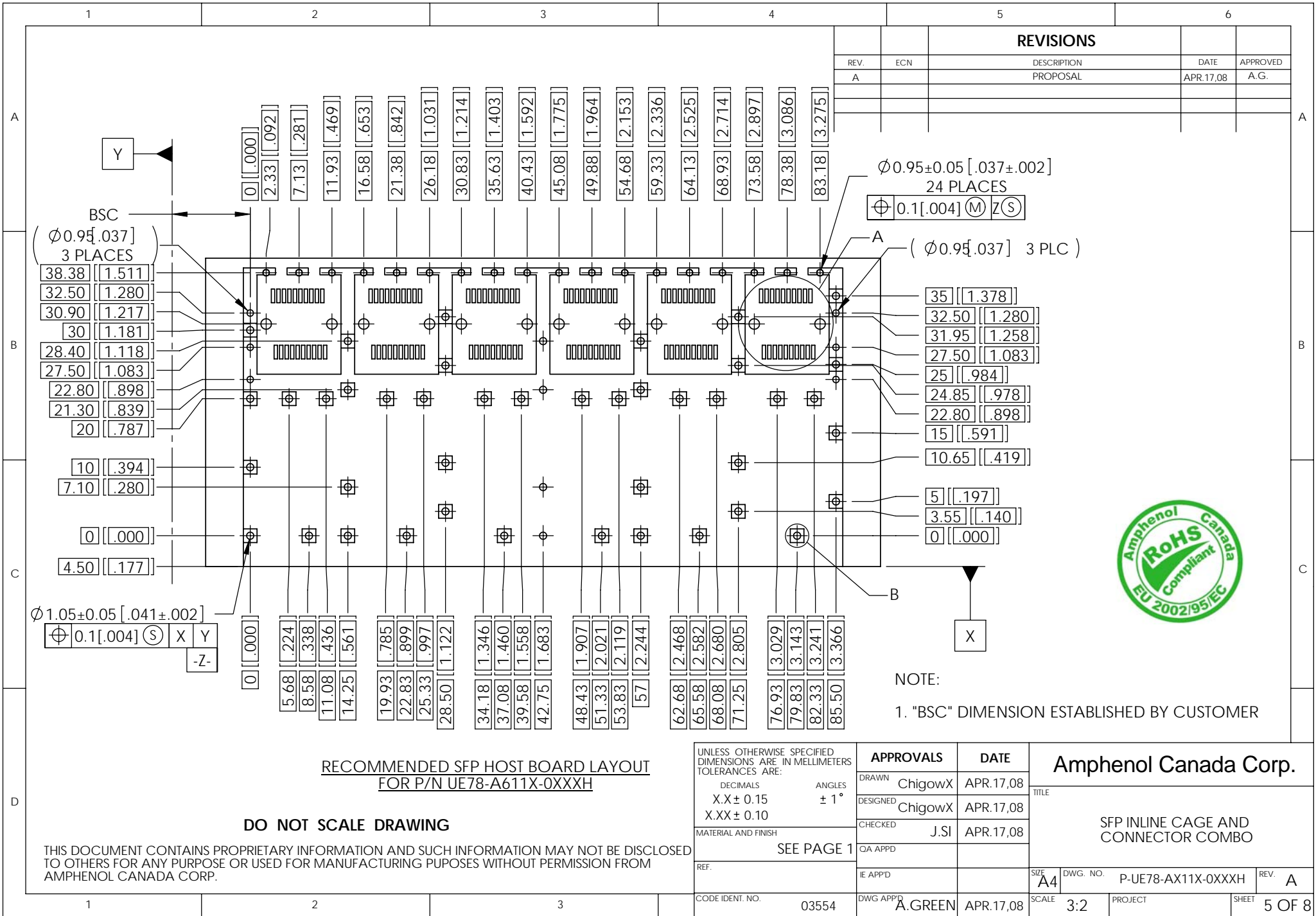
RECOMMENDED LAYOUT DETAIL
MATING TRANSCEIVER PCB



DO NOT SCALE DRAWING

THIS DOCUMENT CONTAINS PROPRIETARY INFORMATION AND SUCH INFORMATION MAY NOT BE DISCLOSED TO OTHERS FOR ANY PURPOSE OR USED FOR MANUFACTURING PURPOSES WITHOUT PERMISSION FROM AMPHENOL CANADA CORP.

UNLESS OTHERWISE SPECIFIED DIMENSIONS ARE IN MILLIMETERS TOLERANCES ARE:		APPROVALS		DATE		Amphenol Canada Corp.	
DECIMALS	ANGLES	DRAWN	ChigowX	APR.17.08	TITLE		
X.X ± 0.15	± 1°	DESIGNED	ChigowX	APR.17.08	SFP INLINE CAGE AND CONNECTOR COMBO		
X.XX ± 0.10		CHECKED	J.SI	APR.17.08			
MATERIAL AND FINISH		O/A APP'D				SIZE	A4
REF.		IE APP'D				DWG. NO.	P-UE78-AX11X-0XXXH
CODE IDENT. NO.		DWG APP'D		A.GREEN		SCALE	5:1
03554		APR.17.08				PROJECT	
						SHEET	4 OF 8



REVISIONS				
REV.	ECN	DESCRIPTION	DATE	APPROVED
A		PROPOSAL	APR.17,08	A.G.

$\varnothing 0.95 \pm 0.05$ [.037 \pm .002]
 24 PLACES
 $\varnothing 0.1$ [.004] (M) (Z) (S)

NOTE:
 1. "BSC" DIMENSION ESTABLISHED BY CUSTOMER



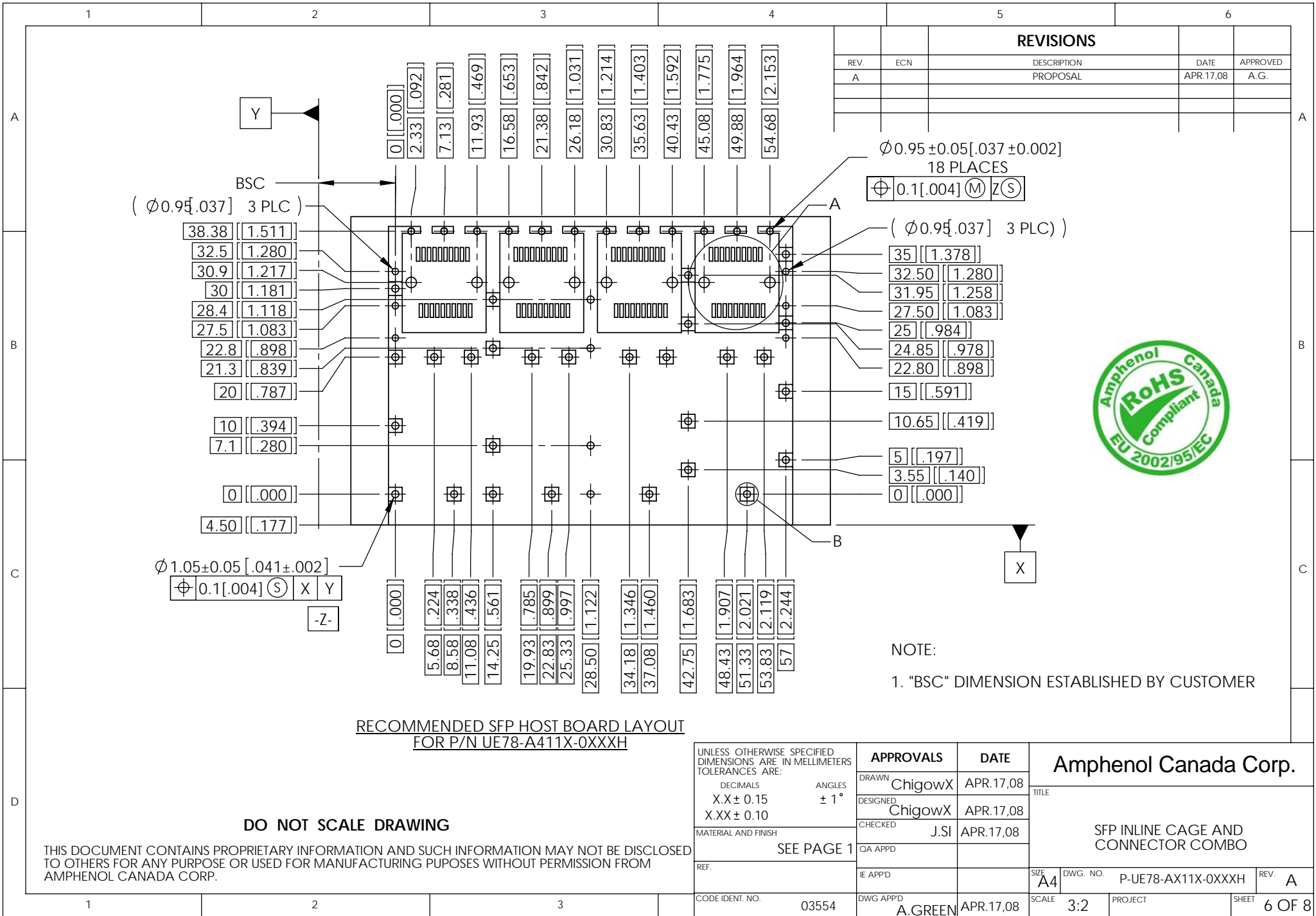
**RECOMMENDED SFP HOST BOARD LAYOUT
 FOR P/N UE78-A611X-0XXXH**

DO NOT SCALE DRAWING

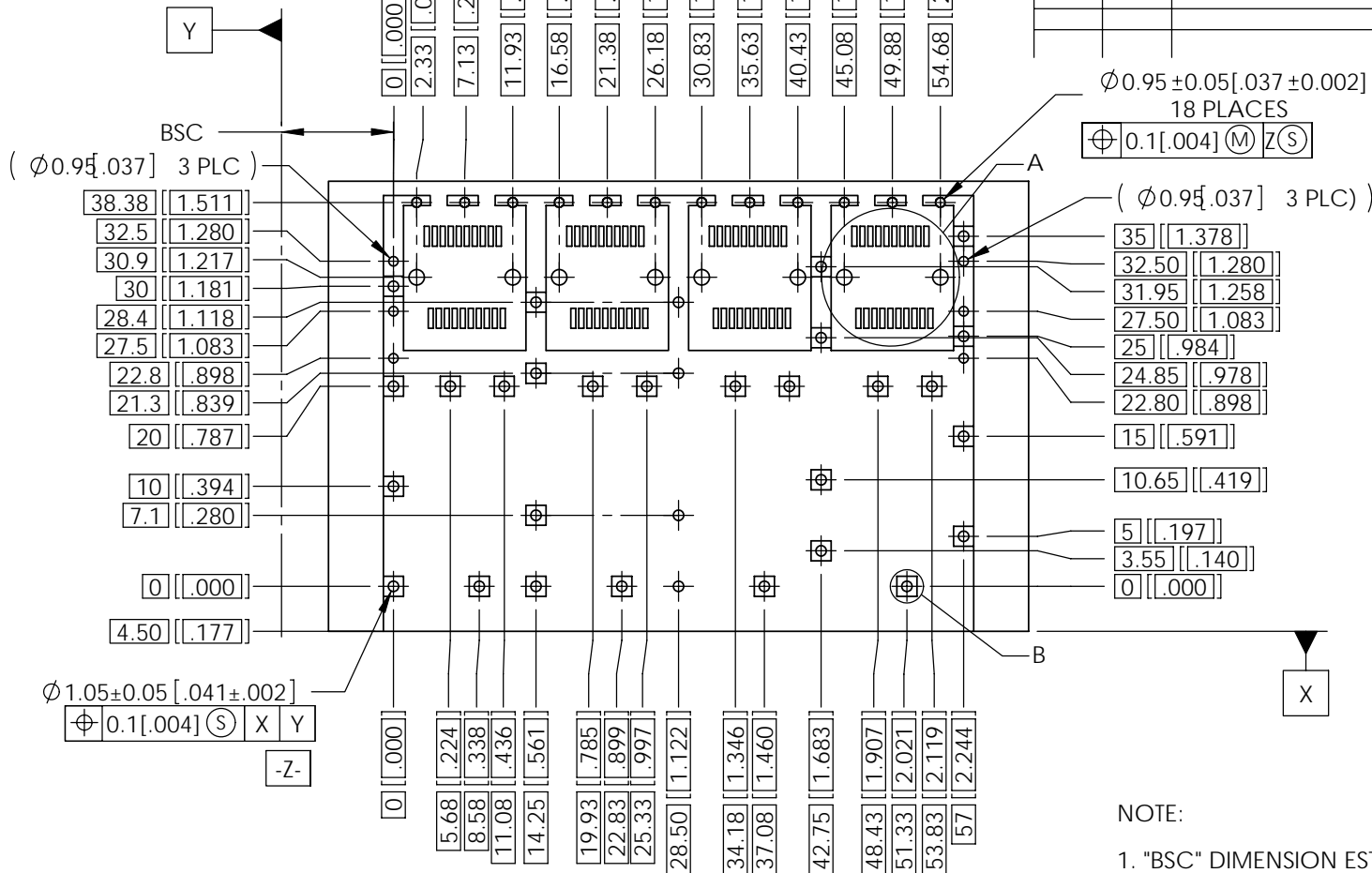
THIS DOCUMENT CONTAINS PROPRIETARY INFORMATION AND SUCH INFORMATION MAY NOT BE DISCLOSED
 TO OTHERS FOR ANY PURPOSE OR USED FOR MANUFACTURING PUPOSES WITHOUT PERMISSION FROM
 AMPHENOL CANADA CORP.

UNLESS OTHERWISE SPECIFIED DIMENSIONS ARE IN MILLIMETERS TOLERANCES ARE:		APPROVALS		DATE	
DECIMALS	ANGLES	DRAWN	ChigowX	APR.17,08	
X.X \pm 0.15	$\pm 1^\circ$	DESIGNED	ChigowX	APR.17,08	
X.XX \pm 0.10		CHECKED	J.SI	APR.17,08	
MATERIAL AND FINISH		QA APPD			
	SEE PAGE 1	IE APPD			
REF.		DWG APPD	A.GREEN	APR.17,08	
CODE IDENT. NO.	03554				

Amphenol Canada Corp.			
TITLE			
SFP INLINE CAGE AND CONNECTOR COMBO			
SIZE	DWG. NO.	REV.	
A4	P-UE78-AX11X-0XXXH	A	
SCALE	PROJECT	SHEET	
3:2		5 OF 8	



REVISIONS				
REV.	ECN	DESCRIPTION	DATE	APPROVED
A		PROPOSAL	APR.17,08	A.G.



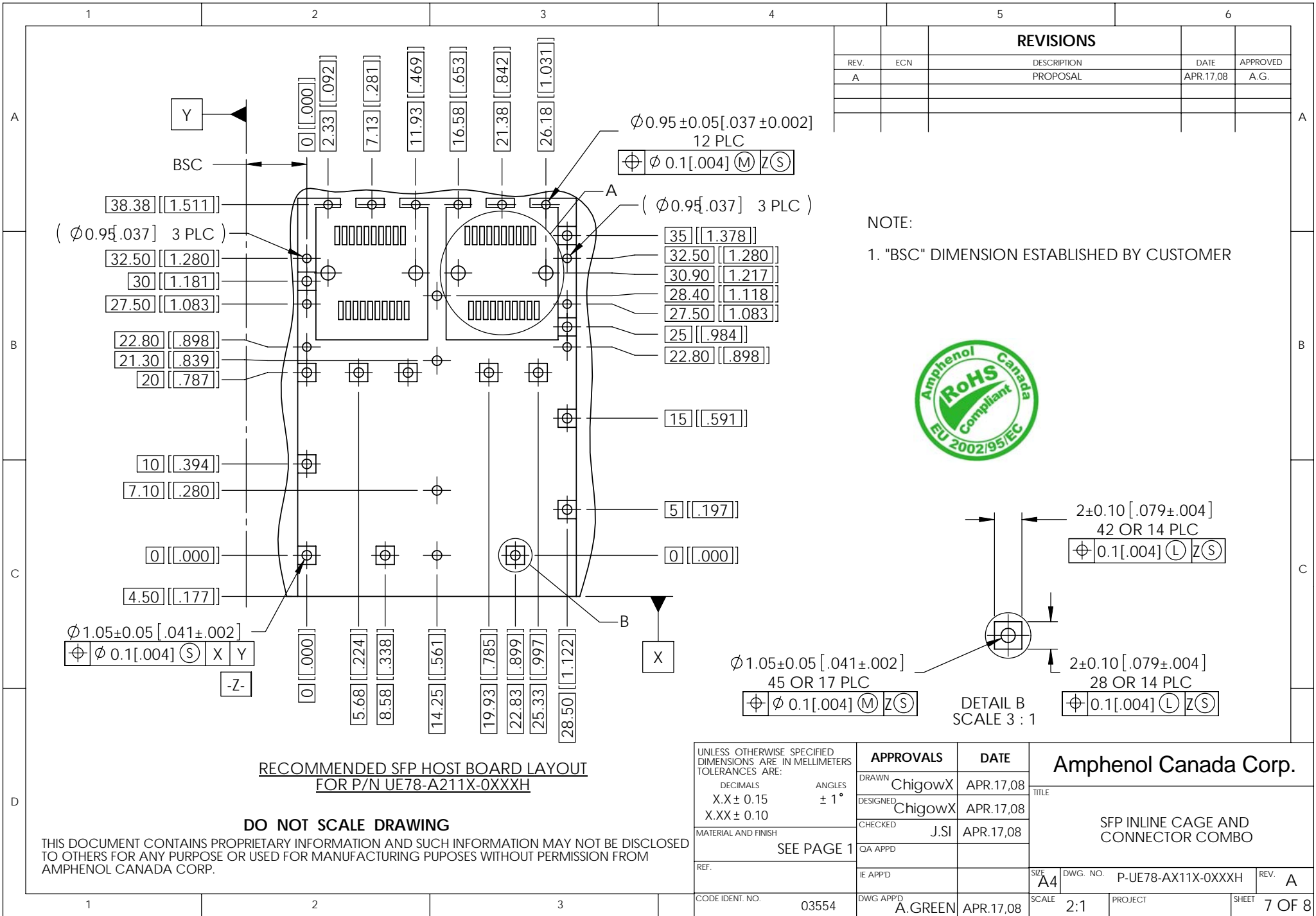
NOTE:
1. "BSC" DIMENSION ESTABLISHED BY CUSTOMER

**RECOMMENDED SFP HOST BOARD LAYOUT
FOR P/N UE78-A411X-0XXXXH**

DO NOT SCALE DRAWING

THIS DOCUMENT CONTAINS PROPRIETARY INFORMATION AND SUCH INFORMATION MAY NOT BE DISCLOSED TO OTHERS FOR ANY PURPOSE OR USED FOR MANUFACTURING PUPOSES WITHOUT PERMISSION FROM AMPHENOL CANADA CORP.

UNLESS OTHERWISE SPECIFIED DIMENSIONS ARE IN MELLIMETERS TOLERANCES ARE: DECIMALS X.X ± 0.15 X.XX ± 0.10 MATERIAL AND FINISH SEE PAGE 1 REF. CODE IDENT. NO. 03554	APPROVALS	DATE	Amphenol Canada Corp. TITLE SFP INLINE CAGE AND CONNECTOR COMBO SIZE A4 DWG. NO. P-UE78-AX11X-0XXXXH REV. A SCALE 3:2 PROJECT SHEET 6 OF 8
	DRAWN ChigowX	APR.17,08	
	DESIGNED ChigowX	APR.17,08	
	CHECKED J.SI	APR.17,08	
	QA APPD		
IE APPD			
DWG APPD A.GREEN	APR.17,08		



REVISIONS				
REV.	ECN	DESCRIPTION	DATE	APPROVED
A		PROPOSAL	APR.17,08	A.G.

NOTE:
1. "BSC" DIMENSION ESTABLISHED BY CUSTOMER



UNLESS OTHERWISE SPECIFIED DIMENSIONS ARE IN MILLIMETERS TOLERANCES ARE:		APPROVALS	DATE
DECIMALS X.X ± 0.15 X.XX ± 0.10	ANGLES ± 1°	DRAWN ChigowX DESIGNED ChigowX CHECKED J.SI QA APPD	APR.17,08 APR.17,08 APR.17,08
MATERIAL AND FINISH SEE PAGE 1		IE APPD	
REF.			
CODE IDENT. NO. 03554	DWG APP'D A.GREEN	APR.17,08	

Amphenol Canada Corp.		
TITLE SFP INLINE CAGE AND CONNECTOR COMBO		
SIZE A4	DWG. NO. P-UE78-AX11X-0XXXH	REV. A
SCALE 2:1	PROJECT	SHEET 7 OF 8

RECOMMENDED SFP HOST BOARD LAYOUT FOR P/N UE78-A211X-0XXXH

DO NOT SCALE DRAWING

THIS DOCUMENT CONTAINS PROPRIETARY INFORMATION AND SUCH INFORMATION MAY NOT BE DISCLOSED TO OTHERS FOR ANY PURPOSE OR USED FOR MANUFACTURING PURPOSES WITHOUT PERMISSION FROM AMPHENOL CANADA CORP.