



# UF408G~UF4010G

## GLASS PASSIVATED JUNCTION ULTRAFAST SWITCHING RECTIFIERS

**VOLTAGE** 800~1000 Volt **CURRENT** 4 Ampere

**DO-201AD** Unit : inch(mm)

### FEATURES

- Plastic package has Underwriters Laboratory Flammability Classification 94V-O utilizing Flame Retardant Epoxy Molding Compound
- Exceeds environmental standards of MIL-S-19500/228.
- Ultra fast recovery for high efficiency.
- Lead free in compliance with EU RoHS 2011/65/EU directive

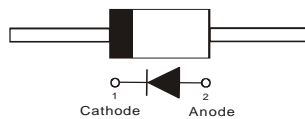
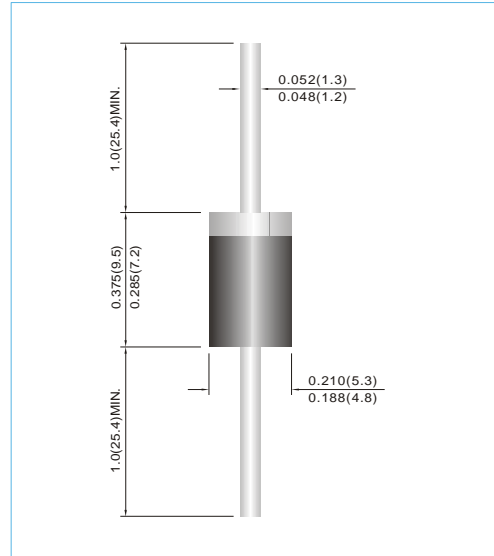
### MECHANICAL DATA

Case : Molded plastic, DO-201AD

Terminals : Axial leads,solderable per MIL-STD-750, Method 2026

Polarity : Color band denotes cathode end

Approx weight : 0.0402 ounces, 1.142 grams



### MAXIMUM RATINGS AND ELECTRICAL CHARACTERISTICS

Ratings at 25°C ambient temperature unless otherwise specified. Single phase, half wave, 60 Hz, resistive or inductive load.

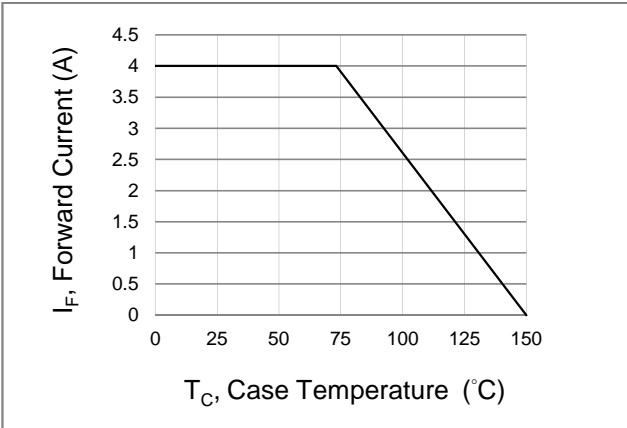
PARAMETER	SYMBOL	UF408G	UF4010G	UNITS
Maximum Recurrent Peak Reverse Voltage	$V_{RRM}$	800	1000	V
Maximum RMS Voltage	$V_{RMS}$	560	700	V
Maximum DC Blocking Voltage	$V_{DC}$	800	1000	V
Maximum Average Forward Current	$I_{F(AV)}$	4		A
Peak Forward Surge Current : 8.3ms single half sine-wave superimposed on rated load	$I_{FSM}$	150		A
Maximum Forward Voltage at 4A	$V_F$	1.85		V
Maximum DC Reverse Current at Rated DC Blocking Voltage	$I_R$	10		$\mu A$
Typical Thermal Resistance (Note 2)	$R_{\theta JL}$	18		$^{\circ}C / W$
Maximum Reverse Recovery Time (Note 1)	$T_{rr}$	75		ns
Operating Junction and Storage Temperature Range	$T_J, T_{STG}$	-55 to +150		$^{\circ}C$

#### NOTES :

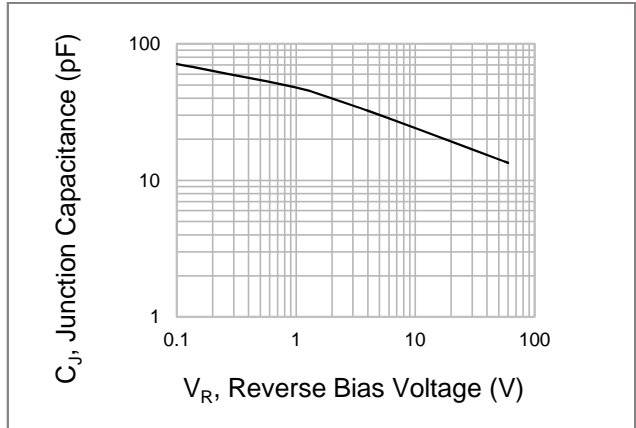
1. Reverse Recovery Test Conditions :  $I_F=0.5A$ ,  $I_R=1A$ , Recover to 0.25A.
- 2.The testing condition of the thermal resistance (junction to lead) is based on 10 mm lead length between two 10cm x 10cm x 0.5mm copper pad heatsinks.



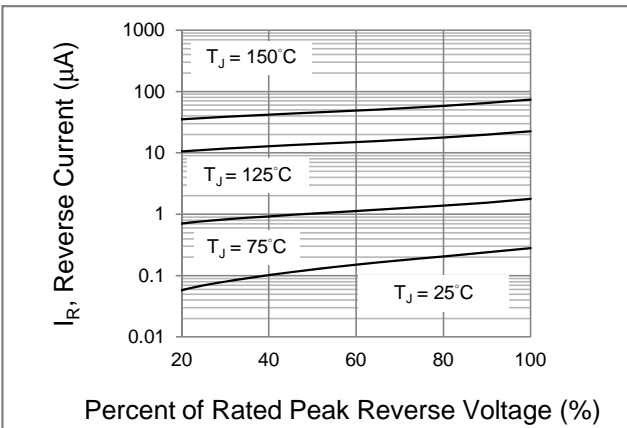
# UF408G~UF4010G



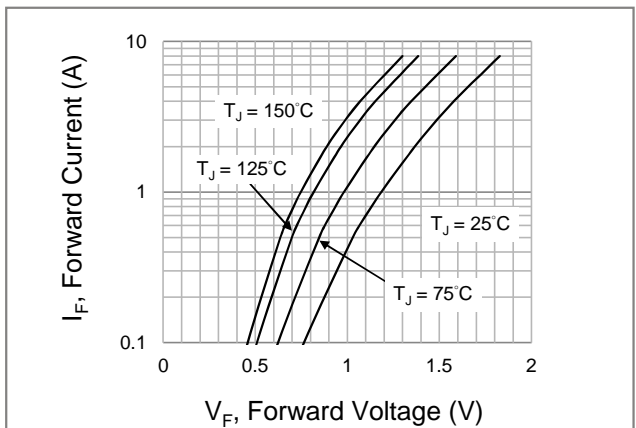
**Fig.1 Forward Current Derating Curve**



**Fig.2 Typical Junction Capacitance**



**Fig.3 Typical Reverse Characteristics**



**Fig.4 Typical Forward Characteristics**



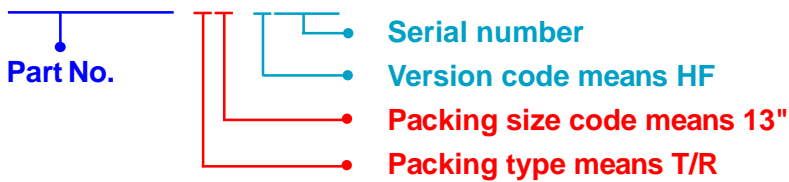
# UF408G~UF4010G

## Part No\_packing code\_Version

- UF408G\_AY\_00001
- UF408G\_AY\_10001
- UF408G\_B0\_00001
- UF408G\_B0\_10001
- UF408G\_R2\_00001
- UF408G\_R2\_10001

For example :

**RB500V-40\_R2\_00001**



Packing Code <b>XX</b>				Version Code <b>XXXXX</b>		
Packing type	1 <sup>st</sup> Code	Packing size code	2 <sup>nd</sup> Code	HF or RoHS	1 <sup>st</sup> Code	2 <sup>nd</sup> ~5 <sup>th</sup> Code
Tape and Ammunition Box (T/B)	A	N/A	0	HF	0	serial number
Tape and Reel (T/R)	R	7"	1	RoHS	1	serial number
Bulk Packing (B/P)	B	13"	2			
Tube Packing (T/P)	T	26mm	X			
Tape and Reel (Right Oriented) (TRR)	S	52mm	Y			
Tape and Reel (Left Oriented) (TRL)	L	PANASERT T/B CATHODE UP (PBCU)	U			
FORMING	F	PANASERT T/B CATHODE DOWN (PBCD)	D			