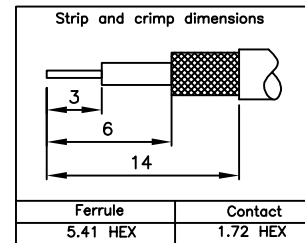
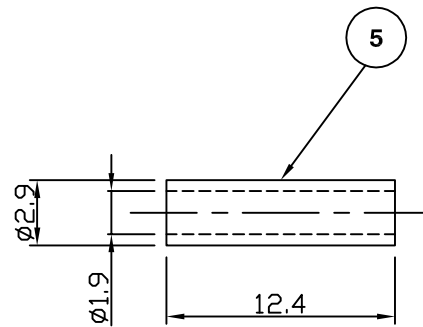
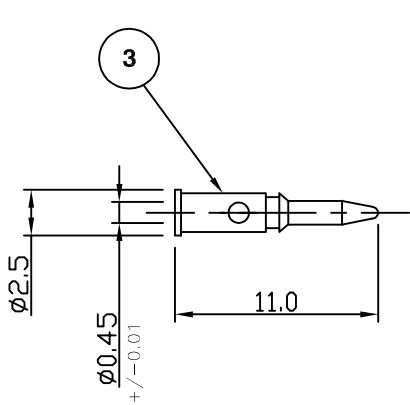
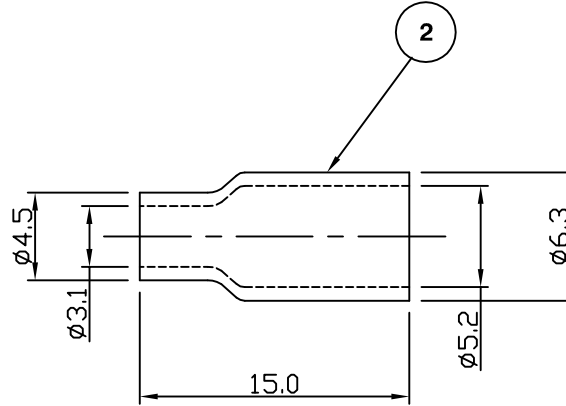
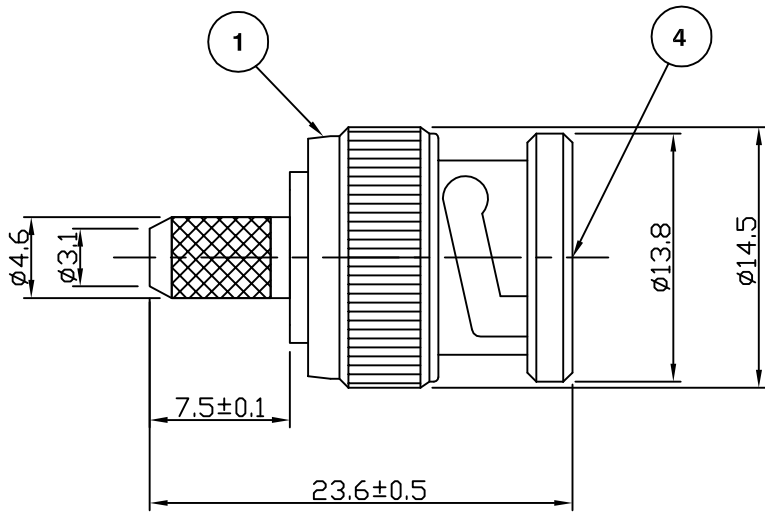


RoHS COMPLIANT



For stripping and assembly instructions see Drawing Number: VAIB1104

Electrical Characteristics

Nominal Impedance:	For Use on 75 Ohm Cable
Frequency Range:	DC to 1 GHz
VSWR:	1.35:1 maximum
Insertion Loss:	0.2 dB at 1 GHz
Operating Voltage (rms):	500 V maximum at sea level
Dielectric Withstand Voltage (rms):	1500 V maximum at sea level
Contact Resistance:	1.5 milliohms maximum
Insulation Resistance:	5000 megohms minimum

Mechanical Characteristics

Mating Cycles:	500 cycles minimum
Interface Dimensions:	Conform to MIL-C-39012

Environmental Characteristics

Temperature Range:	-55 °C to +85 °C
--------------------	------------------

PART	DESCRIPTION
1	Body Brass, nickel plated
2	Ferrule Brass, nickel plated
3	Contact Brass, gold plated
4	Dielectric POM
5	Insulator POM

DESCRIPTION OF REVISION	APPVD	ISS	DATE
Spec Frequency & Impedance	MS	7	14 Oct 09
Dimensions updated	KA	6	13 Aug 07
Up Issue	SN	5	06 Mar 03
CAD Issue	SN	4	21 Jan 02
Dimension change to pin	AT	3	02 Sept 99
Adjustment to mandril hole size	AT	2	25 Oct 94
First Issue	HF	1	03 April 94



Cinch Connectivity Solutions
7-13 Russell Way,
Widford Industrial Estate,
Chelmsford, Essex,
CM1 3AA, UK.
Tel: +44 (0) 1245 359515
Fax: +44 (0) 1245 358938

SCALE: Not To Scale

DIMENSIONS: mm

TOLERANCES:
 $\pm 0.2\text{mm}$ unless
otherwise stated

DRAWN BY:

S Nash

CHECKED BY:

J.Cracknell

APPROVED BY:

M.Spooner

DATE:

06 Mar 03

TITLE:

BNC Crimp Plug for
Reuters C12R

PART NUMBER:

VB10-2087

PAGE: 1 of 1