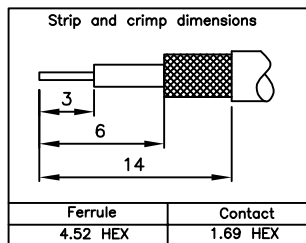
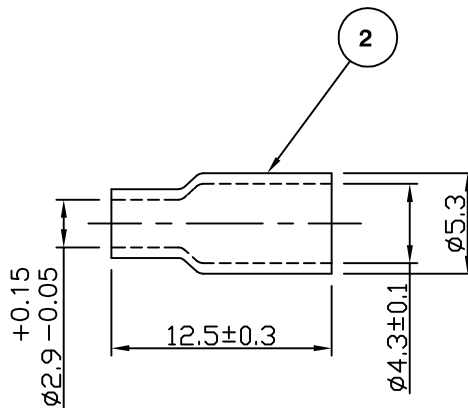
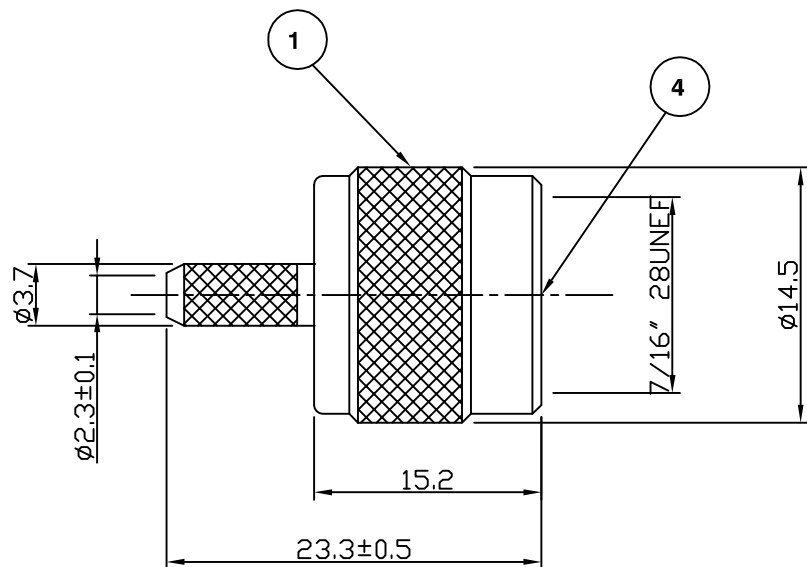


RoHS COMPLIANT



Electrical Characteristics

Nominal Impedance:	50 ohms
Frequency Range:	DC to 11 GHz
VSWR:	1.35:1 maximum
Insertion Loss:	0.2 dB at 3 GHz
Operating Voltage (rms):	500 V maximum at sea level
Dielectric Withstand Voltage (rms):	1500 V maximum at sea level
Contact Resistance:	1.5 milliohms maximum
Insulation Resistance:	5000 megohms minimum

Mechanical Characteristics

Mating Cycles:	500 cycles minimum
Interface Dimensions:	Conform to MIL-C-39012

Environmental Characteristics

Temperature Range:	-65 °C to +165 °C
--------------------	-------------------

PART	DESCRIPTION
1	Body Brass, nickel plated
2	Ferrule Brass, nickel plated
3	Contact Brass, gold plated
4	Dielectric PTFE

CAD Issue	SN	2	29 Jan 02
First Issue	IS	1	21 May 93
DESCRIPTION OF REVISION	APPVD	ISS	DATE

For stripping and assembly instructions see Drawing Number: VAIT1101



Cinch Connectivity Solutions
7-13 Russel Way,
Widford Industrial Estate,
Chelmsford,
Essex, CM1 3AA, UK
Tel: +44 (0) 1245 359515
Fax: +44 (0) 1245 358938

SCALE: Not To Scale	DRAWN BY: S Nash	TITLE: TNC Crimp Plug for RG174
DIMENSIONS: mm	CHECKED BY: P Couzens	PART NUMBER: VT10-2071
TOLERANCES: ± 0.2mm unless otherwise stated	APPROVED BY: P Couzens	PAGE: 1 of 1
	DATE: 29 Jan 02	