



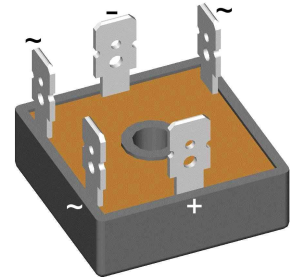
Standard Rectifier Module

| | |
|-------------------------|----------|
| 3~ Rectifier | |
| V_{RRM} | = 1800 V |
| I_{DAV} | = 27 A |
| I_{FSM} | = 550 A |

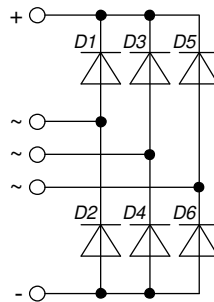
3~ Rectifier Bridge

Part number

VUO36-18NO8



E72873



Features / Advantages:

- Planar passivated chips
- Very low leakage current
- Very low forward voltage drop
- Improved thermal behaviour

Applications:

- Diode for main rectification
- For three phase bridge configurations
- Supplies for DC power equipment
- Input rectifiers for PWM inverter
- Battery DC power supplies
- Field supply for DC motors

Package: FO-B

- Isolation Voltage: 3000 V~
- Industry standard outline
- RoHS compliant
- 1/4" fast-on terminals
- Easy to mount with one screw

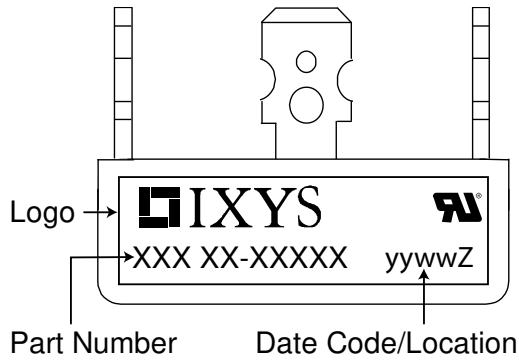
Disclaimer Notice

Information furnished is believed to be accurate and reliable. However, users should independently evaluate the suitability of and test each product selected for their own applications. Littelfuse products are not designed for, and may not be used in, all applications. Read complete Disclaimer Notice at www.littelfuse.com/disclaimer-electronics.

| Rectifier | | | | Ratings | | | |
|------------|--|---|---|-----------------------------|------|------|-------------------|
| Symbol | Definition | Conditions | | min. | typ. | max. | Unit |
| V_{RSM} | max. non-repetitive reverse blocking voltage | | | | | 1900 | V |
| V_{RRM} | max. repetitive reverse blocking voltage | | | | | 1800 | V |
| I_R | reverse current | $V_R = 1800$ V | $T_{VJ} = 25^\circ\text{C}$ | | | 40 | μA |
| | | $V_R = 1800$ V | $T_{VJ} = 150^\circ\text{C}$ | | | 1.5 | mA |
| V_F | forward voltage drop | $I_F = 15$ A | $T_{VJ} = 25^\circ\text{C}$ | | | 1.04 | V |
| | | $I_F = 45$ A | | | | 1.23 | V |
| | | $I_F = 15$ A | $T_{VJ} = 125^\circ\text{C}$ | | | 0.93 | V |
| | | $I_F = 45$ A | | | | 1.18 | V |
| I_{DAV} | bridge output current | $T_C = 85^\circ\text{C}$ rectangular | $T_{VJ} = 150^\circ\text{C}$ $d = \frac{1}{3}$ | | | 27 | A |
| V_{FO} | threshold voltage | } for power loss calculation only | | | | 0.76 | V |
| r_F | slope resistance | | | | | 9.1 | m Ω |
| R_{thJC} | thermal resistance junction to case | | | | | 7 | K/W |
| R_{thCH} | thermal resistance case to heatsink | | | | 1 | | K/W |
| P_{tot} | total power dissipation | | | $T_C = 25^\circ\text{C}$ | | 17 | W |
| I_{FSM} | max. forward surge current | $t = 10$ ms; (50 Hz), sine | $T_{VJ} = 45^\circ\text{C}$ | | | 550 | A |
| | | $t = 8,3$ ms; (60 Hz), sine | $V_R = 0$ V | | | 595 | A |
| | | $t = 10$ ms; (50 Hz), sine | $T_{VJ} = 150^\circ\text{C}$ | | | 470 | A |
| | | $t = 8,3$ ms; (60 Hz), sine | $V_R = 0$ V | | | 505 | A |
| I^2t | value for fusing | $t = 10$ ms; (50 Hz), sine | $T_{VJ} = 45^\circ\text{C}$ | | | 1.52 | kA ² s |
| | | $t = 8,3$ ms; (60 Hz), sine | $V_R = 0$ V | | | 1.48 | kA ² s |
| | | $t = 10$ ms; (50 Hz), sine | $T_{VJ} = 150^\circ\text{C}$ | | | 1.11 | kA ² s |
| | | $t = 8,3$ ms; (60 Hz), sine | $V_R = 0$ V | | | 1.06 | kA ² s |
| C_J | junction capacitance | $V_R = 400$ V; $f = 1$ MHz | | $T_{VJ} = 25^\circ\text{C}$ | | 18 | pF |



| Package FO-B | | Ratings | | | | |
|----------------|--|----------------------|-------------------------------------|------|------|------|
| Symbol | Definition | Conditions | min. | typ. | max. | Unit |
| I_{RMS} | RMS current | per terminal | | | 100 | A |
| T_{VJ} | virtual junction temperature | | -40 | | 150 | °C |
| T_{op} | operation temperature | | -40 | | 125 | °C |
| T_{stg} | storage temperature | | -40 | | 125 | °C |
| Weight | | | | 20 | | g |
| M_D | mounting torque | | 1.8 | | 2.2 | Nm |
| $d_{Spp/ App}$ | creepage distance on surface / striking distance through air | terminal to terminal | 9.0 | 7.0 | | mm |
| $d_{Spb/ Apb}$ | | terminal to backside | 10.0 | 10.0 | | mm |
| V_{ISOL} | isolation voltage | t = 1 second | 50/60 Hz, RMS; $I_{ISOL} \leq 1$ mA | 3000 | | V |
| | | t = 1 minute | | 2500 | | V |



| Ordering | Ordering Number | Marking on Product | Delivery Mode | Quantity | Code No. |
|----------|-----------------|--------------------|---------------|----------|----------|
| Standard | VUO36-18NO8 | VUO36-18NO8 | Box | 50 | 465186 |

Equivalent Circuits for Simulation

* on die level

$T_{VJ} = 150^{\circ}C$



Rectifier

| | | | |
|--------------|--------------------|------|----|
| $V_{0 \max}$ | threshold voltage | 0.76 | V |
| $R_{0 \max}$ | slope resistance * | 7.9 | mΩ |



Outlines FO-B

