

## Features:

- 3 in 1 solution on a ceramic chip with two separate feeds.
- Need smaller antenna space on PCB to integrate GNSS, Dual WiFi and DSRC bands
- Compact Size (L x W x H) 10 x 3.2 x 1.5mm.
- Fully SMD compatible

## Applications:

- GNSS(1560-1610MHz)
- GPS, Glonass, Beidou
- IEEE 802.11 a/b/g/n compliant 2.4 and 5GHz. (2400-2485/ 4900-5850MHz)
- DSRC (5850-5925MHz)
- Mobile navigation device

All dimensions are in mm / inches

Issue: 2042

In the effort to improve our products, we reserve the right to make changes judged to be necessary.

CONFIDENTIAL AND PROPRIETARY INFORMATION

This document contains confidential and proprietary information of Pulse Electronics, Inc. (Pulse) and is protected by copyright, trade secret and other state and federal laws. Its receipt or possession does not convey any rights to reproduce, disclose its contents, or to manufacture, use or sell anything it may describe. Reproduction, disclosure or use without specific written authorization of Pulse is strictly forbidden.

For more information:

Pulse Worldwide Headquarters  
15255 Innovation Drive #100  
San Diego, CA 92128  
USA  
Tel:1-858-674-8100

Pulse/Larsen Antennas  
18110 SE 34<sup>th</sup> St Bldg 2 Suite 250  
Vancouver, WA 98683  
USA  
Tel: 1-360-944-7551

Europe Headquarters  
Pulse GmbH & Do, KG  
Zeppelinstrasse 15  
Herrenberg, Germany  
Tel: 49 7032 7806 0

Pulse (Suzhou) Wireless Products Co, Inc.  
99 Huo Ju Road(#29 Bldg,4<sup>th</sup> Phase  
Suzhou New District  
Jiangsu Province, Suzhou 215009 PR China  
Tel: 86 512 6807 9998



**ELECTRICAL SPECIFICATIONS**

Frequency, Port 1	1.560-1.610 GHz
Frequency, Port 2	2.4-2.485/ 4.9-5.925 GHz
Normal Impedance	50 Ohm
Return Loss, Port 1	<2.5:1
Return Loss, Port 1	<2:1 at low band <2.8:1 at high band
Efficiency (Typ.), Port 1	65 %
Efficiency (Typ.), Port 2	70/ 55 %
Peak Gain, Port 1	1.5 dBi
Peak Gain, Port 2	1.5/ 3.5 dBi
Isolation (Min.) at 1.560-1.610 GHz	20 dB
Isolation (Min.) at 2.4-2.485 GHz	18 dB
Isolation (Min.) at 4.9-5.925 GHz	22 dB
Polarization	Linear
Interface	SMD Mount

**Description:** GNSS-DUAL WIFI-DSRC ANT**PART NUMBER:** W3095**MECHANICAL SPECIFICATIONS**

Block material	Dielectric ceramic
Plating material	Ag
Weight	0.24 g
RoHS Compliant Product	
Tape and reel packing	
Lead free materials	
Lead free soldering compatible	
Vibration test	According to AEC-Q200-Rev-D MIL-STD-202 Method 204, 5g's for 20 min., 12 cycles each of 3 orientations. Note: USE 8" x 5" PCB .031" thick 7 secure points on one long side and 2 secure points at corners of opposite sides. Parts mounted within 2" from any secure point. Test from 10-2000 Hz.
Moisture sensitivity level	MSL 1

**ENVIRONMENTAL SPECIFICATIONS**

Operating temperature	-30 to +80° C
-----------------------	---------------

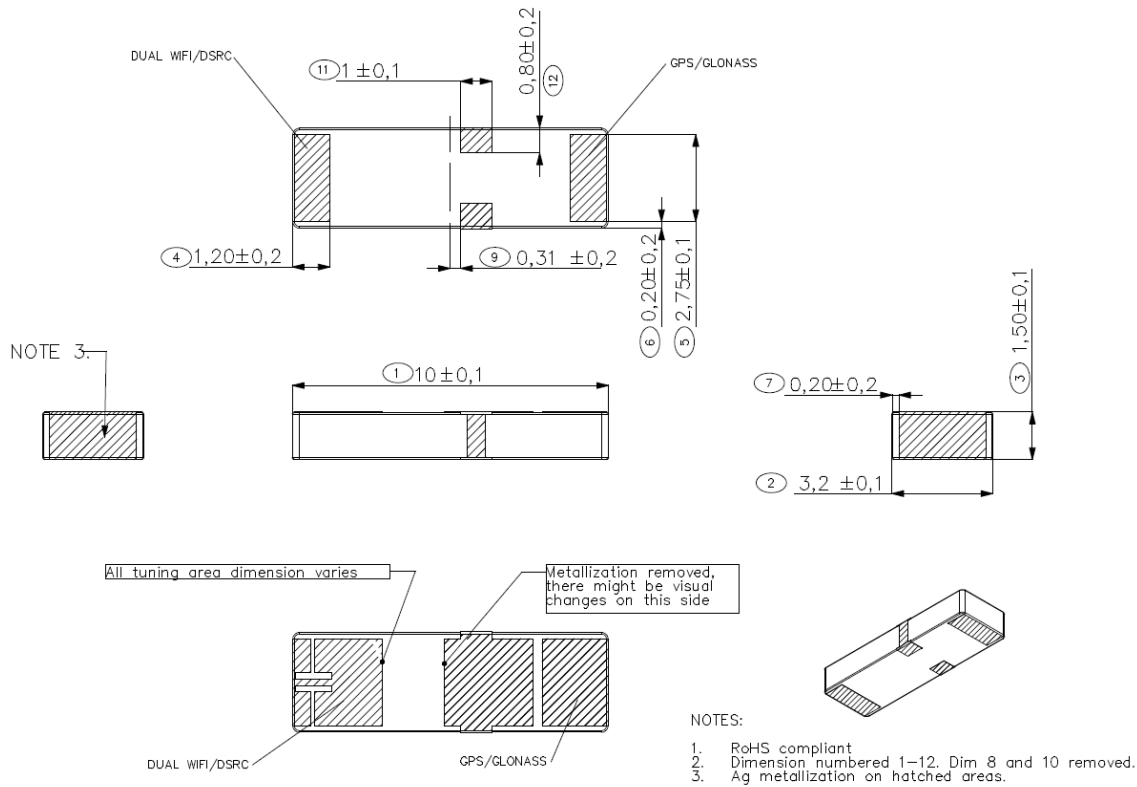
a YAGEO company

Description: GNSS-DUAL WIFI-DSRC ANT

Series: CERAMIC CHIP

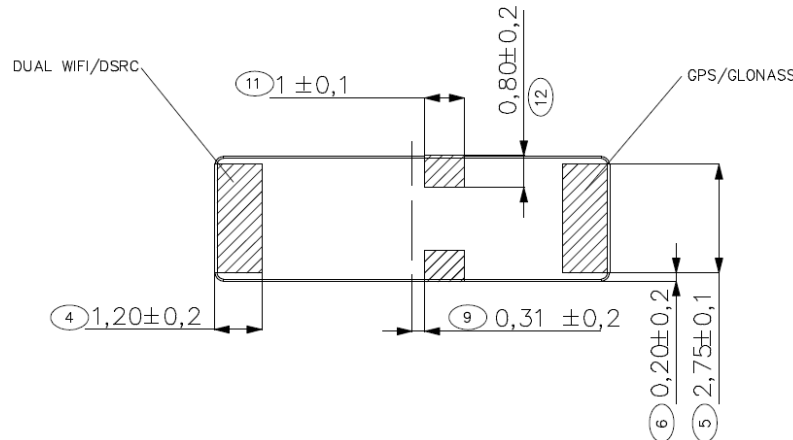
PART NUMBER: W3095

## MECHANICAL DRAWING



Dimensions: (mm)

### Details of antenna pad dimension on the bottom in mm.



Issue: 2042

In the effort to improve our products, we reserve the right to make changes judged to be necessary.

CONFIDENTIAL AND PROPRIETARY INFORMATION

This document contains confidential and proprietary information of Pulse Electronics, Inc. (Pulse) and is protected by copyright, trade secret and other state and federal laws. Its receipt or possession does not convey any rights to reproduce, disclose its contents, or to manufacture, use or sell anything it may describe. Reproduction, disclosure or use without specific written authorization of Pulse is strictly forbidden.

a YAGEO company

Series: CERAMIC CHIP

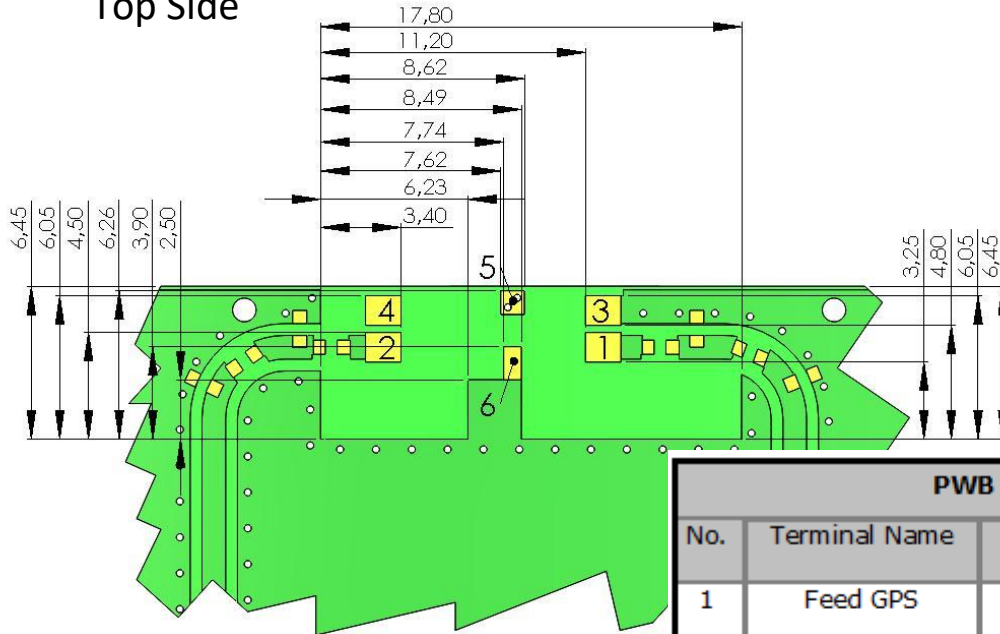
Description: GNSS-DUAL WIFI-DSRC ANT

PART NUMBER: W3095

## OTHER SPECIFICATIONS

### PCB Layout Recommendation

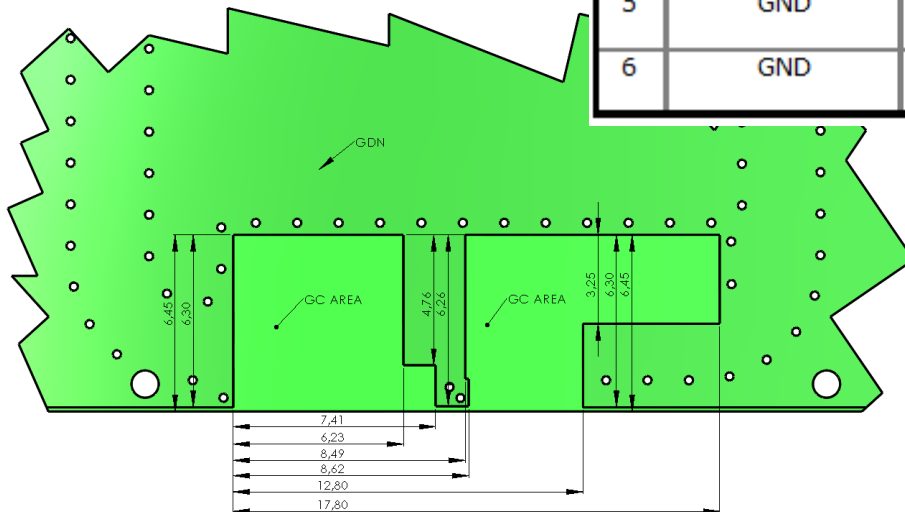
Top Side



#### PWB features

No.	Terminal Name	Terminal Dimensions
1	Feed GPS	1.25 x 1.50 mm
2	Feed 2,4-5,925GHZ	1.25 x 1.50 mm
3	GND	1.25 x 1.50 mm
4	Support pad	1.25 x 1.50 mm
5	GND	1.00 x 1.00 mm
6	GND	1.40x 0.75 mm

Bottom Side



Issue: 2042

In the effort to improve our products, we reserve the right to make changes judged to be necessary.

CONFIDENTIAL AND PROPRIETARY INFORMATION

This document contains confidential and proprietary information of Pulse Electronics, Inc. (Pulse) and is protected by copyright, trade secret and other state and federal laws. Its receipt or possession does not convey any rights to reproduce, disclose its contents, or to manufacture, use or sell anything it may describe. Reproduction, disclosure or use without specific written authorization of Pulse is strictly forbidden.

a YAGEO company

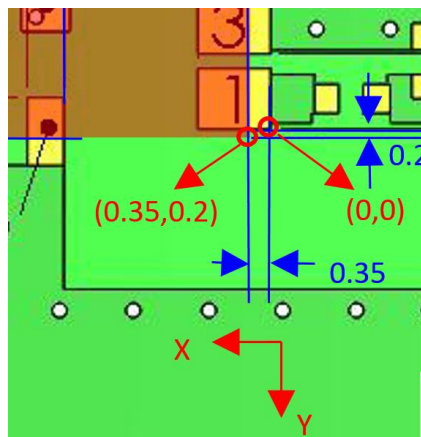
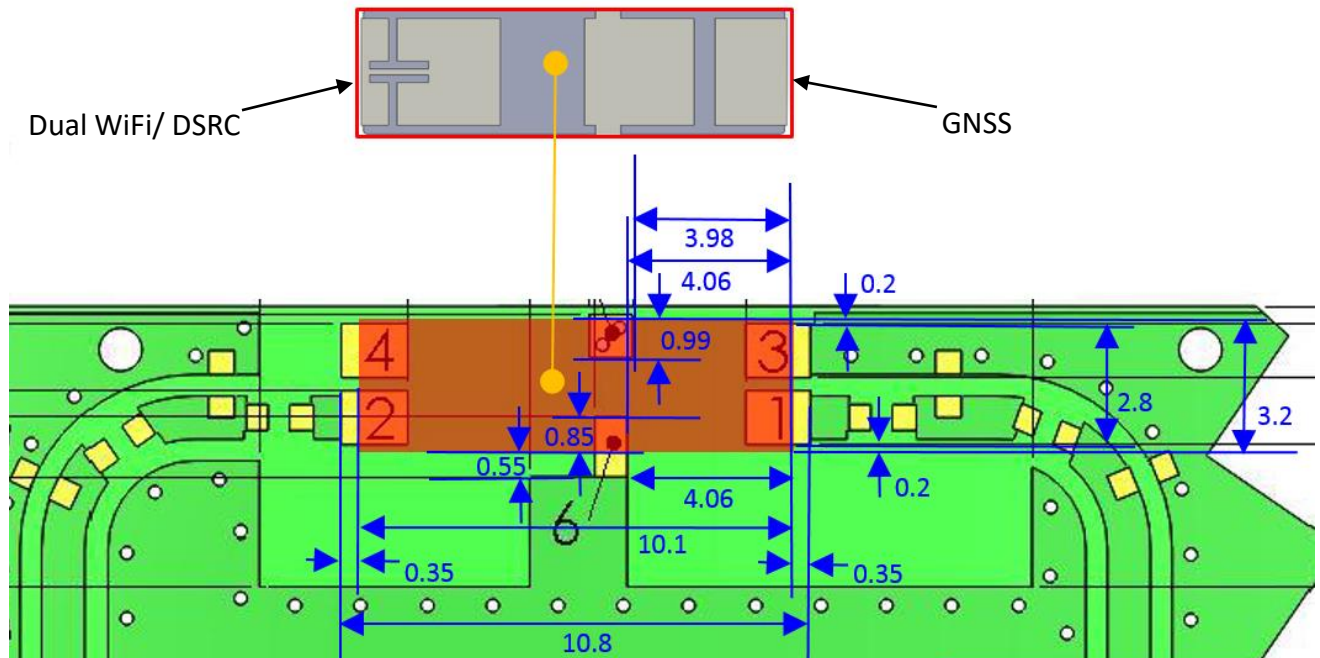
Series: CERAMIC CHIP

Description: GNSS-DUAL WIFI-DSRC ANT

PART NUMBER: W3095

## OTHER SPECIFICATIONS

### Antenna Alignment on PCB Layout



Issue: 2042

In the effort to improve our products, we reserve the right to make changes judged to be necessary.

CONFIDENTIAL AND PROPRIETARY INFORMATION

This document contains confidential and proprietary information of Pulse Electronics, Inc. (Pulse) and is protected by copyright, trade secret and other state and federal laws. Its receipt or possession does not convey any rights to reproduce, disclose its contents, or to manufacture, use or sell anything it may describe. Reproduction, disclosure or use without specific written authorization of Pulse is strictly forbidden.



a YAGEO company

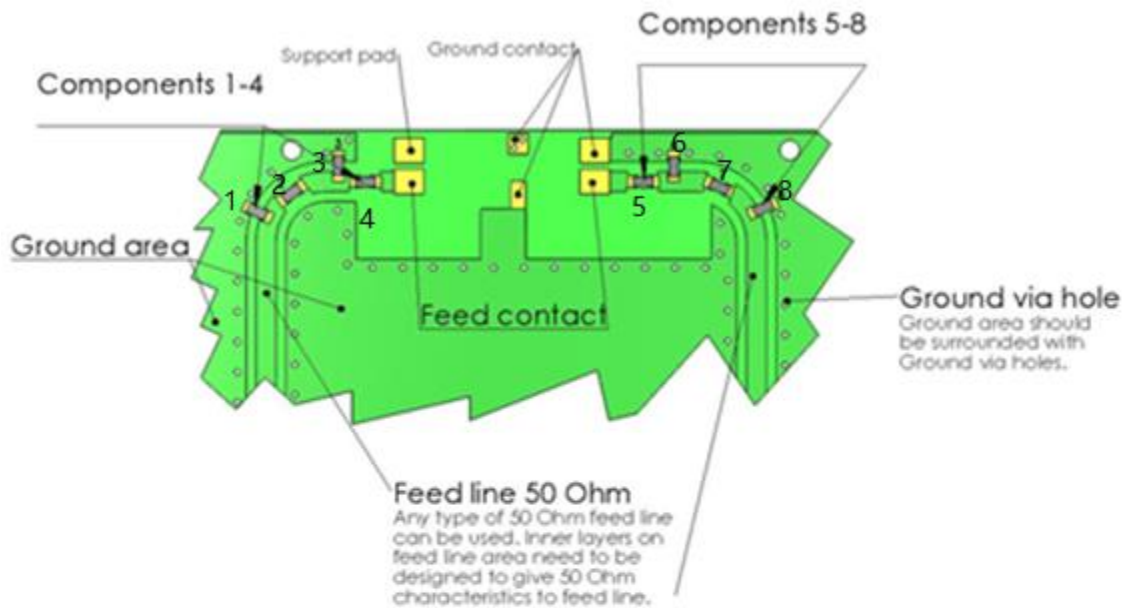
Description: GNSS-DUAL WIFI-DSRC ANT

Series: CERAMIC CHIP

PART NUMBER: W3095

## OTHER SPECIFICATIONS

### Suggested Matching on PCB



Antenna	Component NO.	Value
2,4-5,85GHz	1	Not in use
2,4-5,85GHz	2	0 Ohm
2,4-5,85GHz	3	2,2nH
2,4-5,85GHz	4	1,2pF
GNSS	5	0 Ohm
GNSS	6	1,8pF
GNSS	7	0 Ohm
GNSS	8	Not in use

Issue: 2042

In the effort to improve our products, we reserve the right to make changes judged to be necessary.

CONFIDENTIAL AND PROPRIETARY INFORMATION

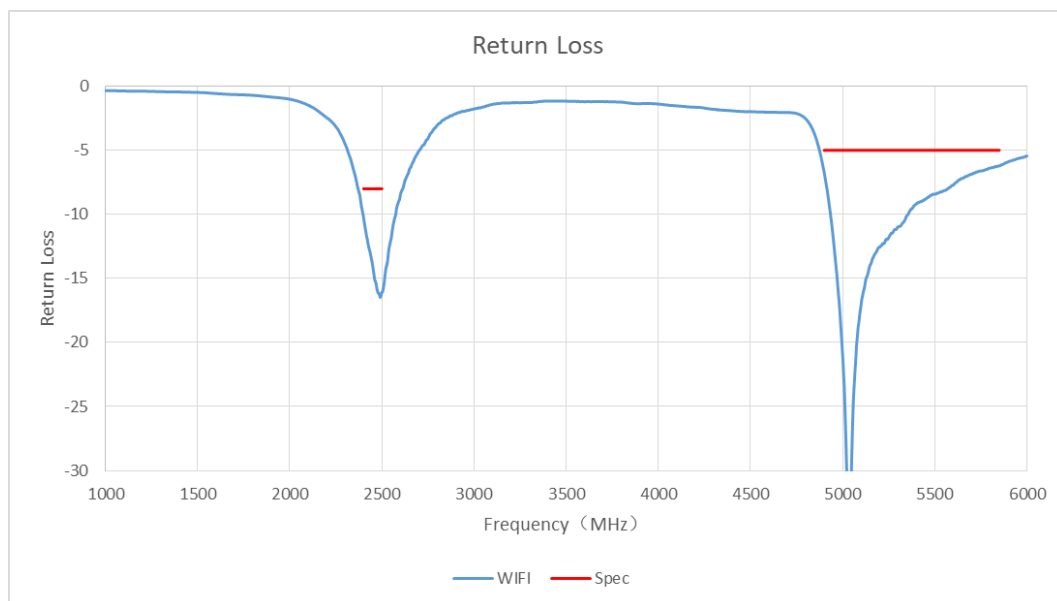
This document contains confidential and proprietary information of Pulse Electronics, Inc. (Pulse) and is protected by copyright, trade secret and other state and federal laws. Its receipt or possession does not convey any rights to reproduce, disclose its contents, or to manufacture, use or sell anything it may describe. Reproduction, disclosure or use without specific written authorization of Pulse is strictly forbidden.

## CHARTS

### Typical GNSS antenna Return Loss



### Typical WIFI antenna Return Loss



Issue: 2042

In the effort to improve our products, we reserve the right to make changes judged to be necessary.

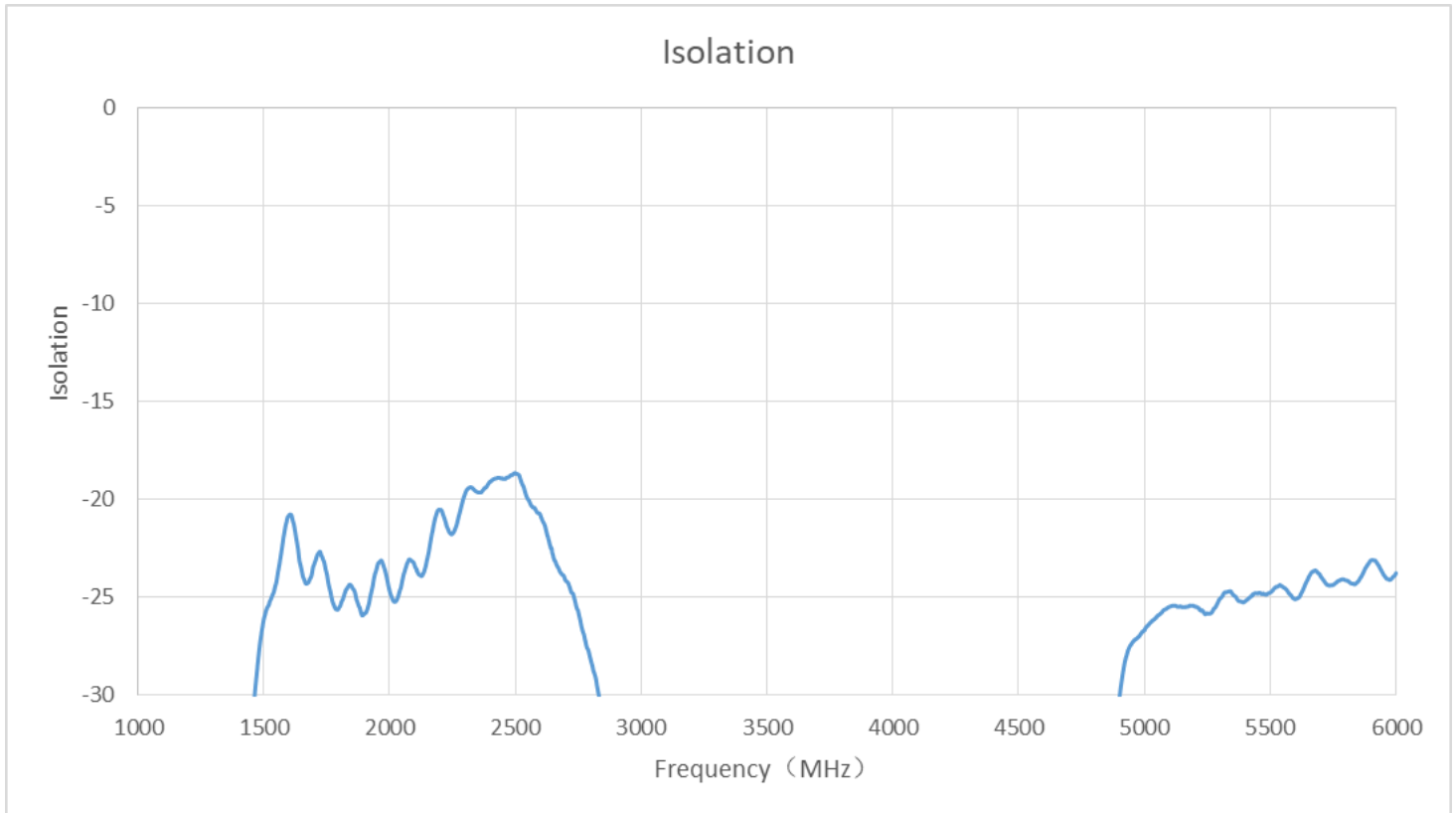
CONFIDENTIAL AND PROPRIETARY INFORMATION

This document contains confidential and proprietary information of Pulse Electronics, Inc. (Pulse) and is protected by copyright, trade secret and other state and federal laws. Its receipt or possession does not convey any rights to reproduce, disclose its contents, or to manufacture, use or sell anything it may describe. Reproduction, disclosure or use without specific written authorization of Pulse is strictly forbidden.



**CHARTS**

## Typical Isolation



a YAGEO company

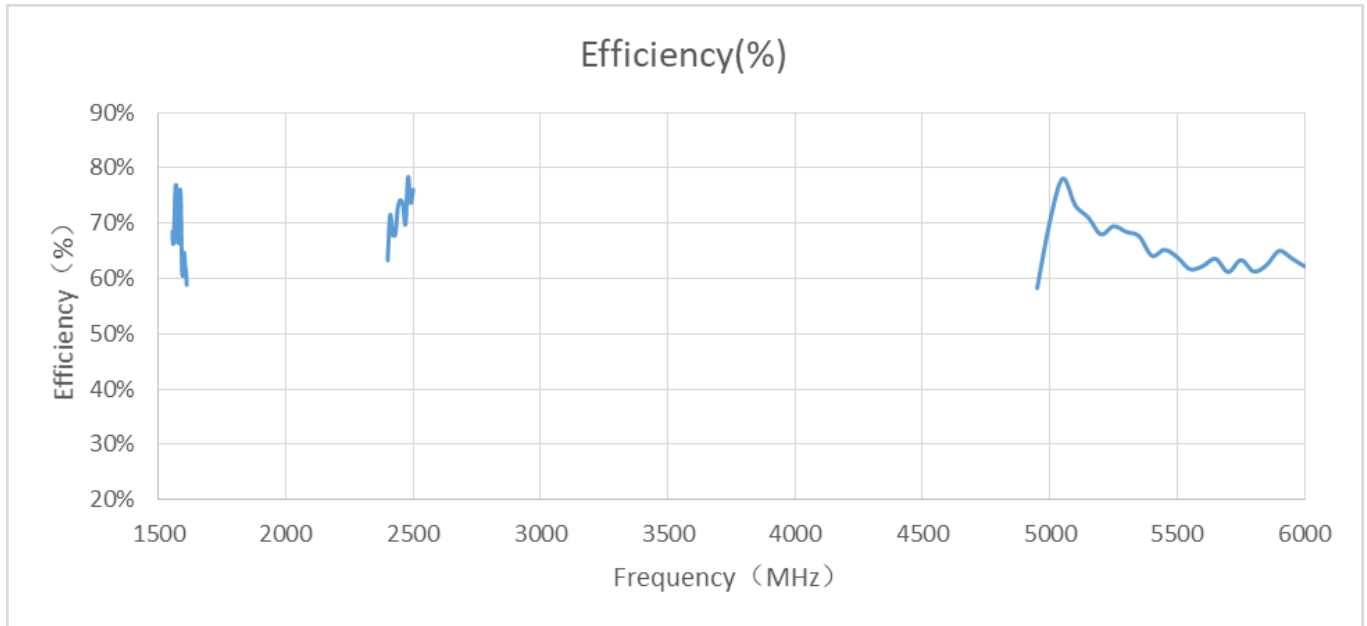
Description: GNSS-DUAL WIFI-DSRC ANT

Series: CERAMIC CHIP

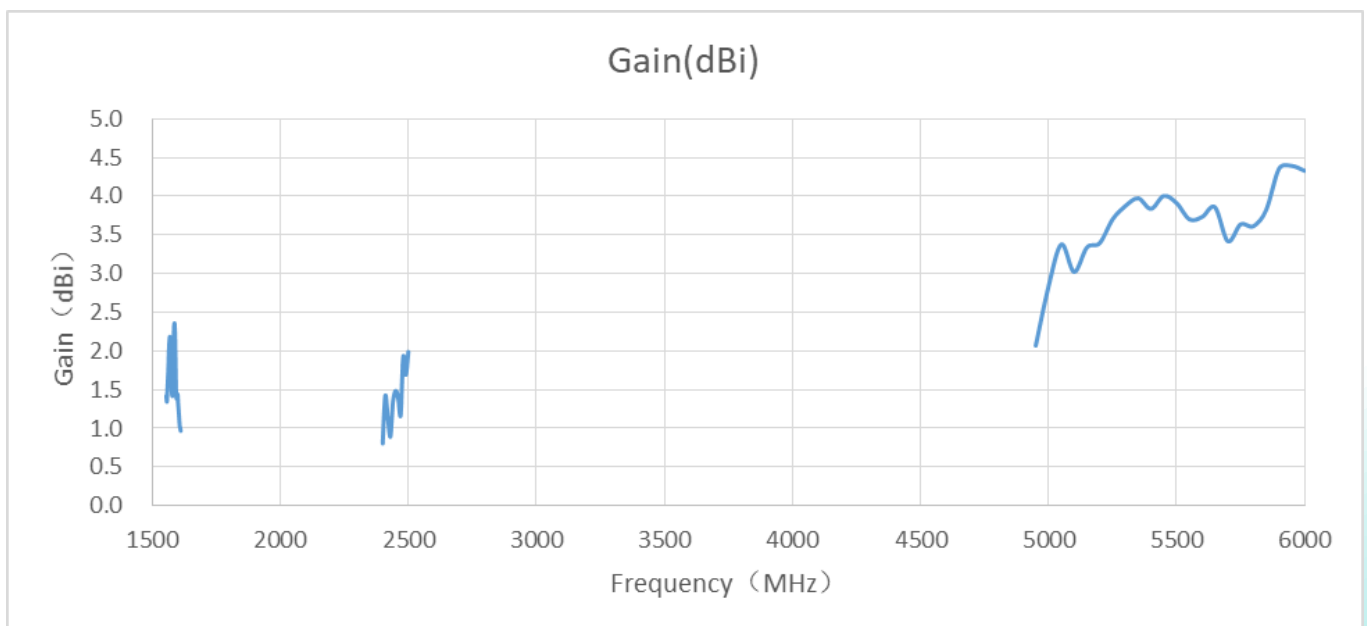
PART NUMBER: W3095

## CHARTS

### Typical Antenna Total Efficiency



### Typical Antenna Peak Gain



Issue: 2042

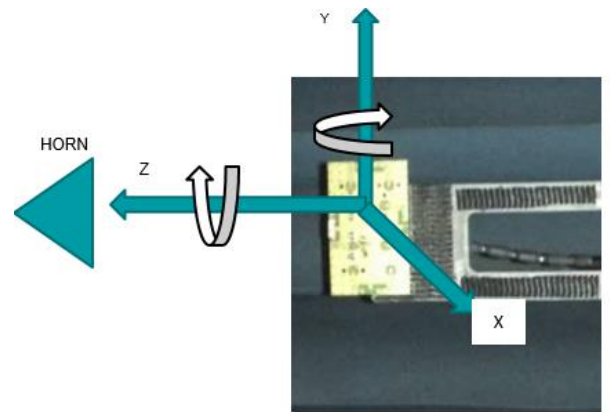
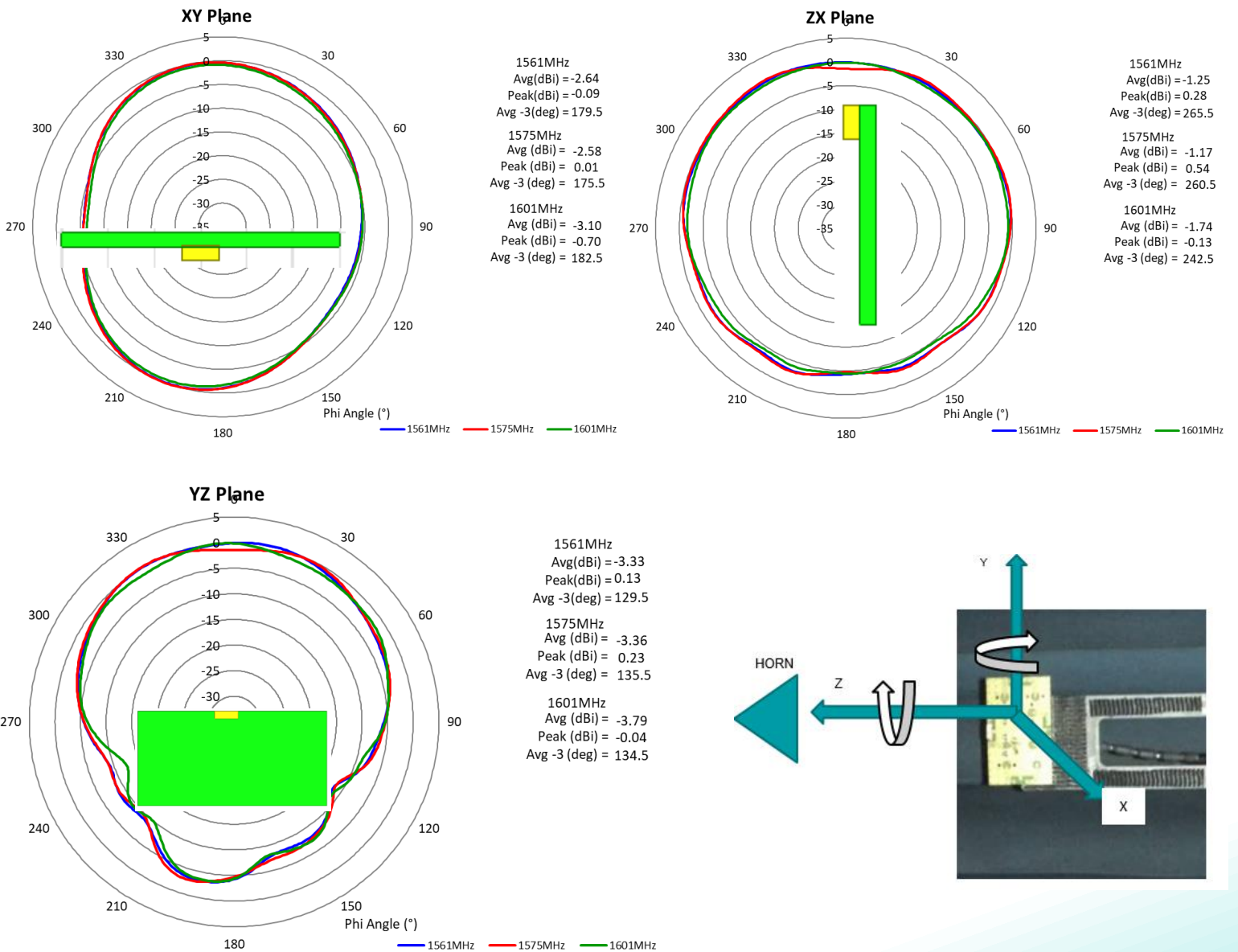
In the effort to improve our products, we reserve the right to make changes judged to be necessary.

CONFIDENTIAL AND PROPRIETARY INFORMATION

This document contains confidential and proprietary information of Pulse Electronics, Inc. (Pulse) and is protected by copyright, trade secret and other state and federal laws. Its receipt or possession does not convey any rights to reproduce, disclose its contents, or to manufacture, use or sell anything it may describe. Reproduction, disclosure or use without specific written authorization of Pulse is strictly forbidden.

## CHARTS

### Typical free space radiation pattern—GNSS



Issue: 2042

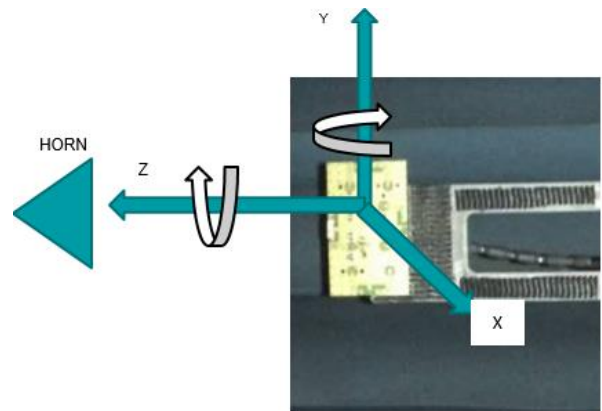
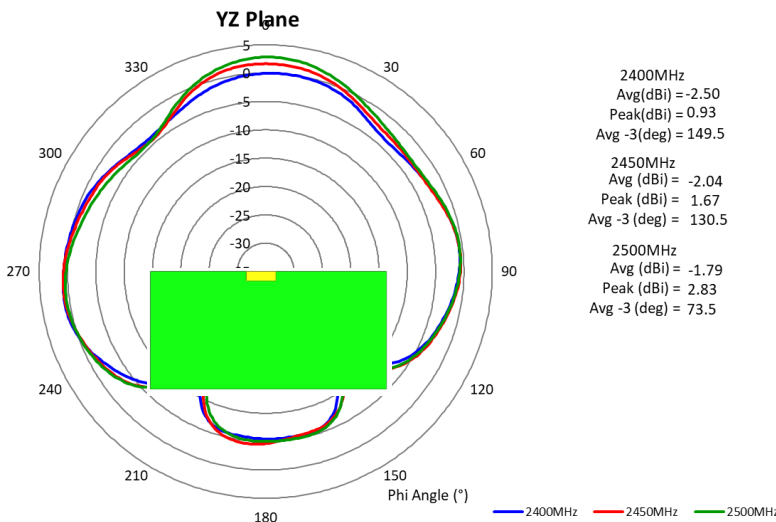
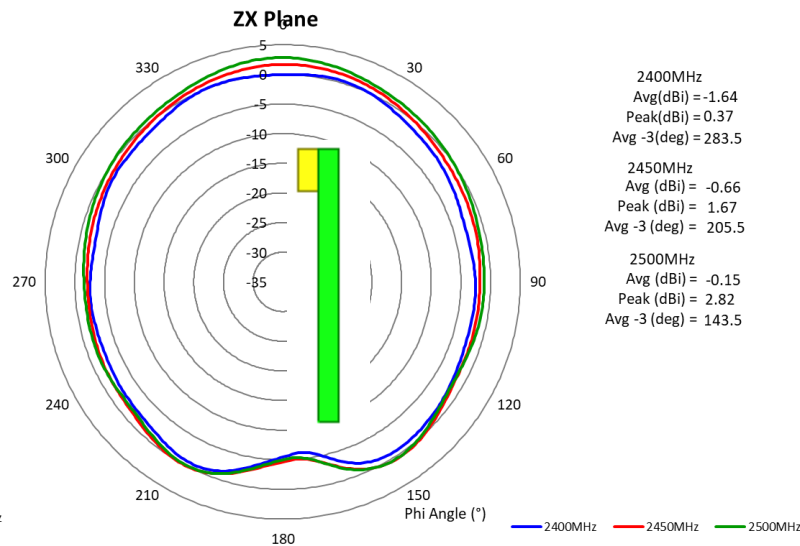
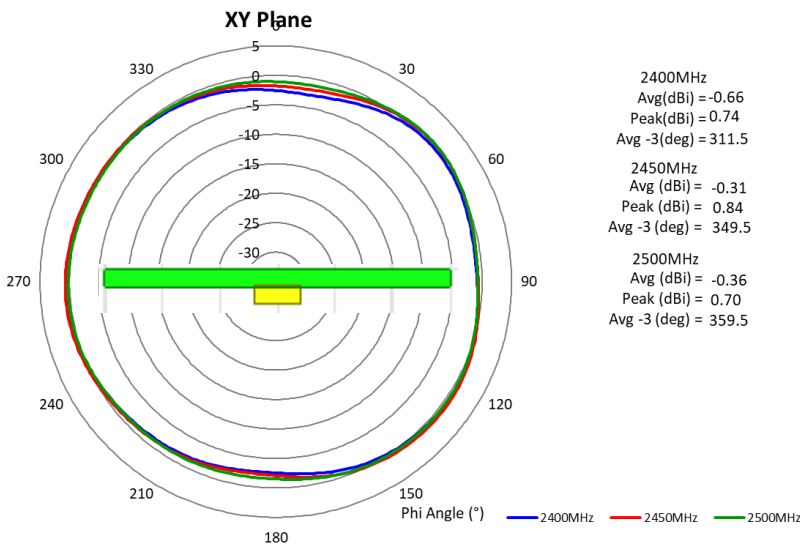
In the effort to improve our products, we reserve the right to make changes judged to be necessary.

CONFIDENTIAL AND PROPRIETARY INFORMATION

This document contains confidential and proprietary information of Pulse Electronics, Inc. (Pulse) and is protected by copyright, trade secret and other state and federal laws. Its receipt or possession does not convey any rights to reproduce, disclose its contents, or to manufacture, use or sell anything it may describe. Reproduction, disclosure or use without specific written authorization of Pulse is strictly forbidden.

## CHARTS

### Typical free space radiation pattern—2.4G



Issue: 2042

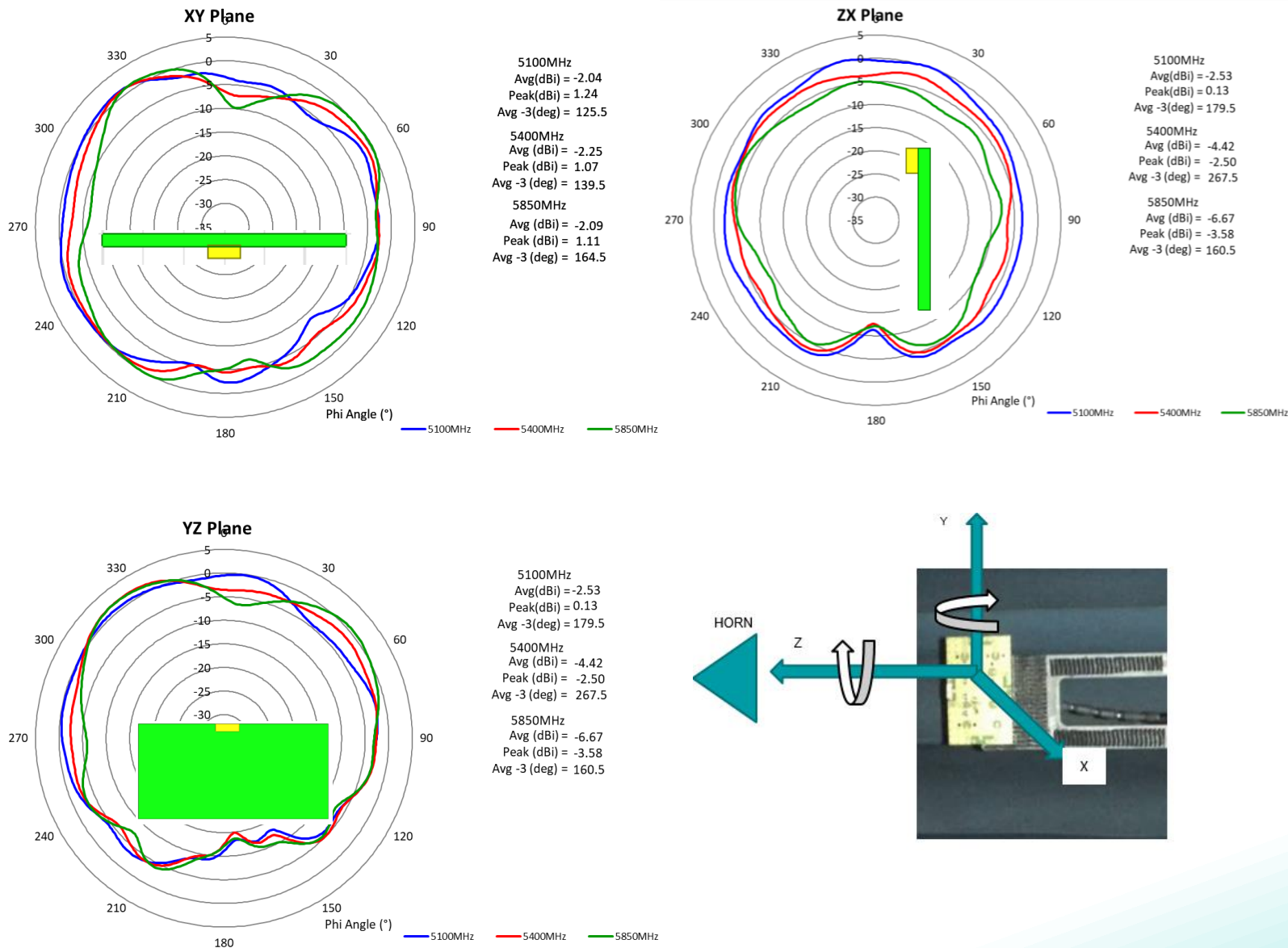
In the effort to improve our products, we reserve the right to make changes judged to be necessary.

CONFIDENTIAL AND PROPRIETARY INFORMATION

This document contains confidential and proprietary information of Pulse Electronics, Inc. (Pulse) and is protected by copyright, trade secret and other state and federal laws. Its receipt or possession does not convey any rights to reproduce, disclose its contents, or to manufacture, use or sell anything it may describe. Reproduction, disclosure or use without specific written authorization of Pulse is strictly forbidden.

## CHARTS

### Typical free space radiation pattern—5G



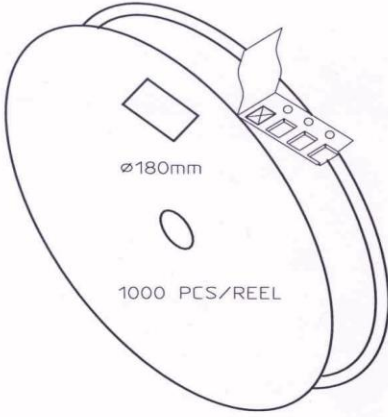
Issue: 2042

In the effort to improve our products, we reserve the right to make changes judged to be necessary.

CONFIDENTIAL AND PROPRIETARY INFORMATION

This document contains confidential and proprietary information of Pulse Electronics, Inc. (Pulse) and is protected by copyright, trade secret and other state and federal laws. Its receipt or possession does not convey any rights to reproduce, disclose its contents, or to manufacture, use or sell anything it may describe. Reproduction, disclosure or use without specific written authorization of Pulse is strictly forbidden.

## PACKAGING

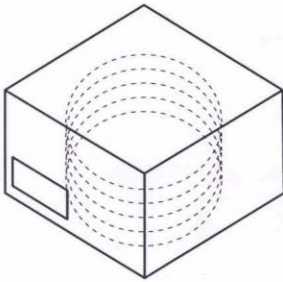


CARRIER TAPE H85-00188  
 width=24,00 depth=2.20  
 COVER TAPE H85-00159  
 width=21.20


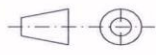
LENGTH OF TAPE:

- Leader section: min 350 mm before component section
- Trailer section: min 40 mm after component section.

Empty part cavities at leader and trailer section of the tape must be sealed with top cover tape.



BOX H85-00128 (182x182x125)	1 pcs
- LABEL	1 pcs/BOX
REEL H85-00160 (D180, W28)	4 pcs
- REEL LABEL	1 pcs/REEL

MATERIAL	
HANDLINGS	
	
RATIO	DRWN 160107 PeHa H
	DGNER G
	CHKD F
	APPRD E
	APPRD BY D
	C
	B
	A
VERSION	MOD/DATE/NAME

PRODUCT H90-OY113-F01P01	
DENOMINATION PACKING FORM	