



Wideband Transformers



- Surface mount and through hole versions
- 500 Vrms, 1 minute interwinding isolation (hipot), 1/4 Watt RF input power
- 250 mA max current rating.
- For a smaller package size, see our WBC Series

Core material Ferrite

Terminations RoHS compliant matte tin over nickel over phos bronze. Other terminations available at additional cost.

Weight 0.38 – 0.40 g

Ambient temperature -40°C to +85°C

Storage temperature Component: -40°C to +85°C.

Tape and reel or tube packaging: -40°C to +80°C

Resistance to soldering heat Max three 40 second reflows at +260°C, parts cooled to room temperature between cycles

Moisture Sensitivity Level (MSL) 1 (unlimited floor life at <30°C / 85% relative humidity)

Failures in Time (FIT) / Mean Time Between Failures (MTBF)

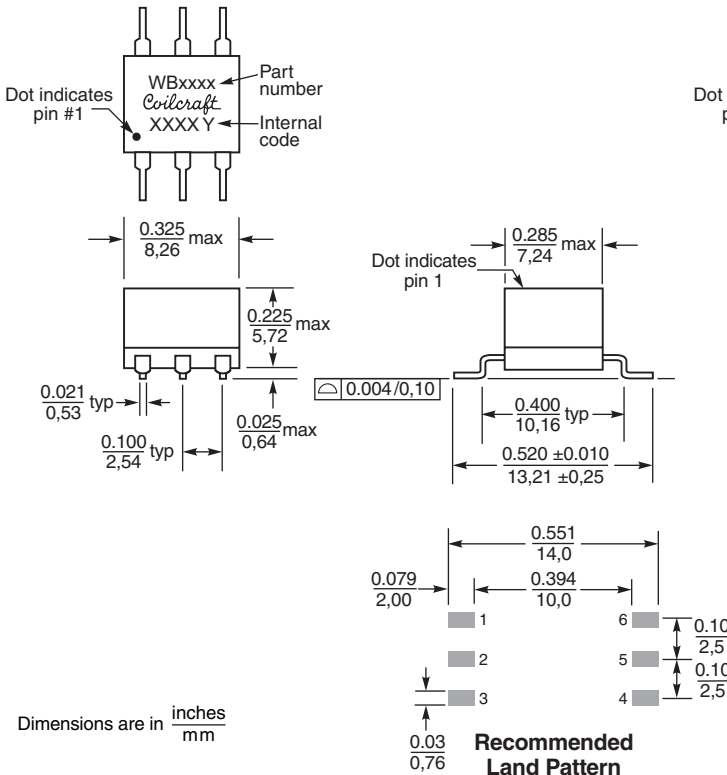
60 per billion hours / 16,666,667 hours, calculated per Telcordia SR-332

Packaging (SM version): 500 per 13" reel;

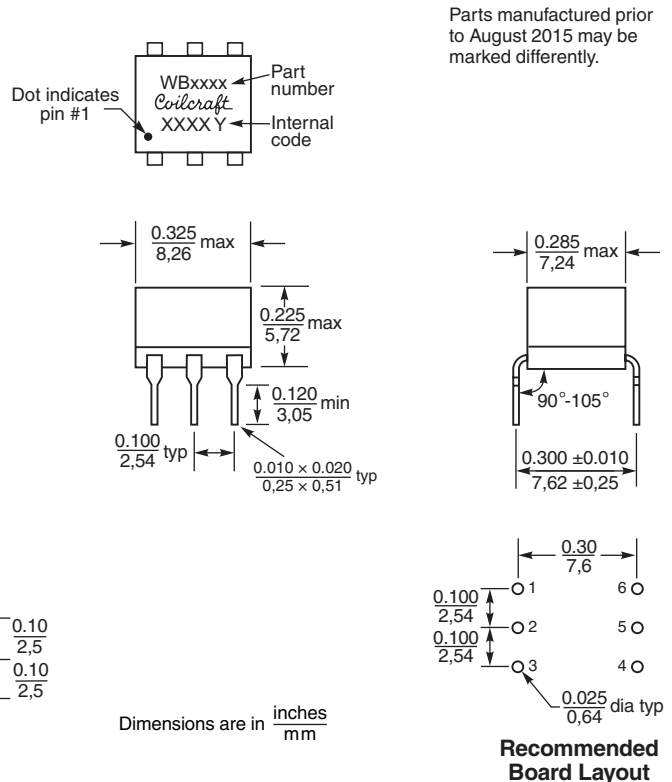
Plastic tape: 24 mm wide, 0.42 mm thick, 20 mm pocket spacing, 6.6 mm pocket depth; (TH version): 70 per tube

PCB washing Tested to MIL-STD-202 Method 215 plus an additional aqueous wash. See [Doc787_PCB_Washing.pdf](#).

Dimensions – surface mount parts



Dimensions – through hole parts



US +1-847-639-6400 sales@coilcraft.com
UK +44-1236-730595 sales@coilcraft-europe.com
Taiwan +886-2-2264 3646 sales@coilcraft.com.tw
China +86-21-6218 8074 sales@coilcraft.com.cn
Singapore + 65-6484 8412 sales@coilcraft.com.sg

Document 425-1 Revised 08/11/17
 © Coilcraft Inc. 2018
 This product may not be used in medical or high risk applications without prior Coilcraft approval. Specification subject to change without notice. Please check web site for latest information.



Wideband Transformers

| Schematic | Part number | | Impedance ratio ² pri:sec | Bandwidth (MHz) | Insertion loss max (dB) | Pri (pins 4-6) | | Sec (pins 1-3) | | DC imbalance ⁵ max (mA) |
|------------|-----------------|-----------|---|-----------------|-------------------------|-------------------------|-----------------------------|-------------------------|-----------------------------|---------------------------------------|
| | SM ¹ | TH | | | | L min ³ (μH) | DCR max ⁴ (mOhm) | L min ³ (μH) | DCR max ⁴ (mOhm) | |
| | WB1-1SL_ | WB1-1L | 1:1 | 0.150–500 | 0.70 | 27 | 75 | 27 | 75 | — |
| | WB1-6SL_ | WB1-6L | 1:1 | 0.100–350 | 0.50 | 25 | 100 | 25 | 100 | — |
| | WB1.18-3SL_ | WB1.18-3L | 1:1.18 | 0.040–300 | 0.50 | 90 | 300 | 108 | 330 | — |
| | WB1.5-6SL_ | WB1.5-6L | 1:1.5 | 0.050–325 | 0.26 | 56 | 120 | 84 | 150 | — |
| | WB2-1-2WSL_ | WB2-1-2WL | 1:2 | 0.080–700 | 1.00 | 38 | 100 | 75 | 150 | — |
| | WB2.5-6SL_ | WB2.5-6L | 1:2.5 | 0.080–225 | 0.26 | 30 | 100 | 75 | 130 | — |
| | WB4-6SL_ | WB4-6L | 1:4 | 0.100–125 | 0.50 | 25 | 100 | 100 | 200 | — |
| | WB9-1SL_ | WB9-1L | 1:9 | 0.125–125 | 0.57 | 25 | 100 | 225 | 250 | — |
| | WB16-1SL_ | WB16-1L | 1:16 | 0.050–100 | 0.60 | 56 | 75 | 896 | 330 | — |
| | WB36-1SL_ | WB36-1L | 1:36 | 0.100–45 | 0.50 | 25 | 50 | 900 | 180 | — |
| | WB1-1TSL_ | WB1-1TL | 1:1 | 0.100–375 | 0.51 | 25 | 100 | 25 | 100 | 30 |
| | WB1-6TSL_ | WB1-6TL | 1:1 | 0.050–200 | 0.20 | 70 | 150 | 70 | 150 | 18 |
| | WB2-1TSL_ | WB2-1TL | 1:2 | 0.070–400 | 1.00 | 38 | 100 | 75 | 150 | 29 |
| | WB2.5-6TSL_ | WB2.5-6TL | 1:2.5 | 0.050–125 | 0.28 | 56 | 120 | 140 | 200 | 13 |
| | WB3-1TSL_ | WB3-1TL | 1:3 | 0.040–500 | 0.40 | 96 | 110 | 270 | 200 | 4.0 |
| | WB4-1HSL_ | WB4-1HL | 1:4 | 0.100–500 | 0.50 | 25 | 120 | 100 | 160 | 15 |
| | WB4-6TSL_ | WB4-6TL | 1:4 | 0.050–200 | 0.50 | 43 | 120 | 172 | 160 | 5.0 |
| | WB5-1TSL_ | WB5-1TL | 1:5 | 0.050–400 | 0.30 | 48 | 220 | 240 | 500 | 13 |
| | WB8-1TSL_ | WB8-1TL | 1:8 | 0.150–400 | 0.76 | 18 | 100 | 144 | 270 | 17 |
| | WB13-1TSL_ | WB13-1TL | 1:13 | 0.150–125 | 0.72 | 17 | 90 | 221 | 200 | 10 |
| WB16-6TSL_ | WB16-6TL | 1:16 | 0.050–100 | 0.60 | 56 | 75 | 896 | 330 | 25 | |
| | WBT1-6SL_ | WBT1-6L | 1:1 | 0.040–200 | 0.25 | 70 | 150 | 70 | 150 | 19 |
| | WBT1.5-1SL_ | WBT1.5-1L | 1:1.5 | 0.040–350 | 0.30 | 48 | 150 | 70 | 180 | 19 |
| | WBT2.5-6SL_ | WBT2.5-6L | 1:2.5 | 0.050–100 | 0.26 | 70 | 150 | 175 | 200 | 11 |
| | WBT4-1SL_ | WBT4-1L | 1:3 | 0.040–150 | 0.26 | 45 | 120 | 135 | 160 | 13 |
| | WBT4-1ASL_ | WBT4-1AL | 1:4 | 0.040–350 | 0.40 | 96 | 110 | 384 | 220 | 3.5 |
| | WBT16-1SL_ | WBT16-1L | 1:16 | 0.100–100 | 0.50 | 25 | 100 | 400 | 300 | 7.5 |
| WBT25-1SL_ | WBT25-1L | 1:25 | 0.100–65 | 0.50 | 25 | 100 | 625 | 350 | 6.0 | |

1. When ordering, please specify **packaging** code:

WB25-1SLD

Packaging: **D** = 13" machine-ready reel. EIA-481 embossed plastic tape (500 parts per full reel).

B = Less than full reel. In tape, but not machine ready.

To have a leader and trailer added (\$25 charge), use code letter D instead.

- Impedance ratio is for the full primary winding to the full secondary winding.
- Inductance measured at 100 kHz, 0.1 V, 0 Adc on an Agilent/HP 4192 or equivalent.
- DCR measured on a micro-ohmmeter.
- DC imbalance is the maximum difference in current measured at pins 1 and 3 with the source at pin 2. Inductance drop is 15% at max imbalance.
- Electrical specifications at 25°C. Measurements are referenced to 50 Ohms.

Refer to Doc 362 "Soldering Surface Mount Components" before soldering.



www.coilcraft.com

US +1-847-639-6400 sales@coilcraft.com

UK +44-1236-730595 sales@coilcraft-europe.com

Taiwan +886-2-2264 3646 sales@coilcraft.com.tw

China +86-21-6218 8074 sales@coilcraft.com.cn

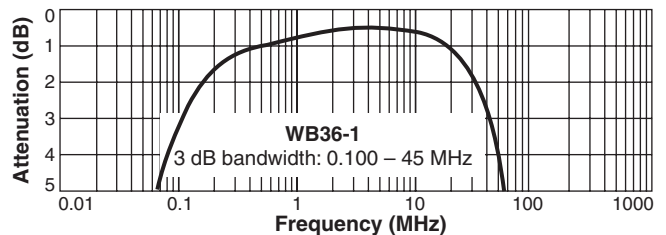
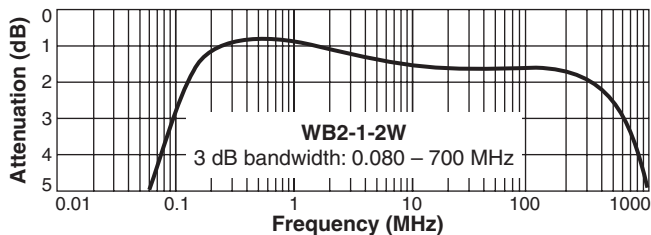
Singapore + 65-6484 8412 sales@coilcraft.com.sg

Document 425-2 Revised 08/11/17

© Coilcraft Inc. 2018

This product may not be used in medical or high risk applications without prior Coilcraft approval. Specification subject to change without notice. Please check web site for latest information.

Transformers with no center taps



Attenuation measured on a network analyzer (re: 50 Ohms)

Transformers with secondary center tap



Attenuation measured on a network analyzer (re: 50 Ohms)



US +1-847-639-6400 sales@coilcraft.com
UK +44-1236-730595 sales@coilcraft-europe.com
Taiwan +886-2-2264 3646 sales@coilcraft.com.tw
China +86-21-6218 8074 sales@coilcraft.com.cn
Singapore + 65-6484 8412 sales@coilcraft.com.sg

Document 425-4 Revised 08/11/17

© Coilcraft Inc. 2018
 This product may not be used in medical or high risk applications without prior Coilcraft approval. Specification subject to change without notice. Please check web site for latest information.