



TAOGLAS®



Datasheet

868MHz 3.5dBi Cyclops

Part No:
WM.86.A.305111

Description:

Cyclops 868MHz 3.5dBi Wall Mount Flexible Whip Antenna

Features:

- ISM 868MHz Whip Antenna
- Wall-Mount Bracket
- Flexible Inner Steel Core Whip
- High Efficiency – Over 50%
- 3.5dBi Peak Gain
- IP65 Waterproof
- SMA(M) ST connector
- 3m Low loss CFD-200 cable
- Cable is hidden internally in the Bracket
- RoHS & REACH Compliant

1.	Introduction	3
2.	Specifications	4
3.	Antenna Characteristics	6
4.	2D Radiation Patterns	8
5.	3D Radiation Patterns	10
6.	Mechanical Drawing	11
7.	Installation	12
8.	Packaging	13
<hr/>		
	Changelog	14

Taoglas makes no warranties based on the accuracy or completeness of the contents of this document and reserves the right to make changes to specifications and product descriptions at any time without notice. Taoglas reserves all rights to this document and the information contained herein.

Reproduction, use or disclosure to third parties without express permission is strictly prohibited.

Copyright © Taoglas Ltd.



1. Introduction



The WM.86 is a high efficiency (over 50%) 868MHz flexible whip antenna with a screw mounted wall mount L bracket. The radiation pattern is omni-directional in the azimuth, allowing for large coverage range in typical indoor or outdoor installations. Peak gain, average gain/efficiency are both optimized to provide extended coverage area in the azimuth (horizontal direction), while also maintaining an Omni-directional pattern for close in reception/transmission.

Typical Applications include:

- Remote Monitoring
- Connected Enterprise
- Mesh Networks

This antenna provides high efficiency while fixed on the L-bracket. The whip is made up of a flexible inner steel core covered by TPU, so it is extremely resistant to collisions and maintaining its original shape and RF performance. The whip and the internal connection to the bracket is IP65 rated waterproof. The whip can be removed by unscrewing.

The bracket allows complete concealment of the cable for a more secure integration and cleaner installation. The cable can also be routed out of the back wall of the bracket into the interior of the mounting wall for added security against vandalism. The standard version comes with 3 metres of extremely low loss CFD-200 cable (0.3dB against 0.7dB for RG-58) to allow for flexibility of placement. The cable and connector can be completely customized. The whip itself can also be changed for different frequency bands or gain requirements.

Contact your regional Taoglas Customer Support Team for more information or installation guidelines.

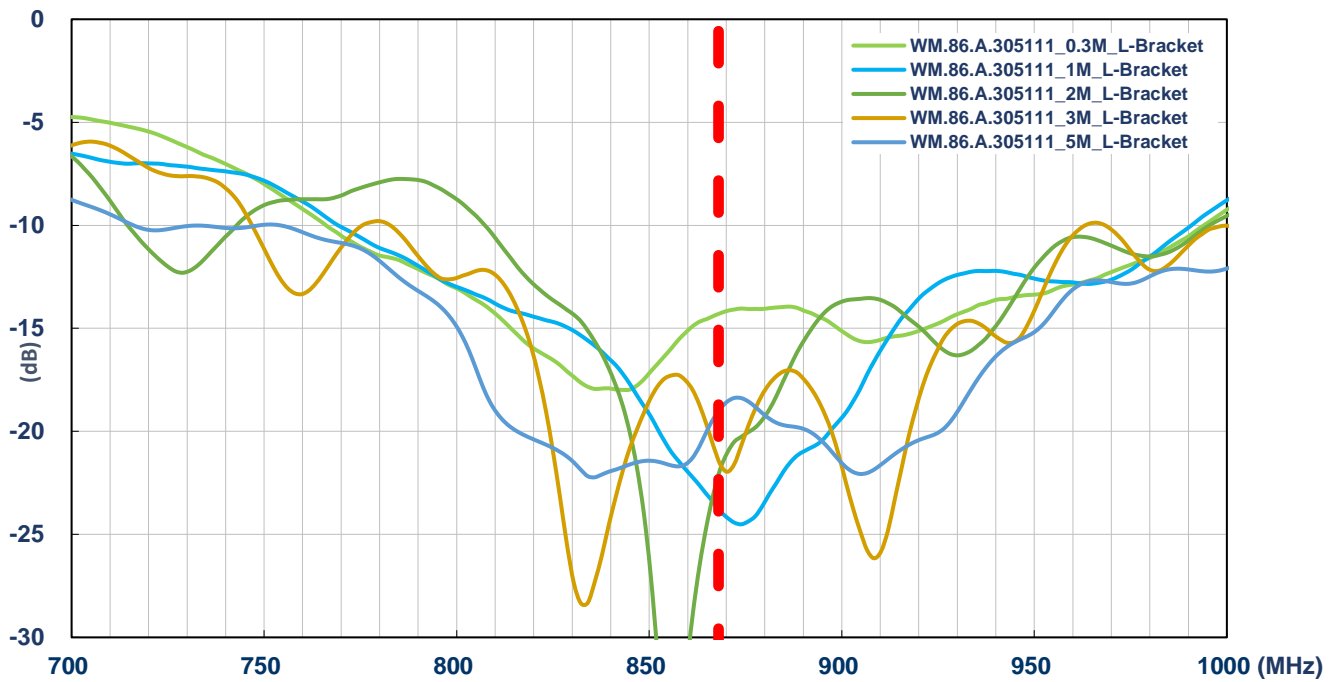
2. Specifications

Cellular	
Frequency (MHz)	850~890MHz
Peak Gain (dBi)	
30cm	3.47
1m	3.27
2m	2.87
3m	2.57
5m	2.27
Average Gain (dB)	
30cm	-1.56
1m	-1.76
2m	-2.16
3m	-2.46
5m	-2.76
Efficiency (%)	
30cm	69.84
1m	66.69
2m	60.82
3m	56.76
5m	52.97
Return Loss(dB)	<-10
Impedance	50Ω
Polarization	Linear
Radiation Pattern	Omni-Directional
Input Power	10W

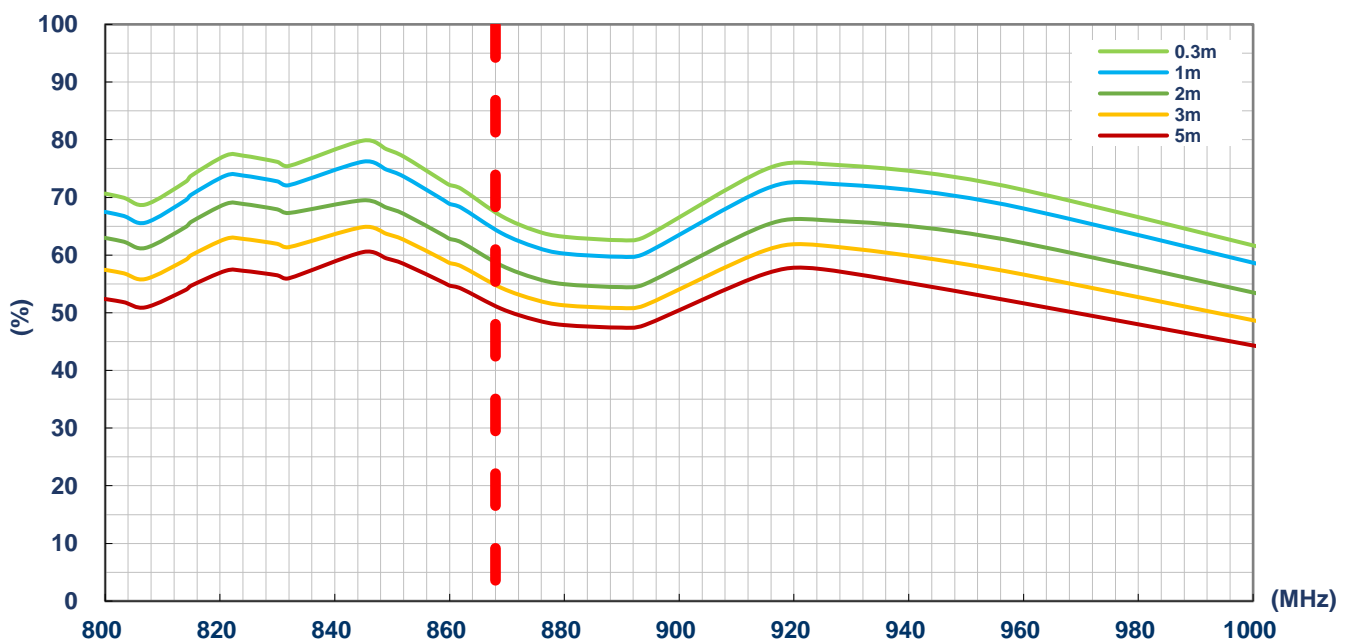
Mechanical	
Antenna Height	307mm
Bracket Dimensions	118 x 32 mm
Cable	3m CFD-200
Connector	SMA(M) ST
Antenna Casing	ABS
Bracket Casing	PC
Weight	330g
Environmental	
Waterproof Rating	IP65
Operation Temperature	-40°C to 85°C
Humidity	Non-condensing 65°C 95% RH

3. Antenna Characteristics

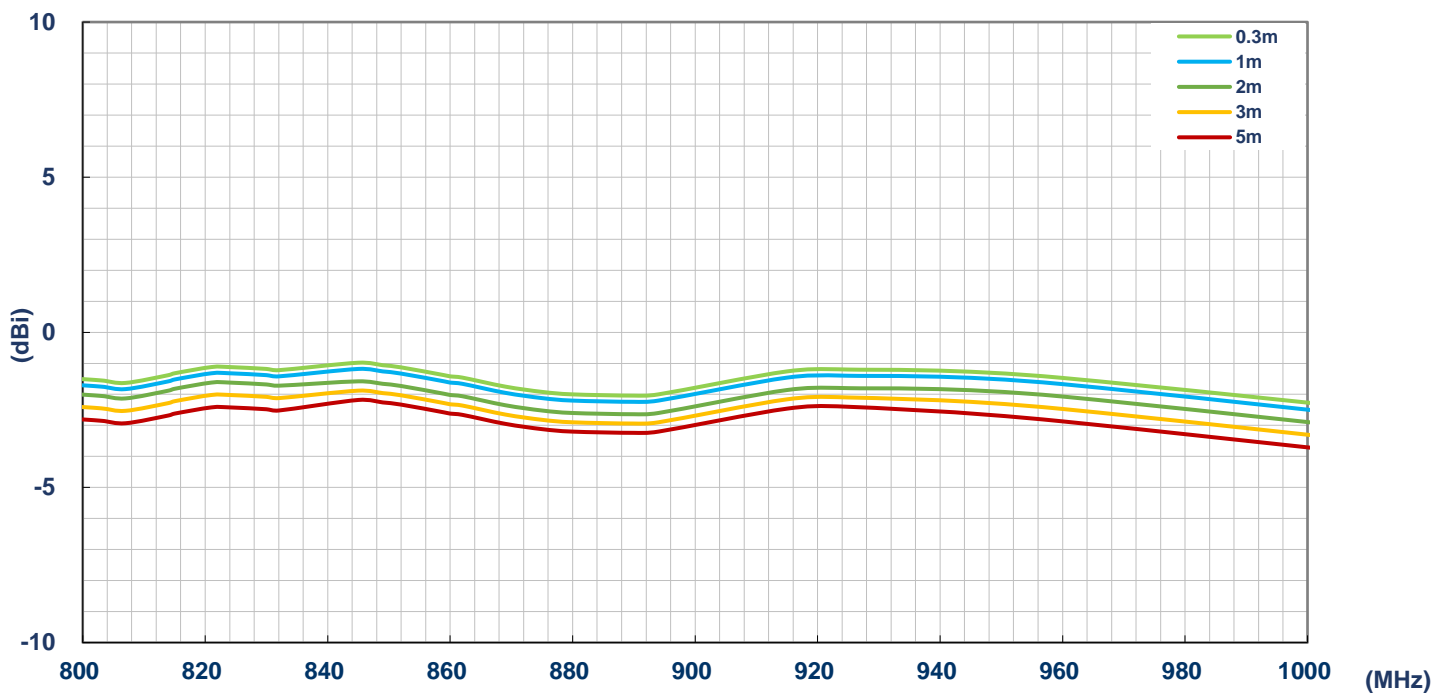
3.1 Return Loss



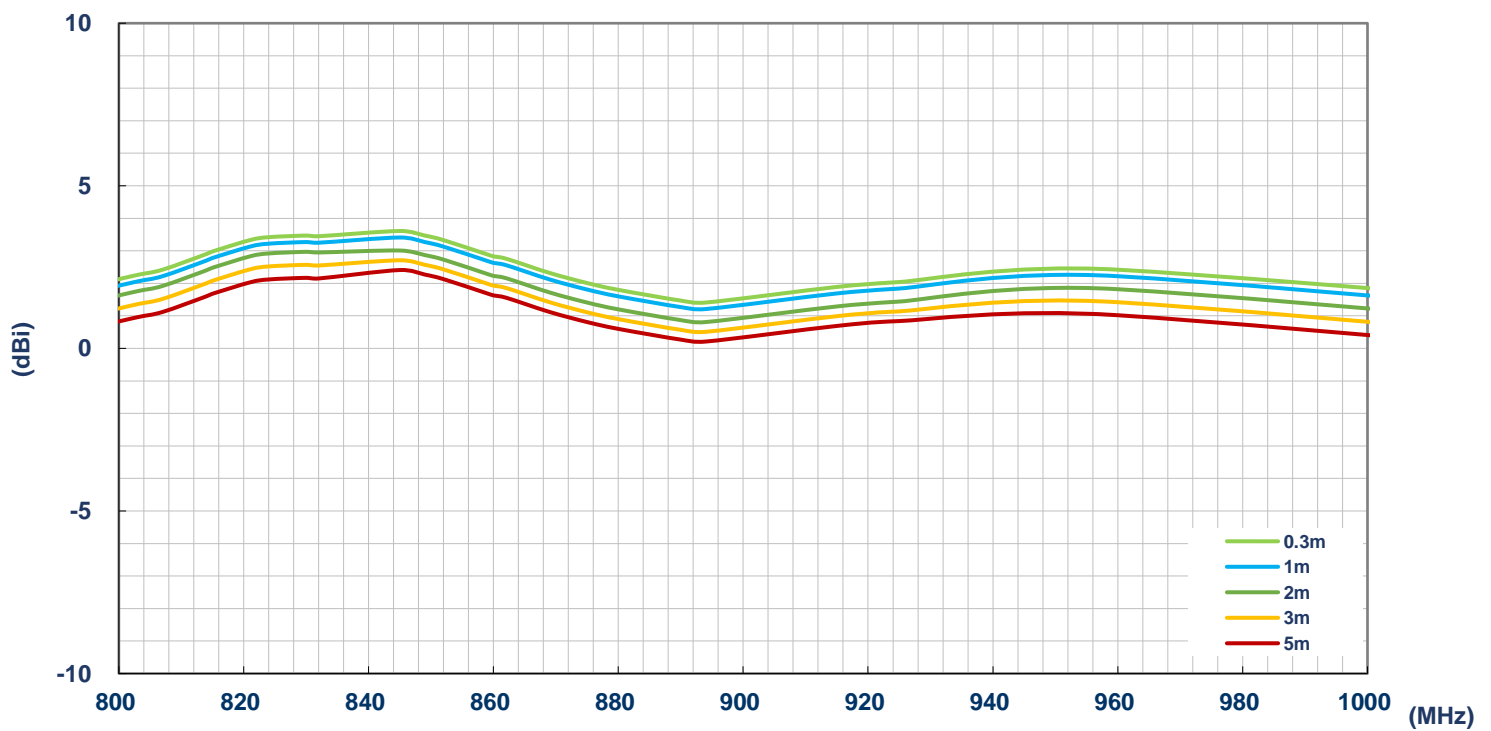
3.2 Efficiency



3.3 Average Gain




3.4 Peak Gain



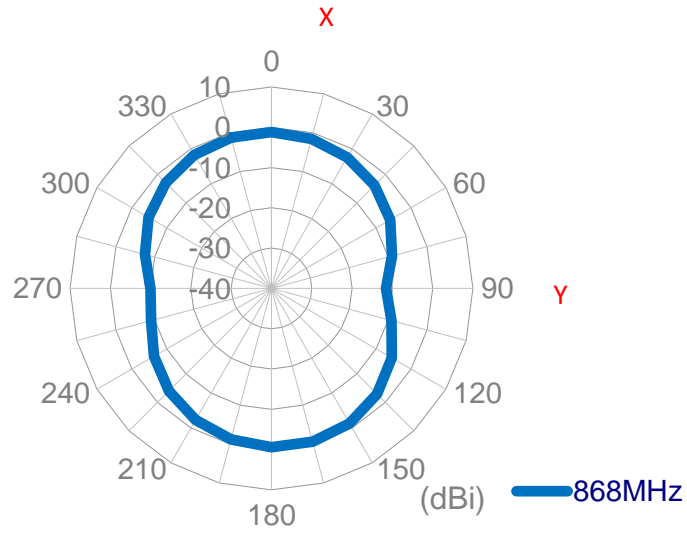
4. 2D Radiation Patterns

4.1 Test Setup

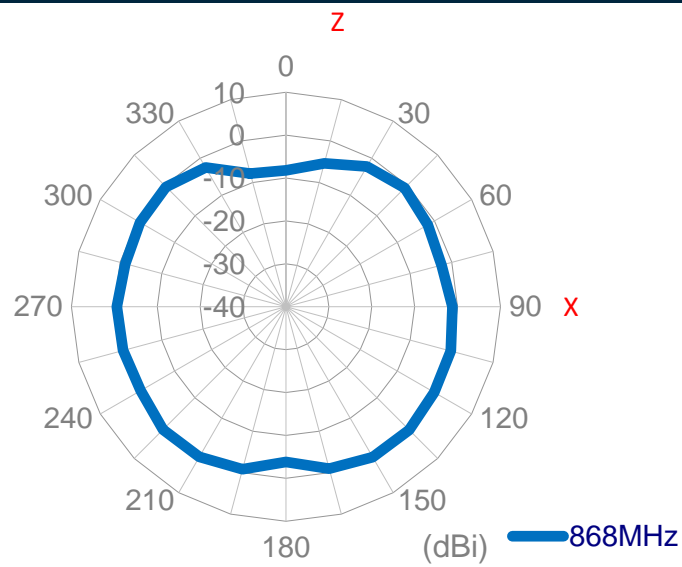


Free space

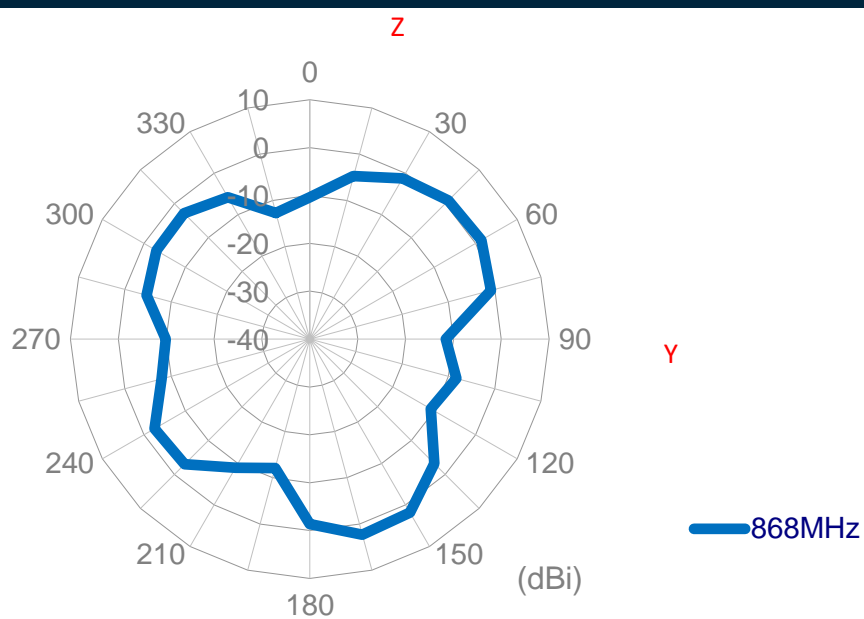
XY Plane



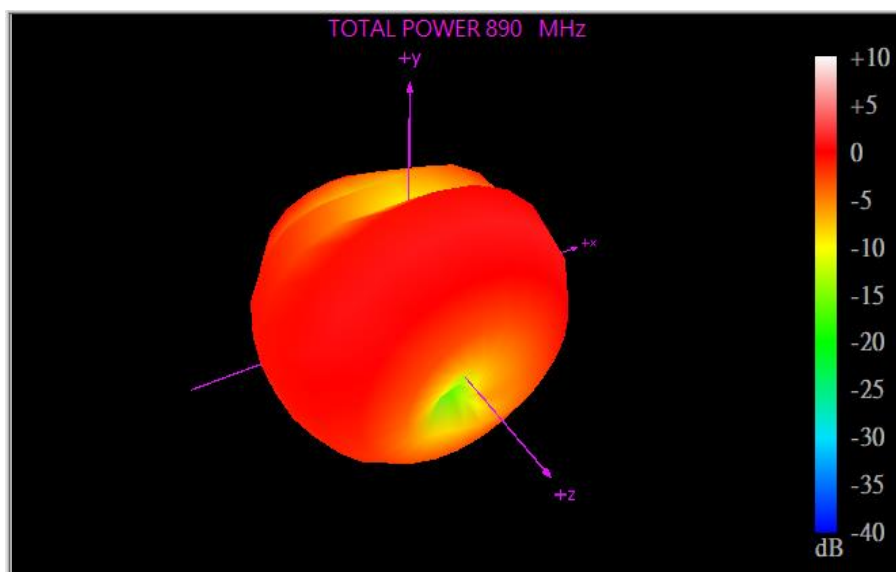

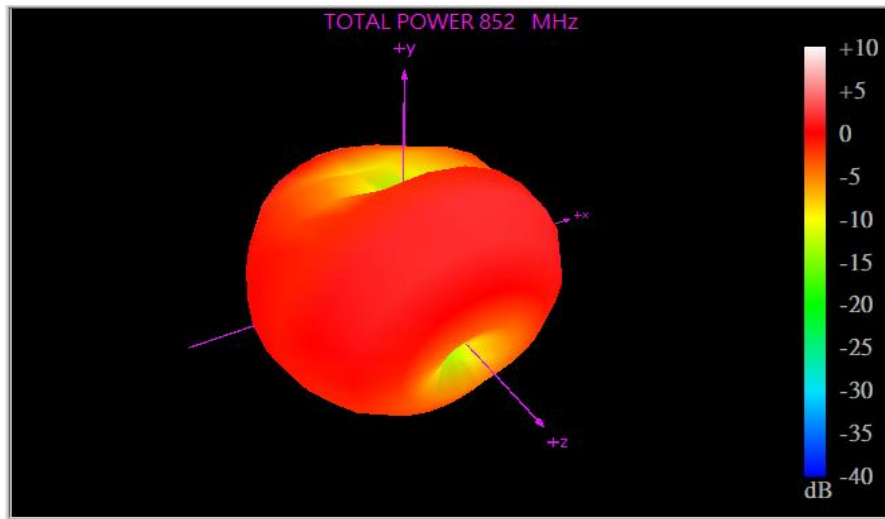
XZ Plane



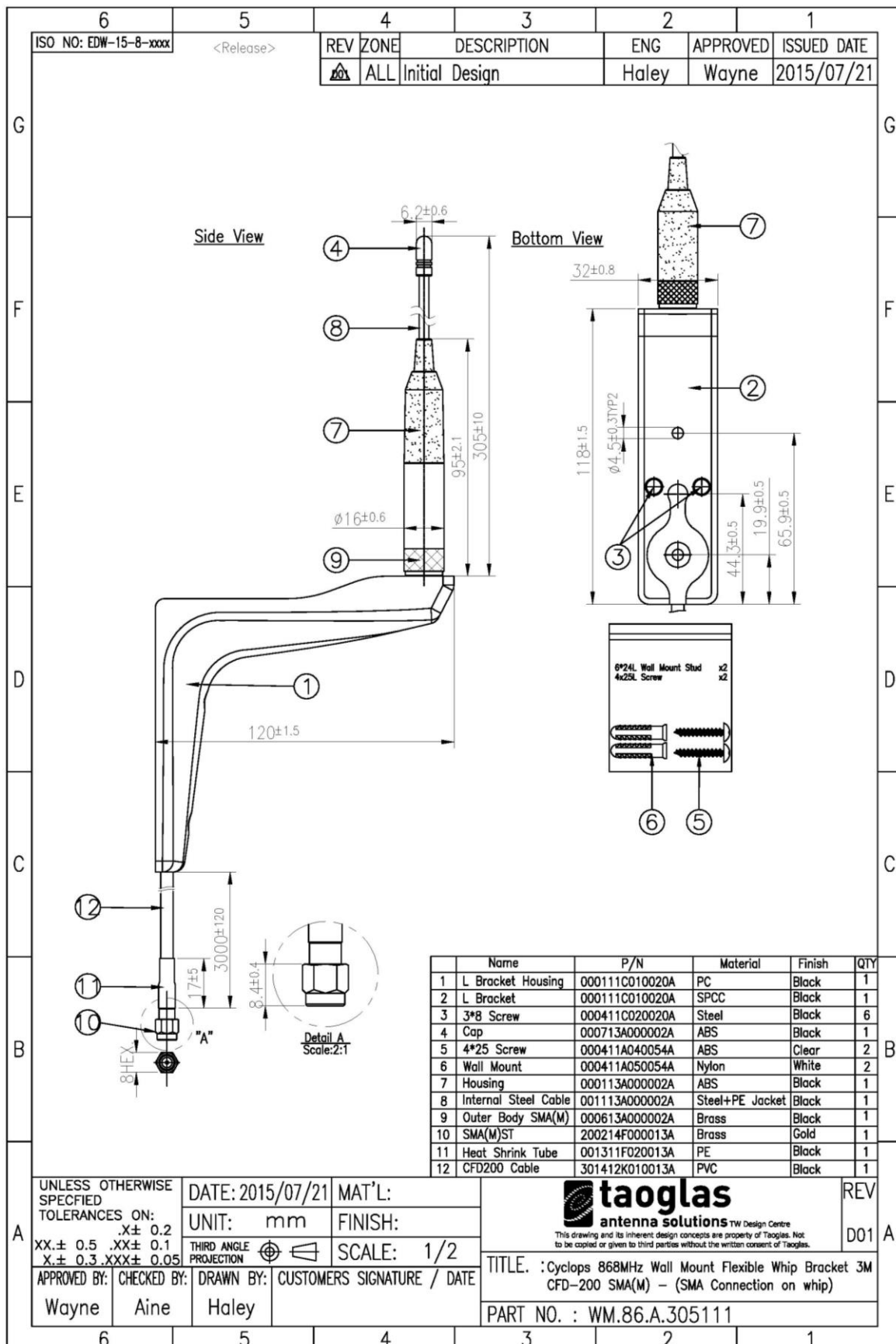
YZ Plane



5. 3D Radiation Patterns

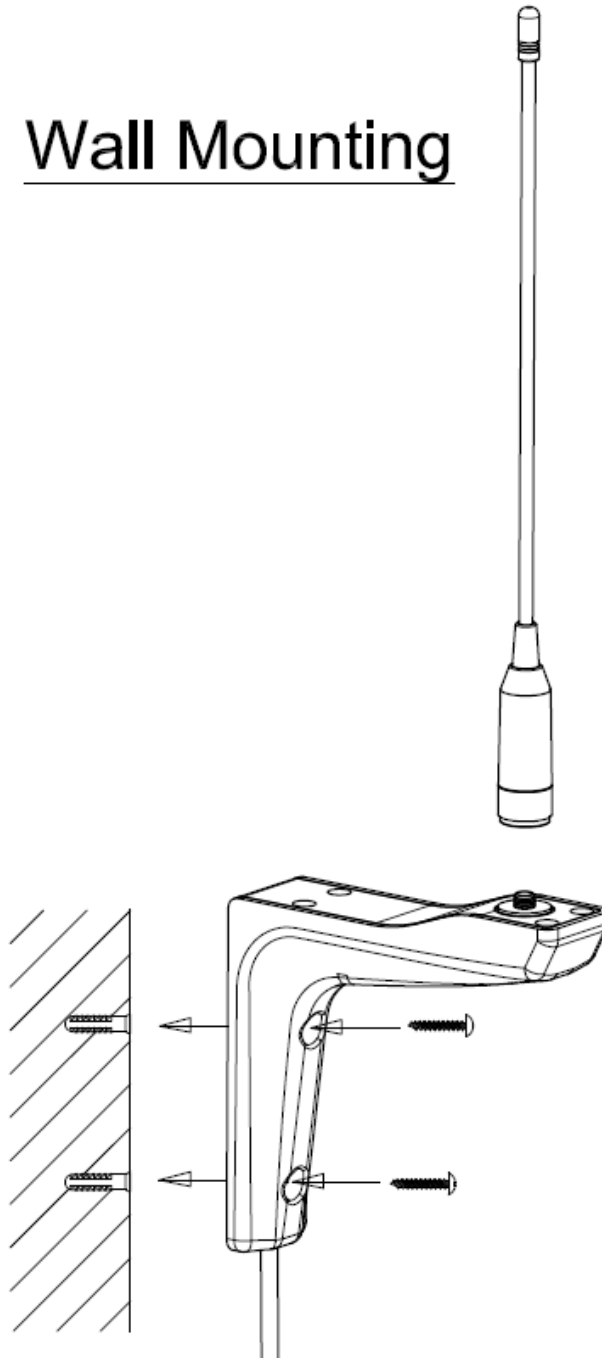


6. Mechanical Drawing (Units: mm)



7. Installation

Wall Mounting

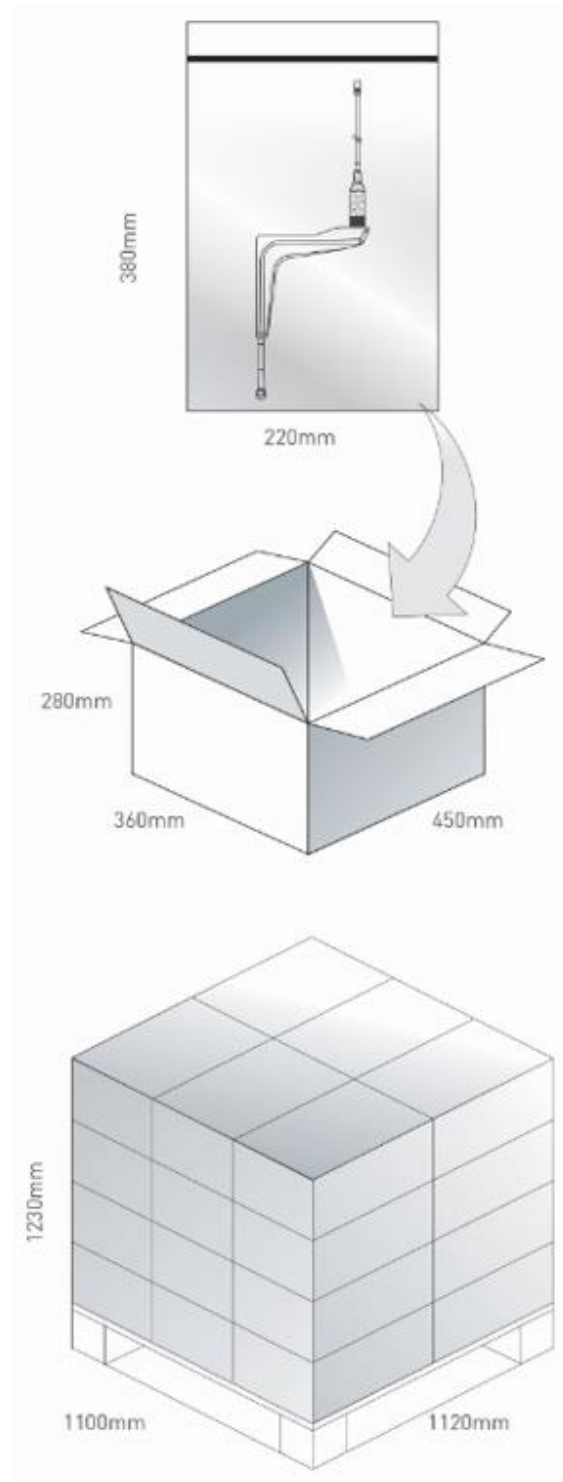


8. Packaging

1pcs WM.86.A.305111 per PE Bag
 Bag Dimensions: 380*220mm
 Weight: 360g

25pcs WM.86.A.305111 per carton
 Bag Dimensions: 450*360*280mm
 Weight: 2.9Kg

Pallet Dimensions: 1100*1120*1230mm
 24 Cartons per Pallet
 6 Cartons per Layer
 4 Layers



Changelog for the datasheet

SPE-19-8-091 – WM.24.A.305111

Revision: A (Original First Release)

Date:	2019-06-27
Notes:	
Author:	Jack Conroy

Previous Revisions
