

10/100BASE - TX SINGLE PORT TRANSFORMER MODULE



Ruggedized

- ⊙ 10K VAC for 60 second
- ⊙ 350μH OCL with 8mA DC
- ⊙ Operating Temperature: -40°C to +85°C
- ⊙ Storage Temperature: -55°C to +125°C
- ⊙ Pure tin finish
- ⊙ Withstands 245°C Max Reflow Temperature
- ⊙ Moisture Sensitivity Level: 3
- ⊙ RoHS6

Electrical Specifications @ 25°C																			
Part Number	Insertion Loss (dB MAX)					Return Loss (dB MIN)						Crosstalk (dB MIN)				DM to CM Rejection Ratio (dB MIN)			
	0.10 MHz	30 MHz	60 MHz	80 MHz	100 MHz	5 MHz	30 MHz	50 MHz	60 MHz	80 MHz	100 MHz	1 MHz	30 MHz	60 MHz	100 MHz	30 MHz	60 MHz	100 MHz	200 MHz
X-1644FNL	1.0	1.0	2.0	2.5	3.5	18	9	6	5	3	2	45	30	27	25	36	32	30	25

NOTES:

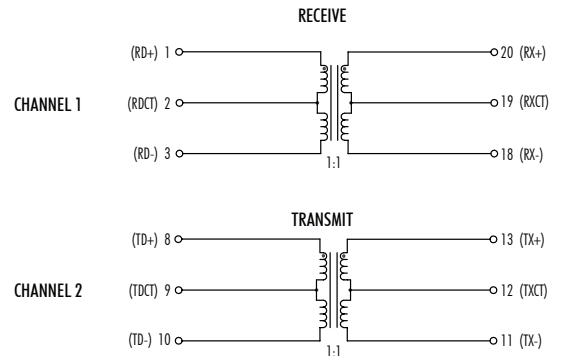
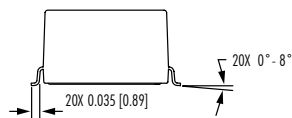
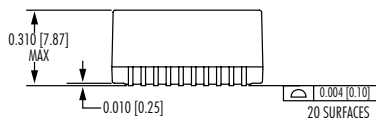
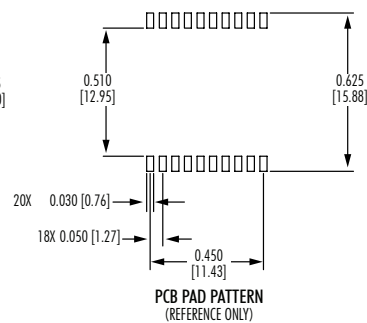
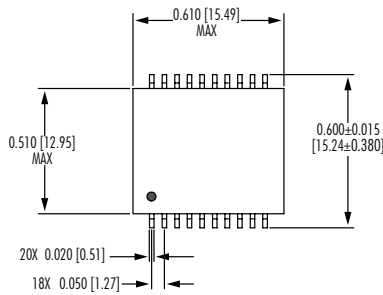
- For Tape & Reel packaging, add "T" suffix at the end of the part number: i.e. X-1644FNLT

Mechanicals

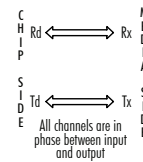
Electrical Schematics

X-1644FNL

Dimensions: inch [mm]
Tolerance (unless otherwise specified): ±0.010 [0.25]



LEGEND



10/100BASE - TX SINGLE PORT TRANSFORMER MODULE



Ruggedized

Tin/Lead Recommended Reflow Profile (Based on J-STD-020D)



T_{SMIN} (°C)	T_{SMAX} (°C)	T_L (°C)	T_P (°C MAX)	t_s (s)	t_L (s)	t_p (s MAX)	Ramp-up rate (T_L to T_p)	Ramp-down rate (T_p to T_L)	Time 25°C to peak temperature (s MAX)
150	200	217	245	60 - 120	60 - 150	30	3°C/s MAX	6°C/s MAX	480

NOTES:

1. All temperatures measured on the package leads.
2. Maximum times of reflow cycle: 2



iNRCORE, LLC
 311 Sinclair Road, Bristol, PA 19007-6812 USA
 Tel: +1.215.781.6400 Fax: +1.215.781.6430

www.iNRCORE.com

Performance warranty of products offered on this data sheet is limited to the parameters specified. Data is subject to change without notice. Other brand and product names mentioned herein may be trademarks or registered trademarks of their respective owners. © Copyright, 2020. iNRCORE, LLC. All rights reserved.

M215.F (10/21)