

## Description

X1180 kit includes an 1180 miniaturized, single pole, push button resettable, thermal circuit breaker, approved to cRUus (UL 1077) and CSA (C22.2 No. 235), standard amperages 0.1A to 10A, with blade terminals fit into the 10plus terminal block. The 10plus terminal block, 6mm wide, is available with screw or spring type terminals and a LED circuit breaker status indication option, approved to cRUus (UL1059, UL786E) and CSA (C22.2 No. 235).

## Typical Applications

Protection of loads in power distribution systems in control cabinets and process control.

## Ordering Information - X1180 - Kit

### Type No.

<b>X1180</b>	Single pole thermal circuit breaker, plug-in mounting
<b>Version</b>	
<b>01</b>	with switching function, without label
<b>Terminal Block</b>	
<b>ST201</b>	Terminal block, screw terminal
<b>ST202</b>	Terminal block, LED 24 VDC, screw terminal
<b>XT201</b>	Terminal block, push-in terminal
<b>XT202</b>	Terminal block, LED 24 VDC, push-in terminal
<b>Current Ratings</b>	
<b>0.1... 10A</b>	
<b>X1180 - 01 - ST201 - 1A</b>	

\* Kit includes one circuit breaker & one terminal block with spacer.

## Ordering Information - 10Plus Terminal Block

Part Number	Description
10plus-ST-201	Black terminal block screw terminal
10plus-ST-202	Black terminal block LED 24VDC screw terminal
10plus-ST-203	Black terminal block LED 12VDC screw terminal
10plus-XT-201	Black terminal block push terminal
10plus-XT-202	Black terminal block LED 24VDC push terminal
10plus-XT-203	Black terminal block LED 12VDC push terminal

## Ordering Information - 1180 Circuit Breaker

### Type No.

<b>1180</b>	Single pole thermal circuit breaker, plug-in mounting
<b>Version</b>	
<b>01</b>	with switching function, without label
<b>Current rating range</b>	
<b>0.1... 10A</b>	
<b>1180 - 01 - 1A</b>	ordering example

## Approvals

Authority	Voltage Rating	Current Range
VDE	AC 250 V; DC 65 V	0.1... 10A
UL	AC 250 V; DC 72 V	0.1... 10A
CSA	AC 250 V; DC 72 V	0.1... 10A



X1180-01-XXXX...



10Plus



1180

## Technical Data

Voltage rating	AC 250 V; DC 65 V (UL, UL Canada; AC 250 V; DC 72 V)
Current Rating	0.1... 10A
Typical Life	6,000 operations at 1 x I <sub>N</sub> (low inductance) 3,000 operations at 1 x I <sub>N</sub> (inductive) 500 operations at 2 x I <sub>N</sub> (inductive)
Ambient temperature	-20...+60 °C (T 60) -4... +140 °F
Interrupting capacity (UL 1077)	AC 250 V 2,000 A DC 72 V 2,000 A

## Typical time/current characteristic @ +23 °C/+73.4 °F



The time/current characteristic curve depends on the ambient temperature prevailing. In order to eliminate nuisance tripping, please multiply the circuit breaker current ratings by the derating factor shown below. See also section Technical information.

Ambient temperature °F	-4	+14	+32	+73.4	+104	122	+140
°C	-20	-10	0	+23	+40	+50	+60
Derating factor	0.76	0.84	0.92	1	1.08	1.16	1.24

Note: When several devices are mounted together, each device should only carry 80 % of its rating or it must be derated accordingly.



### 1) Y 307 374 01

Label for circuit breaker 1180, surface for marking 4.5 x 5 mm (Packaging quantity 120 pcs)

### 2) 10Plus-ST-201

Terminal block for DIN rail mounting, with screw terminals up to 4 mm<sup>2</sup> conductor, width 8.2 mm. Approvals: UL File 335289 - cRUus (UL1059, UL786E) and CSA (C22.2 No. 235). Dimensions 57.8 x 39 x 6 mm

### 3) 10plus-ST-202

Terminal block for DIN rail mounting, with LED DC 24 V (lighted after tripping), with screw terminals; current rating LED 2 mA. Approvals: UL File 335289 - cRUus (UL1059, UL786E) and CSA (C22.2 No. 235). Dimensions 57.8 x 39 x 6mm

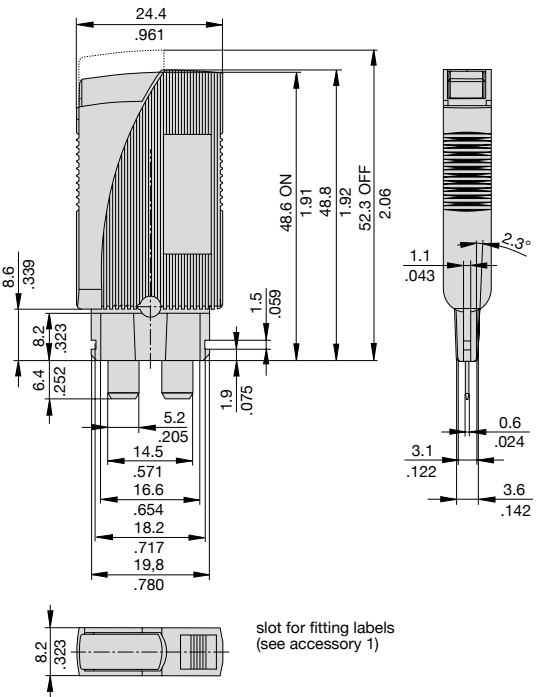
### 4) Y 307 375 11

Label for terminal block, surface for marking 6 x 12 mm (Packaging quantity 20 pcs)

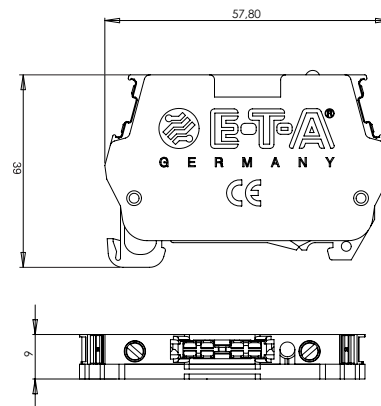
### 5) X 222 232 11

Busbar 24 amp, 12 poles, cuttable

## Dimensions

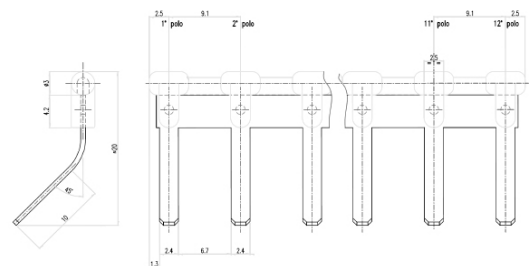


## Dimensions 10plus



## Accessory

### X 222 232 11- Busbar, 24Amp, 12 pole, cuttable



### Dimensions

W x L	3 x 105,1 mm
Pitch	9.1 mm