


### A Wide Variety of DIN Connectors That Conform to UL/CSA Standards.

- Fully preserve the characteristics of normal DIN connectors while increasing the number of terminals available.
- A wide product range to fit almost any application.
- Meeting world market needs with products ranging from one-piece connectors (card edge) to two-piece connectors.
- Use the twin-contact system for high reliability and low cost.
- Lower insertion force as a result of FEM analysis techniques.
- Mates with OMRON's XC6-series connectors.
- Conform to UL standards (file no. E103202) and CSA standards (file no. LR 62678).

#### RoHS Compliant

### ■ Ratings and Characteristics

Rated current	2 A
Rated voltage	300 VAC
Contact resistance	20 mΩ max. (at 20 mV, 100 mA max.)
Insulation resistance	10 <sup>6</sup> MΩ min. (at 100 VDC)
Dielectric strength	1,000 VAC for 1 min (leakage current: 1 mA max.)
Total insertion force	0.59 N max. per contact
Removal force	0.15 N min. (with test gauge, t = 0.56 mm)
Insertion durability	200 times
Ambient operating temperature	Operating: -55 to 125°C (with no icing)



### ■ Materials and Finish

Item		Plugs (See note 2.)	Sockets
Housings		Fiber-glass reinforced PBT resin (UL94V-0)/gray	
Contacts	Mating end	Brass/nickel base, 0.4-μm gold plating (See note 1.)	Phosphor bronze/nickel base, 0.4-μm gold plating (See note 1.)
	Terminal	Brass/nickel base, 2.0-μm tin plating	Phosphor bronze/nickel base, 2.0-μm tin plating

**Note:** 1. For non-standard plating specifications, contact your OMRON representative.

2. Wrap terminal contacts are made from phosphor bronze.

### ■ Applicable Wrap Post Wire Sizes

AWG30, AWG28, AWG26, or AWG24  
(Solid wire: 0.25 to 0.51 mm dia.)

### ■ Wrap Post Length

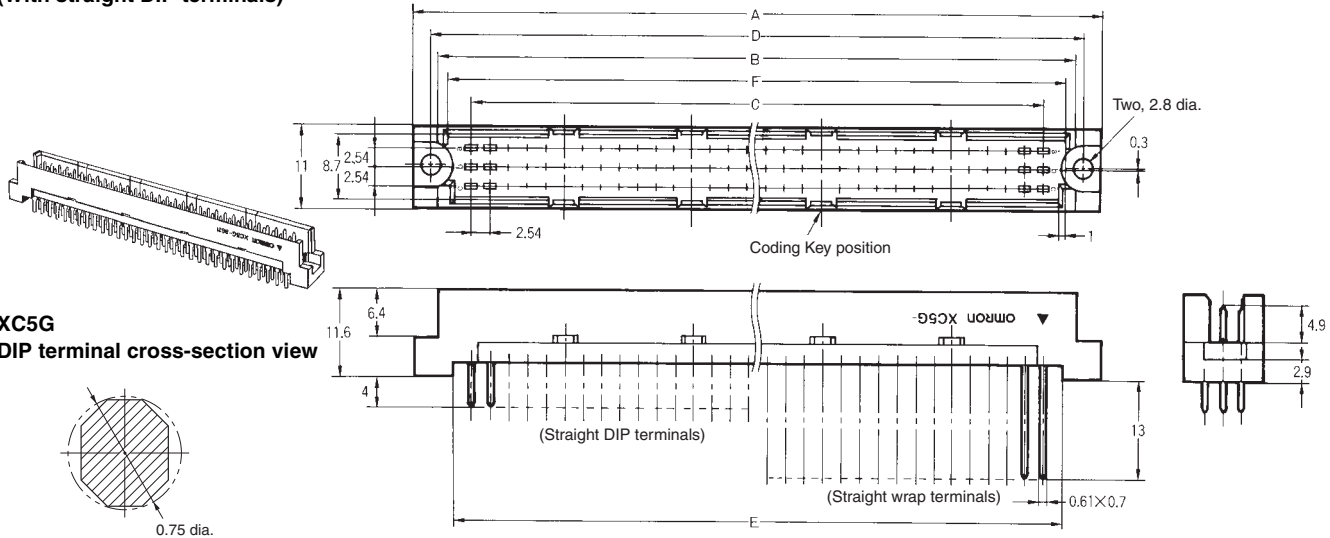
3 wires

# XC5G Triple-row Plugs, DIN R-type (Reverse)

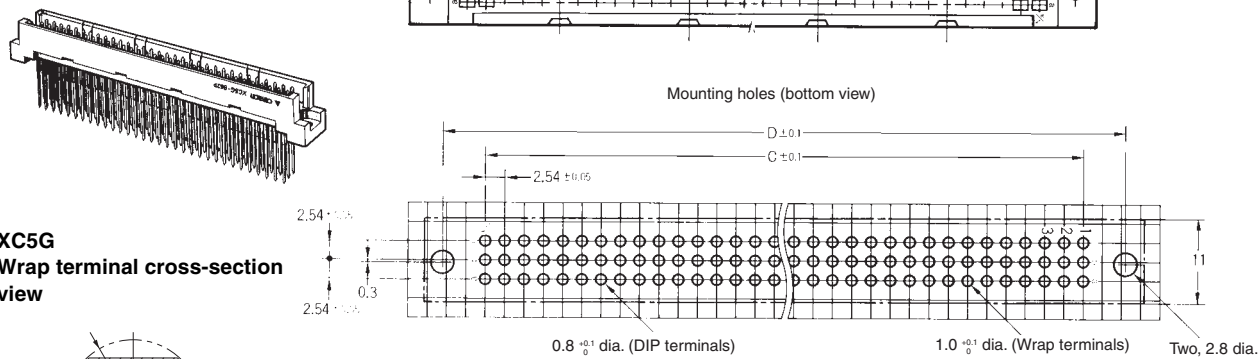
## ■ Dimensions

(unit: mm)

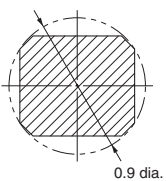
**XC5G-□□21**  
(With straight DIP terminals)



**XC5D-□□23**  
(With straight wrap terminals)



**XC5G**  
Wrap terminal cross-section view



### Dimensions

No. of contacts	Dimensions (mm)						Coding Key positions (contact No.)
	A	B	C	D	E	F	
48	54.2	47.4	38.10	49.36	43.3	44.6	5, 12
64*	94.8	88.0	78.74	90.00	83.9	85.2	6, 13, 20, 27
96	94.8	88.0	78.74	90.00	83.9	85.2	6, 13, 20, 27

\*Has no center row (row b).

## ■ Ordering Information

No. of contacts	Terminal type	
	Straight DIP terminals	Straight wrap terminals
48	XC5G-4821	XC5G-4823
64*	XC5G-6421	XC5G-6423
96	XC5G-9621	XC5G-9623

\*Has no center row (row b).