


A Wide Variety of DIN Connectors That Conform to UL/CSA Standards.

- Fully preserve the characteristics of normal DIN connectors while increasing the number of terminals available.
- A wide product range to fit almost any application.
- Meeting world market needs with products ranging from one-piece connectors (card edge) to two-piece connectors.
- Use the twin-contact system for high reliability and low cost.
- Lower insertion force as a result of FEM analysis techniques.
- Mates with OMRON's XC6-series connectors.
- Conform to UL standards (file no. E103202) and CSA standards (file no. LR 62678).

RoHS Compliant

■ Ratings and Characteristics

Rated current	2 A
Rated voltage	300 VAC
Contact resistance	20 mΩ max. (at 20 mV, 100 mA max.)
Insulation resistance	10 ⁶ MΩ min. (at 100 VDC)
Dielectric strength	1,000 VAC for 1 min (leakage current: 1 mA max.)
Total insertion force	0.59 N max. per contact
Removal force	0.15 N min. (with test gauge, t = 0.56 mm)
Insertion durability	200 times
Ambient operating temperature	Operating: -55 to 125°C (with no icing)



■ Materials and Finish

Item		Plugs (See note 2.)	Sockets
Housings		Fiber-glass reinforced PBT resin (UL94V-0)/gray	
Contacts	Mating end	Brass/nickel base, 0.4-μm gold plating (See note 1.)	Phosphor bronze/nickel base, 0.4-μm gold plating (See note 1.)
	Terminal	Brass/nickel base, 2.0-μm tin plating	Phosphor bronze/nickel base, 2.0-μm tin plating

Note: 1. For non-standard plating specifications, contact your OMRON representative.
2. Wrap terminal contacts are made from phosphor bronze.

■ Applicable Wrap Post Wire Sizes

AWG30, AWG28, AWG26, or AWG24
(Solid wire: 0.25 to 0.51 mm dia.)

■ Wrap Post Length

3 wires

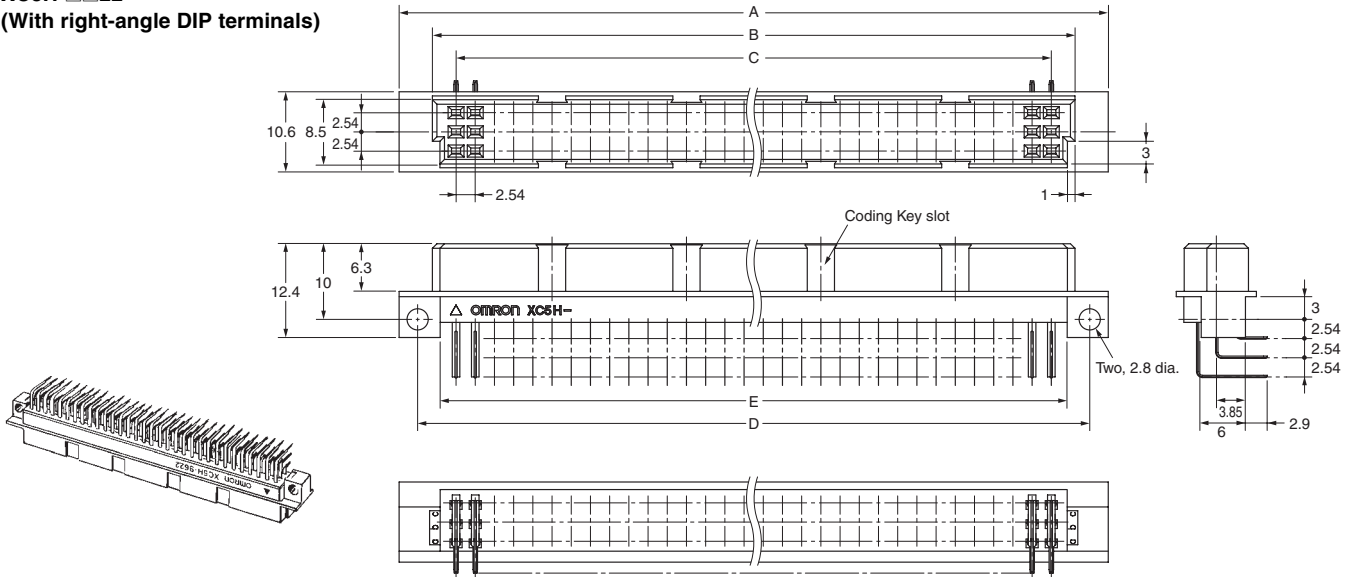
XC5H Triple-row Sockets, DIN R-type (Reverse)

■ Dimensions

(unit: mm)

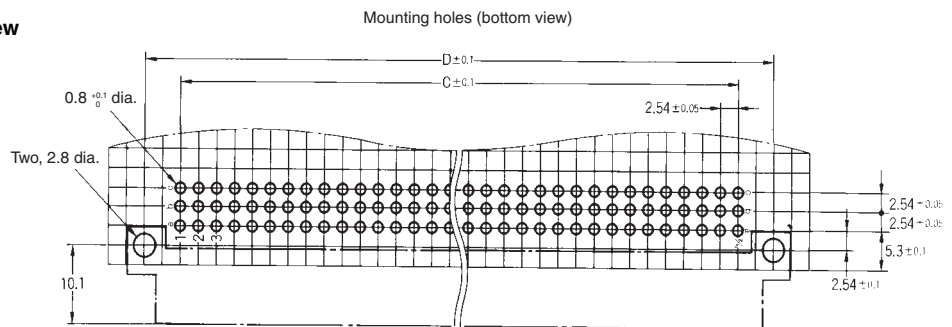
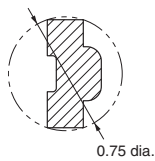
XC5H-□□22

(With right-angle DIP terminals)



XC5H

DIP terminal cross-section view



Dimensions

No. of contacts	Dimensions (mm)					Coding Key slot positions (contact No.)
	A	B	C	D	E	
48	53.2	44.4	38.10	48.26	42.3	5, 12
64*	93.8	85.0	78.74	88.90	82.9	6, 13, 20, 27
96	93.8	85.0	78.74	88.90	82.9	6, 13, 20, 27

*Has no center row (row b).

■ Ordering Information

No. of contacts	Terminal type	Model
48	Right-angle DIP terminals	XC5H-4822
64*		XC5H-6422
96		XC5H-9622

*Has no center row (row b).