

6 to 18GHz 20dB Asymmetric Coupler

FPC06913

DESCRIPTION

DLI introduces its new high frequency, wide band surface mountable catalog direction couplers. These couplers incorporate DLI's high dielectric ceramic materials which provide small size and minimal performance variation over temperature. They are available in symmetrical and Asymmetrical versions

FEATURES

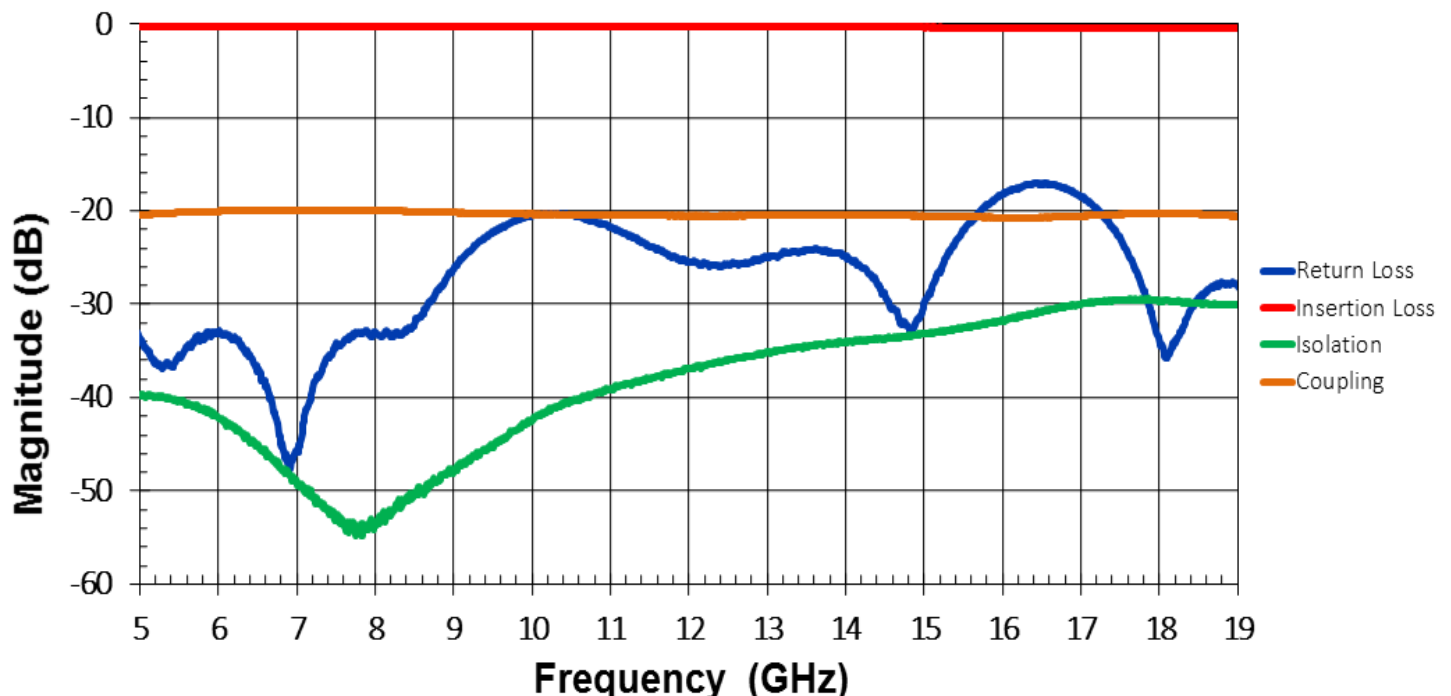
- Small Size
- Fully Shielded Component
- Solder Surface Mount Package
- Moisture Sensitivity Level: MSL1
- Frequency Stable over Temperature
- Operating & Storage Temp: -55°C to +125°C
- Characteristic Impedance: 50Ω

SPECIFICATIONS*

Parameter	Frequency (GHz)	Min	Max
Passband Insertion Loss* (dB)	6-18		1
Min Passband Return Loss (dB)		15	
Coupling (dB)		20	21.5
Directivity (dB)		10	
Input Power (W)			TBD
Size (LxWxH)	0.180 x .110 x .015 in 4.572 x 2.794 x 0.381mm		

*Electrical specifications based on typical mounted performance at room temperature. Insertion loss shall vary ±0.5dB over temperature.

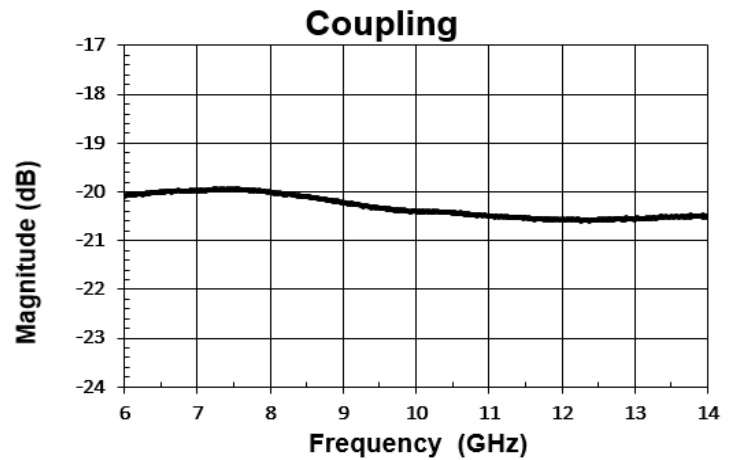
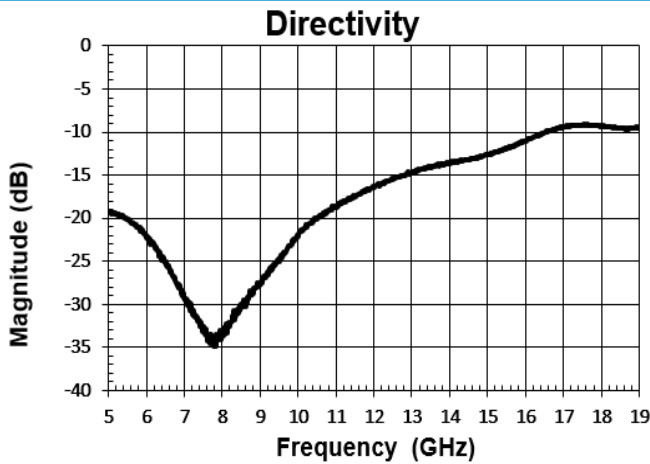
Typical Measured Performance



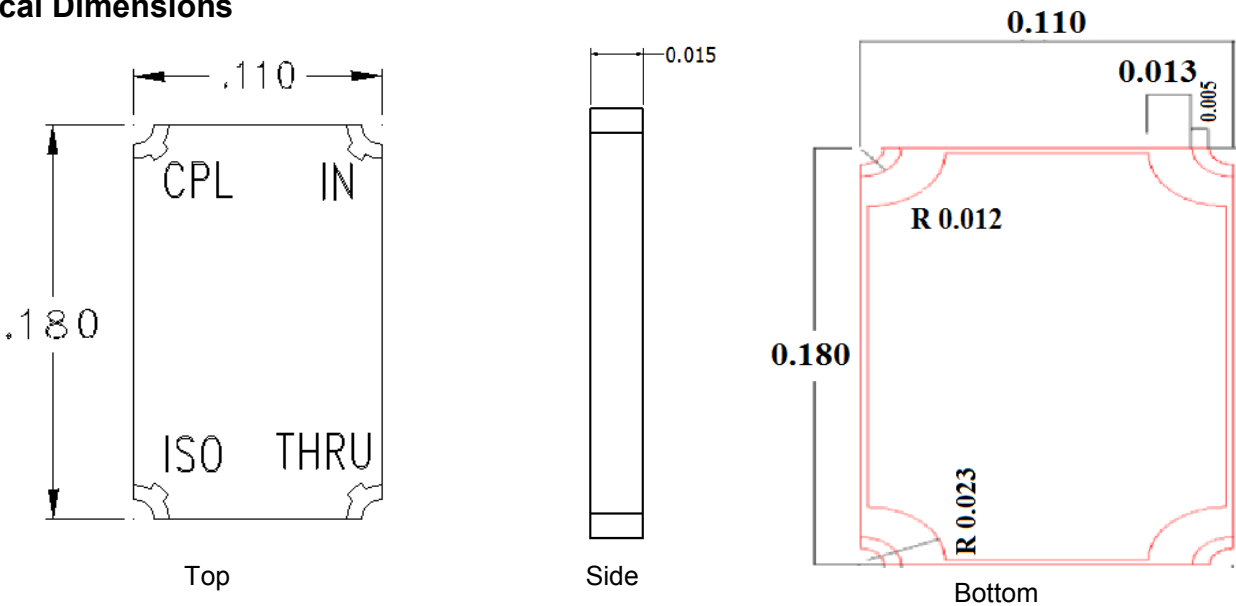
*Typical measured performance mounted on RO4350B test board at 25°C.

6 to 18GHz 20dB Asymmetric Coupler

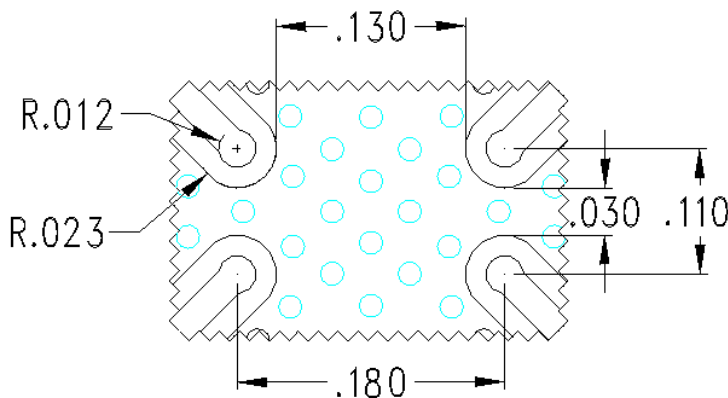
FPC06913



Physical Dimensions



Recommended PCB Layout



- 50Ω trace dimensions are application specific.
- Ensure adequate grounding beneath the part.
- Trace feed locations can be horizontal, vertical, or angled.

