



Main

| | |
|-------------------------------|---|
| Range of Product | Telemecanique Inductive proximity sensors XS |
| Series name | General purpose |
| Sensor Type | Inductive proximity sensor |
| Sensor name | XS2 |
| Sensor design | Cylindrical M18 |
| Size | 64 mm |
| Body type | Fixed |
| Enclosure Material | Nickel Plated Brass |
| Type of output signal | Discrete |
| Wiring Technique | 3-wire |
| [Sn] nominal sensing distance | 0.31 in (8 mm) |
| Discrete output function | 1 NO |
| Discrete output type | NPN |
| Electrical connection | Male connector M12, 4 pins |
| [Us] rated supply voltage | 12...24 V DC reverse polarity protection |
| Switching capacity in mA | <= 200 mA overload and short-circuit protection |
| IP degree of protection | IP67 conforming to IEC 60529 |

Complementary

| | |
|------------------------------------|-----------------------------|
| ISO thread | M18 x 1 |
| Detection face | Frontal |
| Detector flush mounting acceptance | Non flush mountable |
| Material | Metal |
| Front material | PBT |
| Operating zone | 0.00...0.25 in (0...6.4 mm) |
| Differential travel | 1...15% of Sr |
| Output circuit type | DC |
| Status LED | Output state 1 LED yellow) |
| Supply voltage limits | 10...36 V DC |
| Switching frequency | <= 500 Hz |
| Maximum voltage drop | <2 V closed) |
| Current consumption | <= 10 mA no-load |
| Maximum delay first up | 15 ms |
| Maximum delay response | 0.1 ms |
| Maximum delay recovery | 1 ms |
| Marking | CE |
| Threaded length | 1.38 in (35 mm) |
| Length | 2.52 in (64 mm) |
| Net Weight | 0.08 lb(US) (0.035 kg) |

Environment

| | |
|---------------------------------------|---|
| Product Certifications | CSA UL |
| Ambient Air Temperature for Operation | -13...158 °F (-25...70 °C) |
| Ambient Air Temperature for Storage | -40...185 °F (-40...85 °C) |
| Vibration resistance | 25 gn +/- 2 mm 10...55 Hz)IEC 60068-2-6 |
| Shock resistance | 50 gn 11 ms IEC 60068-2-27 |

Ordering and shipping details

| | |
|-------------------|---------------------------------|
| Category | 22414-SENSORS, INDUCTIVE, BASIC |
| Discount Schedule | DS2 |
| GTIN | 3389119003056 |
| Returnability | No |
| Country of origin | ID |

Packing Units

| | |
|------------------------------|------------------------|
| Unit Type of Package 1 | PCE |
| Number of Units in Package 1 | 1 |
| Package 1 Height | 2.60 in (6.6 cm) |
| Package 1 Width | 1.69 in (4.3 cm) |
| Package 1 Length | 3.78 in (9.6 cm) |
| Package 1 Weight | 2.26 oz (64.0 g) |
| Unit Type of Package 2 | S02 |
| Number of Units in Package 2 | 44 |
| Package 2 Height | 5.91 in (15.0 cm) |
| Package 2 Width | 11.81 in (30.0 cm) |
| Package 2 Length | 15.75 in (40.0 cm) |
| Package 2 Weight | 7.10 lb(US) (3.219 kg) |

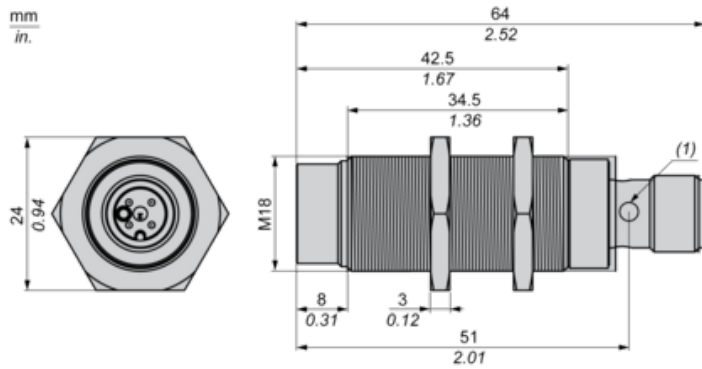
Offer Sustainability

| | |
|----------------------------|---|
| Sustainable offer status | Green Premium product |
| California proposition 65 | WARNING: This product can expose you to chemicals including: Diisononyl phthalate (DINP), which is known to the State of California to cause cancer, and Di-isodecyl phthalate (DIDP), which is known to the State of California to cause birth defects or other reproductive harm. For more information go to www.P65Warnings.ca.gov |
| REACH Regulation | REACH Declaration |
| EU RoHS Directive | Pro-active compliance (Product out of EU RoHS legal scope) EU RoHS Declaration |
| Mercury free | Yes |
| RoHS exemption information | Yes |
| Environmental Disclosure | Product Environmental Profile |
| Circularity Profile | End Of Life Information |

Contractual warranty

| | |
|----------|-----------|
| Warranty | 18 months |
|----------|-----------|

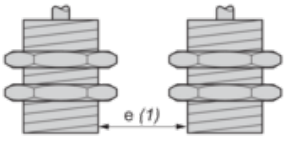
Dimensions



(1) LED

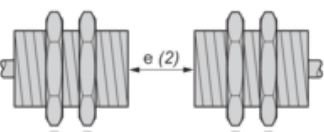
Minimum Mounting Distances

Side by side



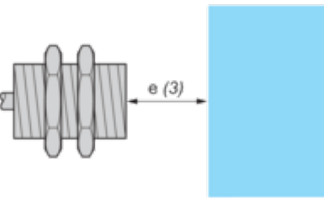
$e (1) \geq 32 \text{ mm}/1.26 \text{ in.}$

Face to face



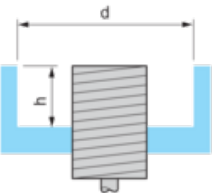
$e (2) \geq 96 \text{ mm}/3.78 \text{ in.}$

Facing a metal object



$e (3) \geq 24 \text{ mm}/0.94 \text{ in.}$

Mounted in a metal support

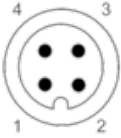


$d \geq 56 \text{ mm}/2.20 \text{ in.}$

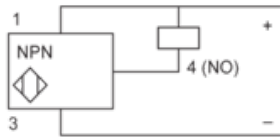
$h \geq 16 \text{ mm}/0.63 \text{ in.}$

Wiring Schemes

M12 connector



NPN



1 : (+)

2 : Not connected

3 : (-)

4 : NO Output