

XUDA2NSMM8

Photoelectric sensors XU, fiber optic amplifier,
NO/NC programmable, M8 connector



Main

Range of Product	Telemecanique Photoelectric sensors XU
Series name	Application assembly
Specific application of photoelectric detector	Object
Sensor name	XUD

Complementary

Electronic sensor type	Photo-electric sensor
Sensor design	Fiber design
Enclosure Material	PBT
Wiring Technique	3-wire
Supply circuit type	DC
Type of output signal	Discrete
Output Type	Solid state
Discrete output function	1 NO or 1 NC programmable
Discrete output type	NPN
Electrical connection	1 male connector M8, 4 pins
Cable material	PVC
Status LED	Stability 1 LED green) Output state 1 LED yellow)
[Us] rated supply voltage	12...24 V DC reverse polarity protection
Supply voltage limits	10.8...26.4 V DC
Current consumption	<= 50 mA no-load
Switching capacity in mA	<= 100 mA overload protection) <= 100 mA short-circuit protection)
Maximum voltage drop	<1 V closed)
Time delay range	0...40 s
Switching frequency	<= 1 kHz <= 5 kHz
Add on output	With alarm output, 50 mA overload protection With alarm output, 50 mA short-circuit protection
Maximum delay first up	120 ms
Maximum delay response	0.1 ms
Maximum delay recovery	0.1 ms
Product Compatibility	Glass or plastic fibre optics 1 mm or 2.2 mm
Setting-up	Sensitivity adjustment with teach mode
Display Type	4-digit
Lens material	PMMA
Depth	0.39 in (10 mm)
Height	2.56 in (65 mm)
Width	1.57 in (40 mm)
Net Weight	0.09 lb(US) (0.04 kg)

The information provided in this documentation contains general descriptions and/or technical characteristics of the performance of the products contained herein. This documentation is not intended as a substitute for and is not to be used for determining suitability or reliability of these products for specific user applications. It is the duty of any such user or integrator to perform the appropriate and complete risk analysis, evaluation and testing of the products with respect to the relevant specific application or use thereof. Neither Schneider Electric Industries SAS nor any of its affiliates or subsidiaries shall be responsible or liable for misuse of the information contained herein.

Environment

Emission	Red
Interference protection	With
Product Certifications	CULus CE
IP degree of protection	IP64 optic fiber Ø 1 mm IEC 529 IP65 optic fiber Ø 2 mm IEC 529
Ambient Air Temperature for Operation	14...131 °F (-10...55 °C)
Ambient Air Temperature for Storage	-22...158 °F (-30...70 °C)
Vibration resistance	+/-0.5 mm 10...55 Hz)IEC 60068-2-6 7 gn 10...55 Hz)IEC 60068-2-6
Shock resistance	30 gn 11 ms) IEC 60068-2-27




Ordering and shipping details

Category	22481-SENSORS, PHOTOELECTRIC
Discount Schedule	DS2
GTIN	3389110160093
Returnability	No
Country of origin	HU

Packing Units

Unit Type of Package 1	PCE
Number of Units in Package 1	1
Package 1 Height	1.38 in (3.5 cm)
Package 1 Width	3.15 in (8.0 cm)
Package 1 Length	3.15 in (8.0 cm)
Package 1 Weight	1.48 oz (42.0 g)
Unit Type of Package 2	S02
Number of Units in Package 2	45
Package 2 Height	5.91 in (15.0 cm)
Package 2 Width	11.81 in (30.0 cm)
Package 2 Length	15.75 in (40.0 cm)
Package 2 Weight	5.17 lb(US) (2.345 kg)

Offer Sustainability

California proposition 65	WARNING: This product can expose you to chemicals including: Diisononyl phthalate (DINP), which is known to the State of California to cause cancer, and Di-isodecyl phthalate (DIDP), which is known to the State of California to cause birth defects or other reproductive harm. For more information go to www.P65Warnings.ca.gov
REACH Regulation	 REACH Declaration
REACH free of SVHC	Yes
EU RoHS Directive	Pro-active compliance (Product out of EU RoHS legal scope)  EU RoHS Declaration
Toxic heavy metal free	Yes
Mercury free	Yes
RoHS exemption information	 Yes

Contractual warranty

Warranty	18 months
----------	-----------