


PINOUT


3V3/OUT (1)
 DOUT (2)
 DIN (3)
 DIO12 (4)
 RESET (5)
 RSSI (6)
 DIO11 (7)
 5V/IN (8)
 DTR (9)
 GND (10)



DIO0 (20)
 DIO1 (19)
 DIO2 (18)
 DIO3 (17)
 RTS (16)
 ASSOCIATE (15)
 VREF (14)
 ON (13)
 CTS (12)
 DIO4 (11)

* See schematic for more detail.

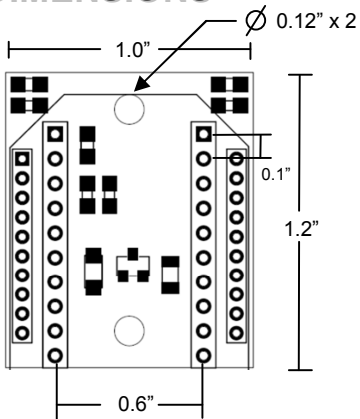
XBee-ADP5 5V XBee adapter



electronic experimental solutions

Copyright © 2008 Gravitech
WWW.GRAVITECH.US

DIMENSIONS





FEATURES

- Works with all XBee modules including the Series 1, Series 2, and Series 2.5; standard and Pro.
- On-board 3.3V 250mA voltage regulator
- Included male header pins
- Two mounting holes
- Compact size 1.0" x 1.2"
- 0.1" spacing (breadboard friendly)
- RSSI and ASSOCIATE LEDs
- Accessibility to every Xbee pin

DESCRIPTION

It is the easiest and most reliable way to connect the Xbee module to your favorite microcontroller. This is a 5V version, which means you can connect it directly to the 5V logic microcontroller. There is an on-board 3.3V 250mA voltage regulator. Also, the two LEDs that can help you monitoring and quickly troubleshoot.



XBee and XBeePRO are Trademarks of Digi International Inc.