



Antenna Datasheet

Product OC: YB0027AA

Version: 2.0

Date: 2022-11-11

Status: Released

Product Name: 5G Screw Mount Antenna Box

Key Features:

Optimized for 5G and 4G Networks

Terminal Mounting

Screw Mount

SMA Male Connector

IP Rating: IP67 & IP69K

Durable KIBILAC® ASA Housing

Overview

This ultra-wide-band 5G/4G antenna box provides broad coverage from 600-6000MHz whilst backward-compatible to support 3G/2G networks as well as Cat-M and NB-IoT. The antenna is designed to work with various GND plane sizes or in free space for ease of integration with connection via 4 various cable lengths from 300-5000mm, terminated with SMA connectors. This screw mount omnidirectional antenna is easy to install with maximum durability with its IP69 KIBILAC® ASA enclosure. It is compatible with Quectel's RM520x Series modules. Quectel provides comprehensive antenna design support such as simulation, testing and manufacturing for custom antenna solutions to meet your specific application needs.

Contents

Overview.....	1
Contents.....	2
1 Specification.....	3
1.1. Electrical.....	3
1.1.1. LMHs.....	3
1.1.2. MHs.....	4
1.1.3. GNSS.....	5
1.2. Supported Bands.....	6
1.3. Mechanical, Environment & Storage.....	9
2 Drawing.....	11
3 Detail Performance.....	12
3.1. S-Parameter Test.....	12
3.1.1. VSWR.....	12
3.1.2. Return Loss.....	15
3.1.3. Isolation.....	18
3.1.3.1. Test Status: In Free Space.....	18
3.1.3.2. Test Status: On 300 × 400 mm Metal Plane.....	22
3.1.4. GNSS Axial Ratio.....	27
3.1.5. GNSS LNA Gain.....	28
3.2. Radiation Performance Test.....	29
3.2.1. Efficiency.....	29
3.2.2. Average Gain.....	32
3.2.3. Peak Gain.....	35
3.2.4. 3D & 2D Radiation Pattern.....	38
3.2.4.1. Test Status: In Free Space.....	38
3.2.4.2. Test Status: On 300 × 400 mm Metal Plane.....	68
3.3. Active OTA Test.....	98
4 Packaging.....	102
Contact US.....	104
Legal Notices.....	105
Revision History.....	107

1 Specification

1.1. Electrical

Electrical Specifications		
Frequency Range	LMHs	600–960 MHz, 1400–6000 MHz
	MHs	1400–6000 MHz
	GNSS	1164–1189 MHz, 1559–1606 MHz
Radiation Pattern	LMHs & MHs	Omni-directional
	GNSS	Directional
Polarization	LMHs & MHs	Linear
	GNSS	RHCP
Impedance		50 Ω
Isolation		≤ -8 dB
Axial Ratio (GNSS)		< 3 dB

1.1.1. LMHs

SPEC	Band	Band	B71	B12 /B13 /B28	B5 /B8 /B26	N74 /N75 /N76	B1 /B2 /B3	B40	Wi-Fi 2G	B38 /B41	B42 /B48 /N77	N79	Wi-Fi 5G
	Band	Freq. (MHz)	600– 700	700– 810	820– 960	1420– 1520	1700– 2170	2300– 2400	2400– 2500	2500– 2690	3300– 4200	4400– 5000	5150– 5850
Max VSWR	FS		2.7	2.3	2.5	3.7	3.2	1.9	1.9	2.6	3.2	2.3	1.8
	MP		2.8	2.8	2.4	3.4	2.6	1.8	1.8	2.5	3.0	2.4	1.6
Max Return Loss (dB)	FS		-6.8	-8.3	-7.2	-4.8	-5.7	-10.0	-10.3	-7.0	-5.6	-7.9	-10.9
	MP		-6.4	-6.6	-7.8	-5.3	-7.0	-11.0	-10.7	-7.4	-6.0	-7.8	-12.7
AVG Eff. (%)	FS		32.7	44.5	43.0	31.8	43.1	57.6	59.3	56.4	47.4	56.1	55.9
	MP		14.7	20.8	19.7	28.2	40.7	57.7	57.3	53.6	46.1	56.7	56.7

AVG Gain (dB)	FS	-4.9	-3.5	-3.7	-5.0	-3.7	-2.4	-2.3	-2.5	-3.3	-2.5	-2.5
	MP	-8.4	-6.9	-7.1	-5.5	-3.9	-2.4	-2.4	-2.7	-3.4	-2.5	-2.5
Max Peak Gain (dBi)	FS	-0.5	0.2	1.0	0.9	2.0	3.9	4.1	3.8	3.4	4.9	4.1
	MP	0.9	4.5	4.3	3.1	5.6	6.6	6.7	6.5	8.2	5.5	7.0
VSWR	FS	≤ 3.7										
	MP	≤ 3.4										
Return Loss	FS	≤ -4.8 dB										
	MP	≤ -5.3 dB										
Peak Gain	FS	≤ 4.9 dB										
	MP	≤ 8.2 dB										

- LMHs: LMH1, LMH2, LMH3, LMH4 Antennas
- MHs: MH1, MH2, MH3, MH4 Antennas
- FS: In Free Space
- MP: On 300 × 400 mm Metal Plane

1.1.2. MHs

Band	Band	B71	B12 /B13 /B28	B5 /B8 /B26	N74 /N75 /N76	B1 /B2 /B3	B40	Wi-Fi 2G	B38 /B41	B42 /B48 /N77	N79	Wi-Fi 5G
		Freq. (MHz)	600–700	700–810	820–960	1420–1520	1700–2170	2300–2400	2400–2500	2500–2690	3300–4200	4400–5000
Max VSWR	FS	-	-	-	4.3	2.7	1.5	2.2	2.6	3.6	3.1	2.8
	MP	-	-	-	3.7	3.5	1.3	1.9	2.6	3.6	2.7	2.6
Max Return Loss (dB)	FS	-	-	-	-4.1	-6.8	-13.4	-8.6	-7.0	-5.0	-5.8	-6.4
	MP	-	-	-	-4.8	-5.1	-17.5	-10.3	-7.1	-4.9	-6.8	-7.0
AVG Eff. (%)	FS	-	-	-	34.7	51.1	66.3	60.5	56.0	50.3	58.6	56.1
	MP	-	-	-	26.7	40.9	60.0	55.8	54.7	44.3	56.0	54.5
AVG Gain (dB)	FS	-	-	-	-4.6	-2.9	-1.8	-2.2	-2.5	-3.0	-2.3	-2.5
	MP	-	-	-	-5.8	-4.1	-2.2	-2.5	-2.6	-3.6	-2.5	-2.6
Max Peak Gain (dBi)	FS	-	-	-	2.7	3.5	3.2	2.8	2.6	3.1	3.9	4.1
	MP	-	-	-	1.5	5.8	6.4	6.4	5.5	6.6	8.1	8.0
VSWR	FS	≤ 4.3										
	MP	≤ 3.7										

Return Loss	FS	≤ -4.1 dB
	MP	≤ -4.8 dB
Peak Gain	FS	≤ 4.1 dB
	MP	≤ 8.1 dB

- LMHs: LMH1, LMH2, LMH3, LMH4 Antennas
- MHs: MH1, MH2, MH3, MH4 Antennas
- FS: In Free Space
- MP: On 300 × 400 mm Metal Plane

1.1.3. GNSS

Specification	Band	Band	GNSS L5	GNSS L2	GNSS L1
		Freq. (MHz)	1164 - 1189	1217 - 1238	1559 - 1606
Max VSWR	FS		2.0	-	2.1
	MP		2.1	-	2.0
Max Return Loss (dB)	FS		-9.7	-	-9.1
	MP		-8.8	-	-9.4
AVG Eff. (%)	FS		58.9	-	52.5
	MP		57.7	-	52.1
AVG Gain (dB)	FS		-2.3	-	-2.8
	MP		-2.4	-	-2.8
Max Peak Gain (dBi)	FS		2.8	-	4.5
	MP		4.0	-	6.3
VSWR	FS		≤ 2.1		
	MP		≤ 2.1		
Return Loss	FS		≤ -9.1 dB		
	MP		≤ -8.8 dB		
Peak Gain	FS		≤ 4.5 dBi		
	MP		≤ 6.3 dBi		

- LMHs: LMH1, LMH2, LMH3, LMH4 Antennas
- MHs: MH1, MH2, MH3, MH4 Antennas
- FS: In Free Space
- MP: On 300 × 400 mm Metal Plane

GNSS LNA Electrical	
LNA Gain	20 ±3 dB
Noise Figure	≤ 2.5 dB
Output VSWR	< 2.0
Input VSWR	< 2.0
Working Voltage	DC 2.8–3.6 V
Working Current	Max. 24 mA (Typ. 3 V)
Impedance	50 Ω

- LMHs: LMH1, LMH2, LMH3, LMH4 Antennas
- MHs: MH1, MH2, MH3, MH4 Antennas
- FS: In Free Space
- MP: On 300 × 400 mm Metal Plane

1.2. Supported Bands

5G NR/ LTE/ LTE-Advanced/ WCDMA/ HSPA/ HSPA+/ GPRS/ GSM/ NB-IoT					
Band	Frequency (MHz)	Uplink (MHz)	Downlink (MHz)	LMHs	MHs
1	2100	1920–1980	2110–2170	√	√
2	1900	1850–1910	1930–1990	√	√
3	1800	1710–1785	1805–1880	√	√
4	1700	1710–1755	2110–2155	√	√
5	850	824–849	869–894	√	
7	2600	2500–2570	2620–2690	√	√
8	900	880–915	925–960	√	
9	1800	1749.9–1784.9	1844.9–1879.9	√	√
11	1500	1427.9–1447.9	1475.9–1495.9	-	√
12	700	699–716	729–746	√	-

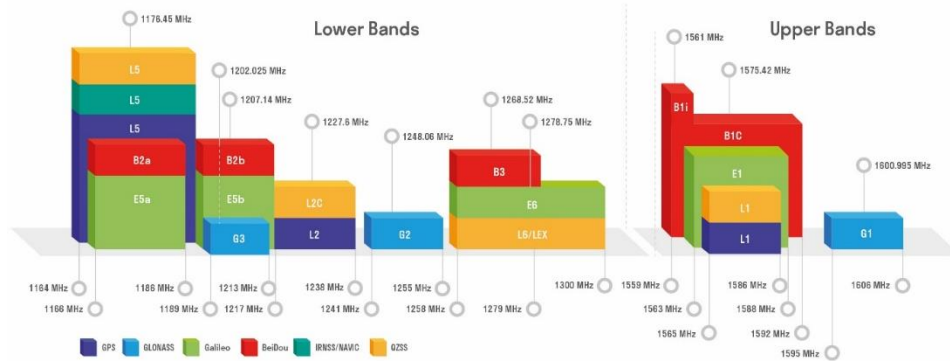
5G NR/ LTE/ LTE-Advanced/ WCDMA/ HSPA/ HSPA+/ GPRS/ GSM/ NB-IoT					
Band	Frequency (MHz)	Uplink (MHz)	Downlink (MHz)	LMHs	MHs
13	700	777-787	746-756	√	-
14	700	788-798	758-768	√	-
17	700	704-716	734-746	√	-
18	850	815-830	860-875	√	-
19	850	830-845	875-890	√	-
20	800	832-862	791-821	√	-
21	1500	1447.9-1462.9	1495.9-1510.9	-	√
22	3500	3410-3490	3510-3590	√	√
23	2100	2000-2020	2180-2200	√	√
24	1600	1626.5-1660.5	1525-1559		√
25	1900	1850-1915	1930-1995	√	√
26	850	814-849	859-894	√	-
28	700	703-748	758-803	√	-
31	450	452.5-457.5	462.5 - 467.5	-	-
34	2100	2010 – 2025		√	√
38	2600	2570 - 2620		√	√
39	1900	1880 - 1920		√	√
40	2300	2300 - 2400		√	√
41	2500	2496 - 2690		√	√
42	3500	3400 - 3600		√	√
48	3500	3550 - 3700		√	√
66	1700	1710 - 1780	2110 - 2200	√	√
71	600	663 - 698	617 - 652	√	-
74	1500	1427 - 1470	1475 - 1518	-	√

5G NR/ LTE/ LTE-Advanced/ WCDMA/ HSPA/ HSPA+/ GPRS/ GSM/ NB-IoT					
Band	Frequency (MHz)	Uplink (MHz)	Downlink (MHz)	LMHs	MHs
77	3500	3300 - 4200		√	√
78	3500	3300 - 3800		√	√
79	4500	4400 - 5000		√	√

Note: Covered √ means efficiency > 20%

GNSS Frequency Bands (MHz)					
GPS	L1 Centre 1575.42 (1565–1586)	L2 Centre 1227.6 (1217–1238)	L5 Centre 1176.45 (1164–1189)		
	√	-	√		
GLONASS	G1-L10C-L10F Centre 1601 (1595–1606)	G2-L20C-L20F Centre 1248.06 (1241–1255)	G3-L30C Centre 1202.025 (1189–1213)		
	√	-	-		
GALILEO	E1 Centre 1575.42 (1563–1588)	E5a Centre 1176.45 (1166–1187)	E5b Centre 1207.14 (1197–1218)	E6 Centre 1278.75 (1258–1300)	
	√	√	-	-	
BEIDOU	B1I Centre 1561.098 (1559–1564)	B1C (BeiDou-3) Centre 1575.42 (1559–1592)	B2a-B2I Centre 1176.45 (1166–1187)	B2b Centre 1207.14 (1197–1217)	B3 Centre 1268.52 (1258–1279)
	√	√	√	-	-
QZSS	L1 Centre 1575.42 (1573–1578)	L2C Centre 1227.6 (1226–1229)	L5 Centre 1176.45 (1166–1187)	L6 Centre 1278.75 (1257–1300)	
	√	-	√	-	
IRNSS	L5 Centre 1176.45 (1164–1189)				
	√				

GNSS Bands and Constellations

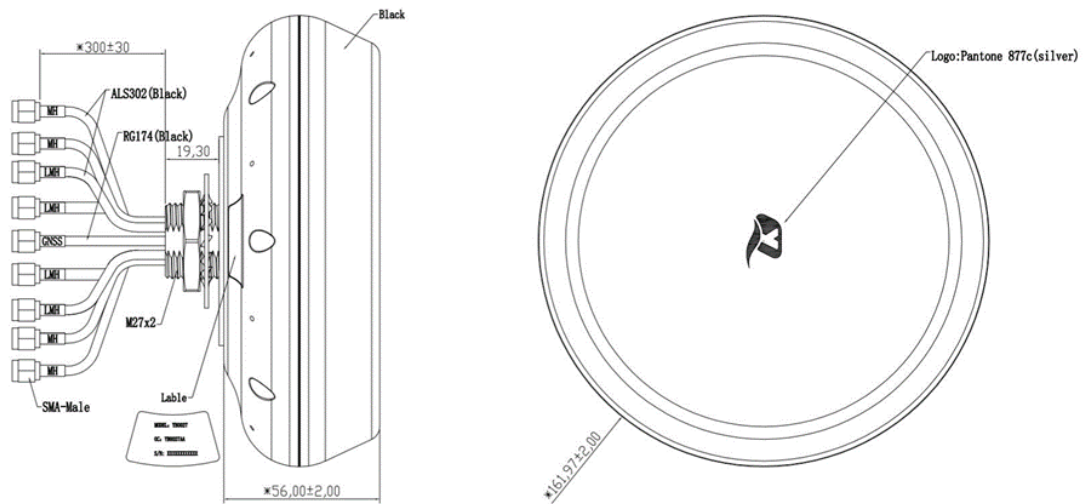


1.3. Mechanical, Environment & Storage

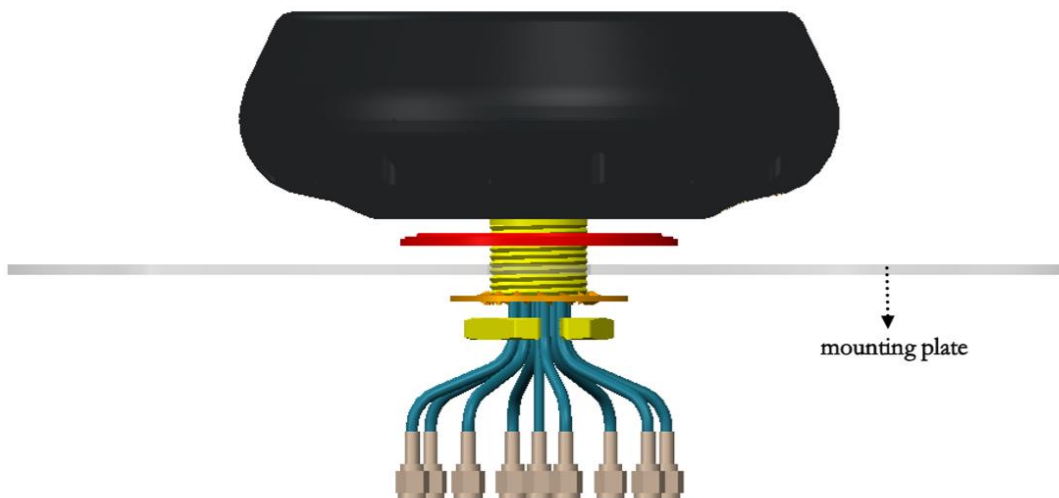
Mechanical		
Antenna Size		Φ 162 × 56 mm
Casing Material & Color		ASA & Black
Cable Type & Length	LMHs & MHs	ALS302 Black & 300 mm
	GNSS	RG174 Black & 300 mm
Connector Type		SMA Male
Weight		Typ. 535 g
Mounting Type		Screw (M27 Nut)
Environmental		
Operation Temperature		-40 °C to +85 °C
Humidity		Non-condensing 65 °C 95 % RH
Ingress Protection (IP) Rating		IP67 (After Installation) IP69K (After Installation)
Impact Protection (IK) Rating		IK09
RoHS & REACH Compliant		Yes
Storage		
Storage Temperature		-40 °C to +85 °C
Storage Humidity		Less than 75% RH
Storage Place		Away from corrosive gas and direct sunlight
Packaging		Antennas should be stored in unopened sealed manufacturer's plastic packaging.

- LMHs: LMH1, LMH2, LMH3, LMH4 Antennas
- MHs: MH1, MH2, MH3, MH4 Antennas
- FS: In Free Space
- MP: On 300 × 400 mm Metal Plane

2 Drawing



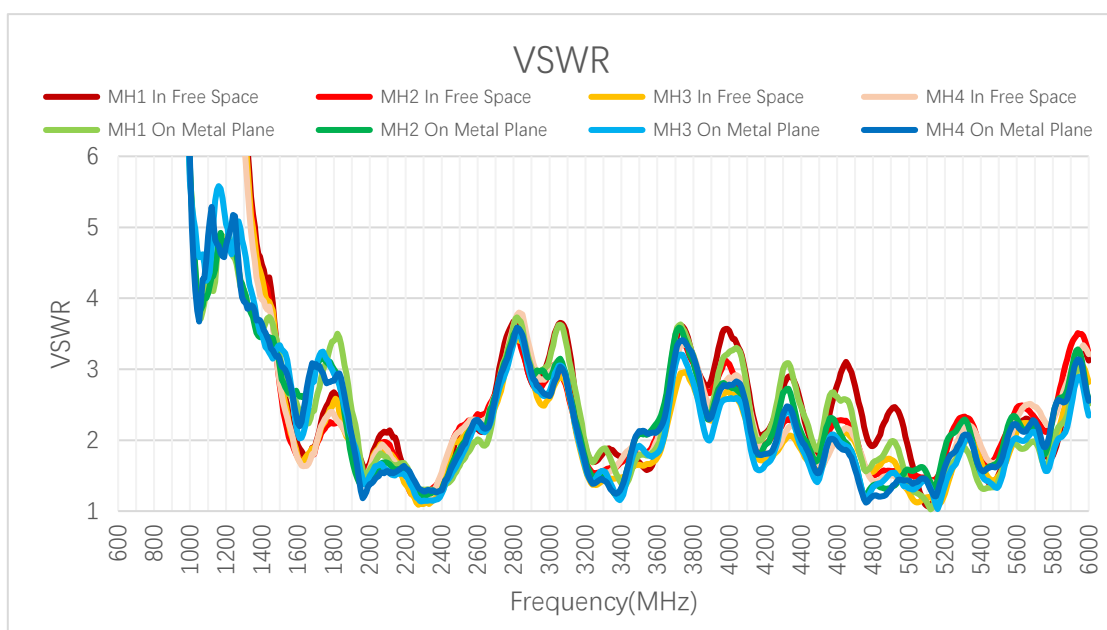
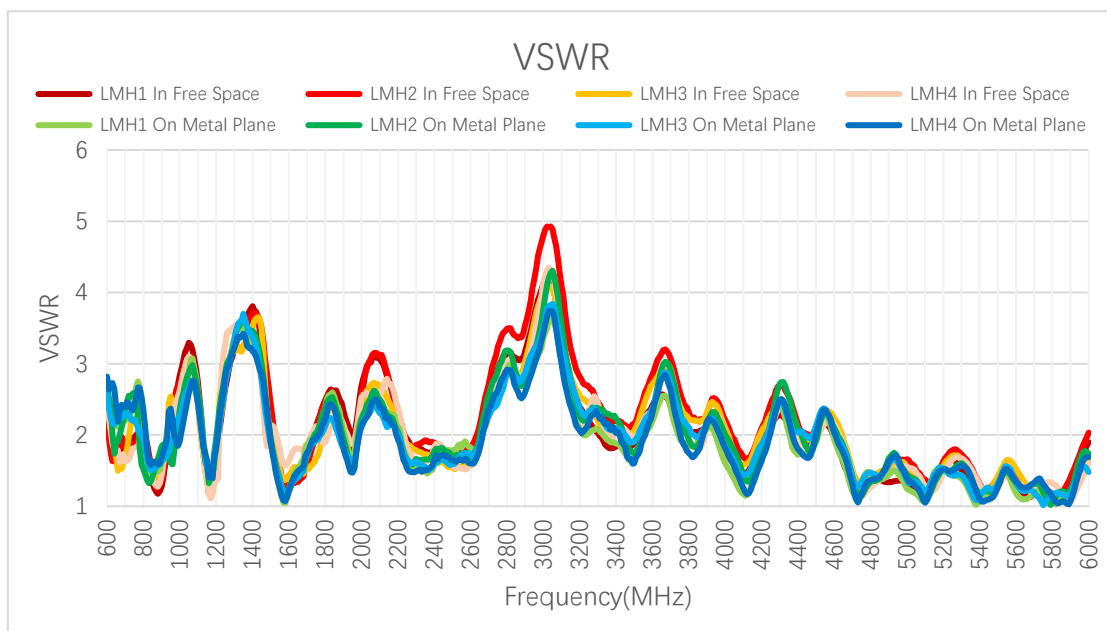
- LMHs can be connected arbitrarily, and 4 MHs can be connected arbitrarily.
- Recommended assembly hole diameter: 28.0 mm.
- Recommended mounting plane thickness: 3.0 mm.

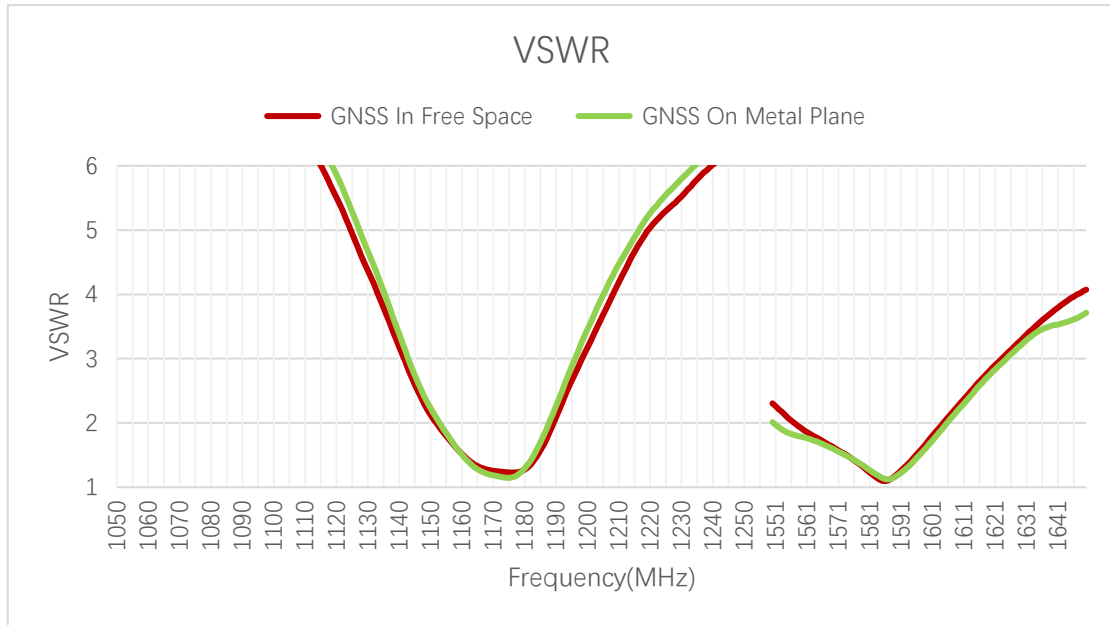


3 Detail Performance

3.1. S-Parameter Test

3.1.1. VSWR





VSWR - LMH

Frequency (MHz)		600	630	710	830	900	960	1440	1710	1740	1880
LMH1	FS	2.4	1.8	1.8	1.6	1.3	2.3	3.5	1.8	2.1	2.5
	MP	2.6	2.4	2.2	1.5	1.6	2.1	3.0	1.9	2.0	2.3
LMH2	FS	2.3	1.6	1.8	1.7	1.4	2.3	3.6	1.7	1.9	2.2
	MP	2.7	2.0	2.5	1.3	1.8	1.6	3.2	1.8	2.0	2.2
LMH3	FS	2.7	2.0	1.8	1.4	1.5	2.4	3.6	1.5	1.6	2.2
	MP	2.6	2.2	2.3	1.5	1.6	1.9	2.9	1.8	1.9	1.9
LMH4	FS	2.6	1.9	1.6	1.6	1.4	2.2	3.0	1.9	2.1	2.3
	MP	2.8	2.7	2.5	1.6	1.7	2.2	2.9	1.8	1.9	2.1
Frequency (MHz)		1950	2140	2350	2450	2600	3600	4700	5000	5500	6000
LMH1	FS	2.0	2.8	1.8	1.8	1.8	2.4	1.3	1.3	1.4	1.9
	MP	1.6	2.3	1.5	1.7	1.8	2.2	1.2	1.2	1.3	1.7
LMH2	FS	1.8	2.9	1.9	1.8	1.8	2.8	1.5	1.7	1.4	2.0
	MP	1.5	2.3	1.7	1.8	1.7	2.3	1.4	1.4	1.3	1.7
LMH3	FS	1.6	2.5	1.7	1.6	1.7	2.7	1.5	1.6	1.4	1.6
	MP	1.6	2.1	1.6	1.7	1.7	2.4	1.4	1.4	1.3	1.5

LMH4	FS	1.9	2.8	1.6	1.8	1.6	2.3	1.5	1.6	1.2	1.6
	MP	1.5	2.2	1.5	1.7	1.6	2.3	1.3	1.4	1.3	1.7

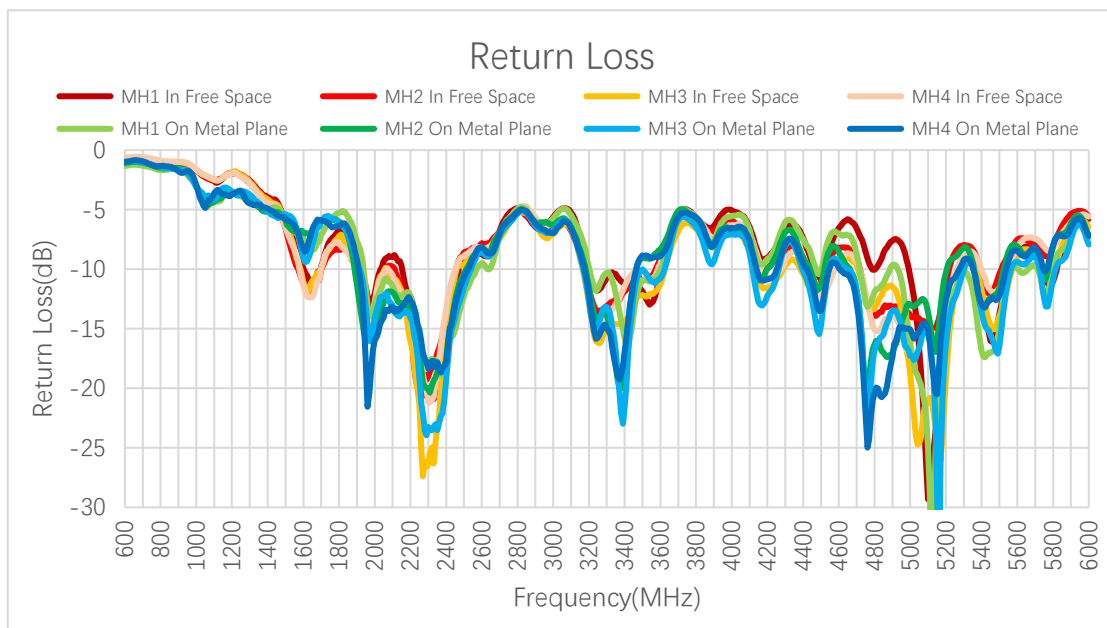
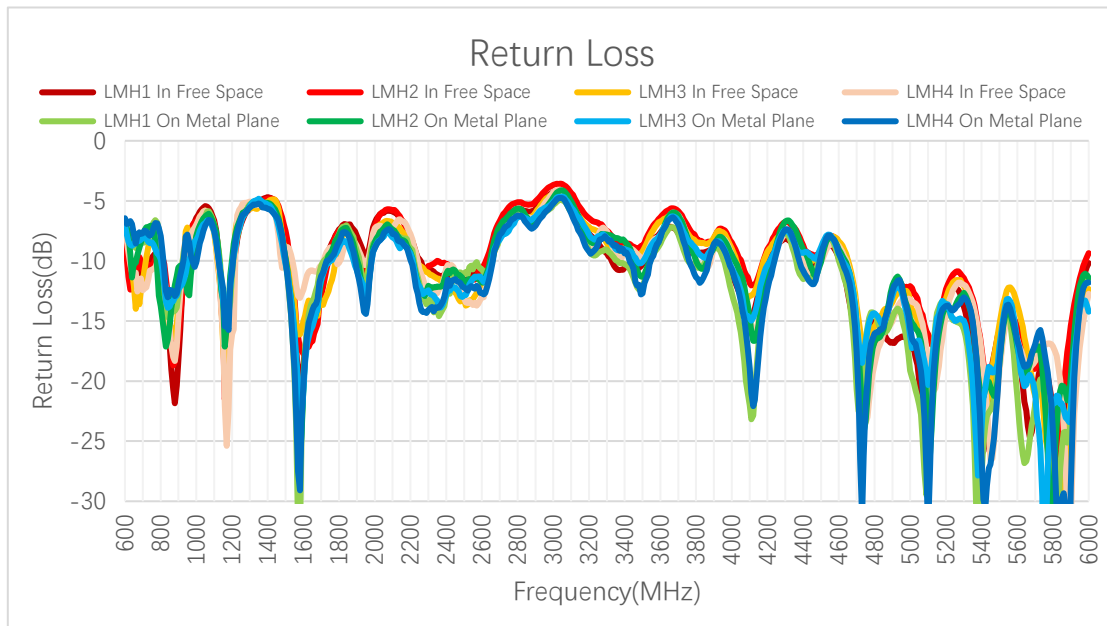
VSWR - MH

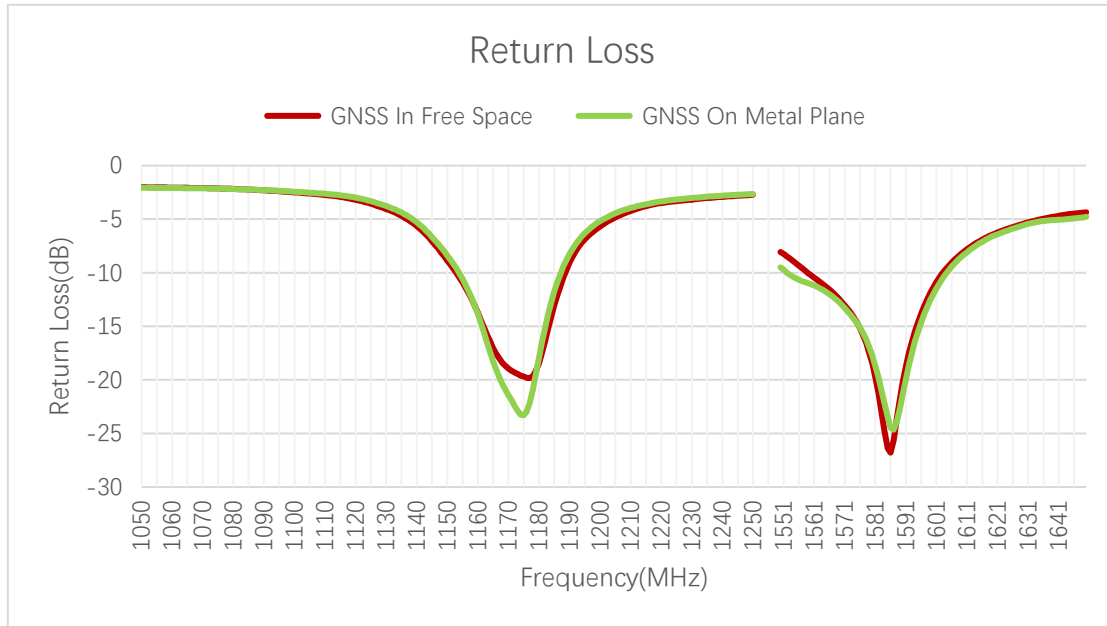
Frequency (MHz)		600	630	710	830	900	960	1440	1710	1740	1880
MH1	FS	-	-	-	-	-	-	4.3	2.0	2.4	2.2
	MP	-	-	-	-	-	-	3.7	2.7	3.0	2.8
MH2	FS	-	-	-	-	-	-	4.0	2.0	2.1	2.1
	MP	-	-	-	-	-	-	3.5	3.1	3.1	2.0
MH3	FS	-	-	-	-	-	-	4.0	2.0	2.2	2.0
	MP	-	-	-	-	-	-	3.2	3.1	3.2	2.3
MH4	FS	-	-	-	-	-	-	3.9	2.0	2.2	2.1
	MP	-	-	-	-	-	-	3.4	3.0	2.9	2.3
Frequency (MHz)		1950	2140	2350	2450	2600	3600	4700	5000	5500	6000
MH1	FS	1.7	2.0	1.2	1.7	2.2	1.9	2.8	1.8	1.5	3.1
	MP	1.7	1.6	1.3	1.4	2.0	1.9	2.2	1.4	1.4	2.5
MH2	FS	1.5	1.8	1.3	1.9	2.4	2.1	2.1	1.5	1.9	3.2
	MP	1.4	1.6	1.3	1.6	2.2	2.2	1.7	1.6	1.7	2.6
MH3	FS	1.5	1.7	1.2	1.9	2.3	1.8	2.0	1.3	1.5	2.8
	MP	1.6	1.5	1.1	1.5	2.2	1.8	1.7	1.3	1.4	2.3
MH4	FS	1.6	1.7	1.3	1.9	2.3	2.0	2.0	1.4	1.7	3.2
	MP	1.3	1.5	1.3	1.6	2.3	2.1	1.6	1.4	1.7	2.6

VSWR

Frequency (MHz)		1176	1227	1561	1575	1602
GNSS	FS	1.2	-	1.9	1.5	1.9
	MP	1.2	-	1.8	1.5	1.8

3.1.2. Return Loss





Return Loss (dB)

Frequency (MHz)		600	630	710	830	900	960	1440	1710	1740	1880
LMH1	FS	-7.6	-11.0	-11.2	-13.2	-18.3	-8.2	-5.1	-10.7	-9.3	-7.4
	MP	-7.0	-7.6	-8.5	-13.7	-12.8	-8.8	-6.0	-10.1	-9.5	-8.0
LMH2	FS	-8.0	-12.4	-11.0	-11.4	-16.3	-7.9	-4.9	-12.2	-9.9	-8.5
	MP	-6.7	-9.4	-7.5	-17.1	-10.6	-12.9	-5.7	-11.0	-9.6	-8.6
LMH3	FS	-6.8	-9.8	-10.8	-15.3	-13.7	-7.8	-4.9	-13.7	-12.5	-8.7
	MP	-7.0	-8.7	-8.1	-13.4	-12.4	-9.9	-6.2	-11.1	-10.2	-9.9
LMH4	FS	-7.2	-10.3	-12.3	-12.3	-14.9	-8.5	-6.0	-10.2	-9.0	-8.3
	MP	-6.4	-6.7	-7.5	-12.5	-11.9	-8.5	-6.2	-11.0	-9.9	-9.2
Frequency (MHz)		1950	2140	2350	2450	2600	3600	4700	5000	5500	6000
LMH1	FS	-9.8	-6.4	-11.1	-11.3	-10.8	-7.6	-17.7	-17.3	-15.8	-10.2
	MP	-12.5	-8.0	-14.0	-11.5	-10.7	-8.5	-20.7	-19.1	-17.6	-11.6
LMH2	FS	-10.9	-6.3	-10.0	-11.2	-10.7	-6.4	-14.3	-12.1	-15.9	-9.4
	MP	-14.1	-8.2	-12.1	-10.8	-11.8	-8.0	-15.3	-14.8	-18.5	-11.4
LMH3	FS	-12.2	-7.3	-11.5	-12.6	-12.0	-6.7	-13.8	-13.3	-15.3	-12.3
	MP	-13.0	-9.0	-13.3	-12.2	-11.5	-7.8	-15.3	-16.3	-17.1	-14.2
LMH4	FS	-10.3	-6.5	-12.7	-11.0	-13.0	-8.0	-14.7	-13.2	-19.1	-12.7

	MP	-14.4	-8.4	-13.9	-11.5	-12.7	-8.0	-17.6	-15.5	-18.3	-11.8
--	-----------	-------	------	-------	-------	-------	------	-------	-------	-------	-------

Return Loss(dB)

Frequency (MHz)		600	630	710	830	900	960	1440	1710	1740	1880
MH1	FS	-	-	-	-	-	-	-9.3	-7.8	-8.4	-8.4
	MP	-	-	-	-	-	-	-6.9	-6.0	-6.6	-6.6
MH2	FS	-	-	-	-	-	-	-9.7	-8.8	-8.9	-8.9
	MP	-	-	-	-	-	-	-5.9	-5.7	-9.3	-9.3
MH3	FS	-	-	-	-	-	-	-9.6	-8.4	-9.4	-9.4
	MP	-	-	-	-	-	-	-5.8	-5.5	-8.3	-8.3
MH4	FS	-	-	-	-	-	-	-9.4	-8.3	-9.2	-9.2
	MP	-	-	-	-	-	-	-6.0	-6.2	-7.9	-7.9
Frequency (MHz)		1950	2140	2350	2450	2600	3600	4700	5000	5500	6000
MH1	FS	-9.3	-19.7	-11.6	-8.7	-10.3	-6.6	-10.6	-13.7	-5.8	-5.8
	MP	-12.4	-17.8	-15.0	-9.5	-10.0	-8.7	-16.2	-14.8	-7.3	-7.3
MH2	FS	-11.1	-17.1	-10.3	-7.8	-9.1	-9.2	-13.8	-10.4	-5.6	-5.6
	MP	-12.9	-18.6	-12.6	-8.3	-8.3	-11.9	-13.0	-11.6	-7.1	-7.1
MH3	FS	-11.5	-23.0	-10.4	-8.2	-11.2	-9.7	-18.7	-13.9	-6.4	-6.4
	MP	-14.0	-23.5	-14.0	-8.6	-10.8	-11.7	-17.3	-16.5	-7.9	-7.9
MH4	FS	-11.8	-18.8	-10.0	-8.2	-9.5	-9.4	-16.3	-11.5	-5.6	-5.6
	MP	-13.4	-17.8	-12.9	-8.1	-8.9	-12.9	-15.0	-12.2	-7.2	-7.2

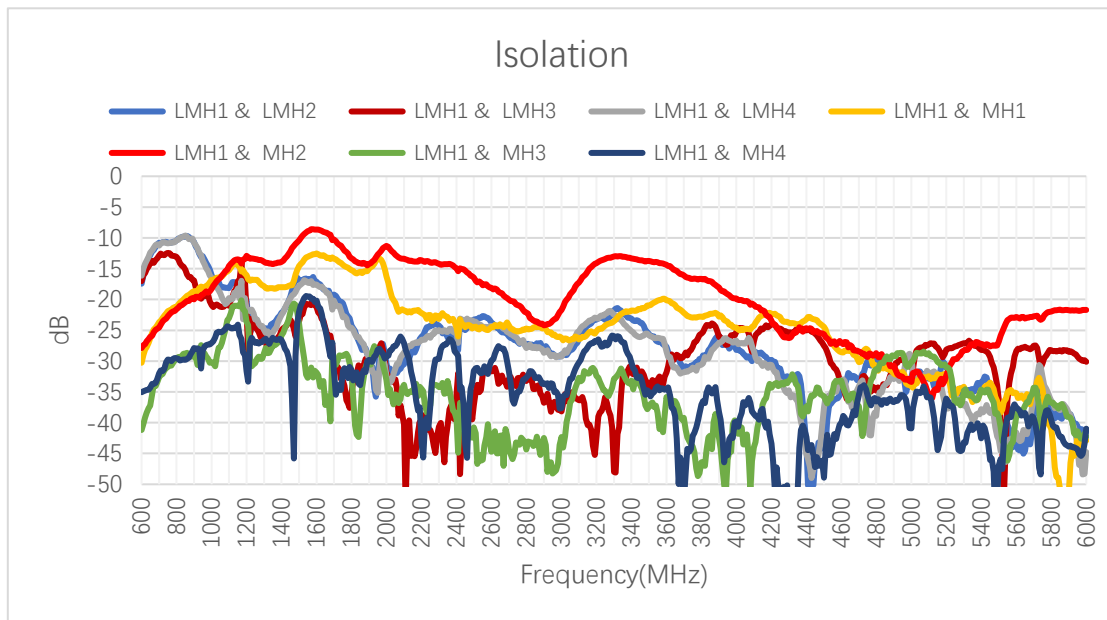
Return Loss(dB)

Frequency (MHz)		1176	1227	1561	1575	1602
GNSS	FS	-19.8	-	-10.5	-14.6	-10.4
	MP	-23.0	-	-11.2	-14.7	-11.0

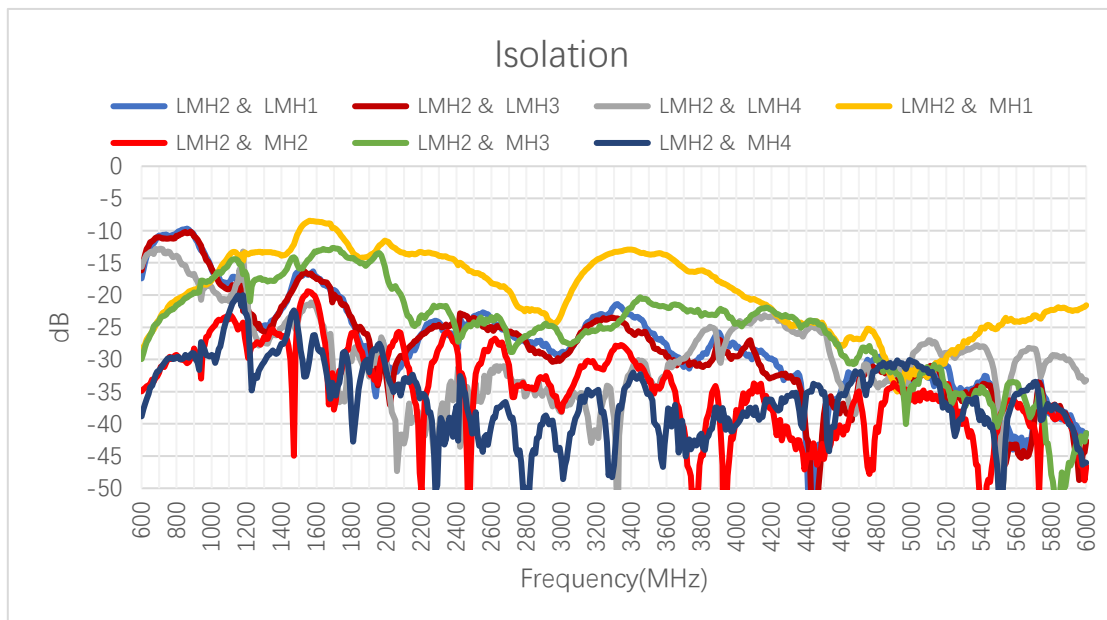
3.1.3. Isolation

3.1.3.1. Test Status: In Free Space

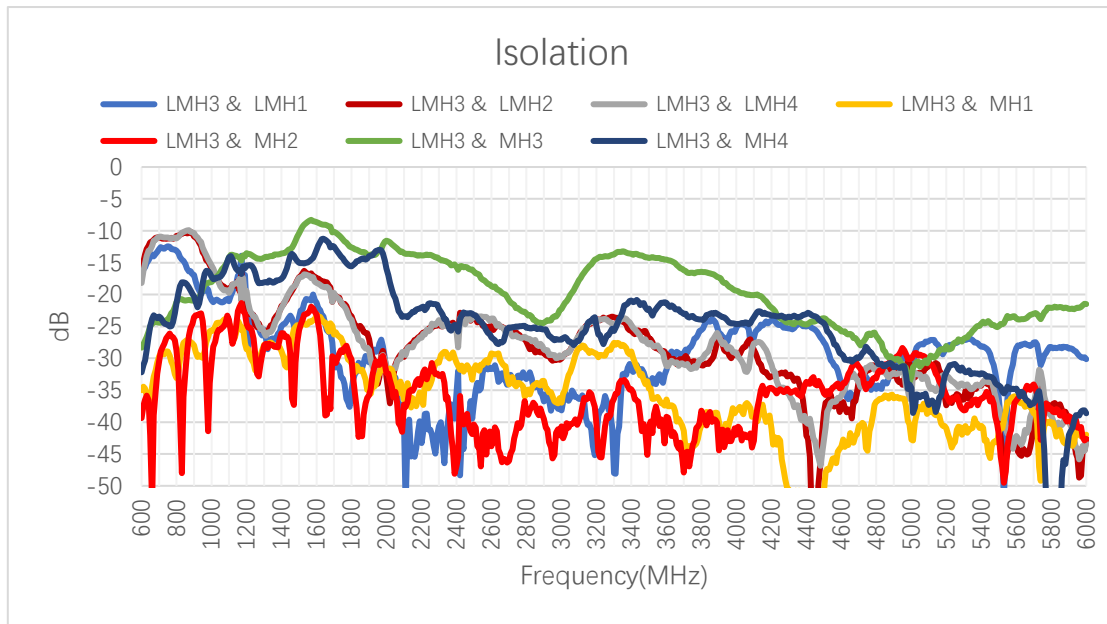
3.1.3.1.1. LMH1



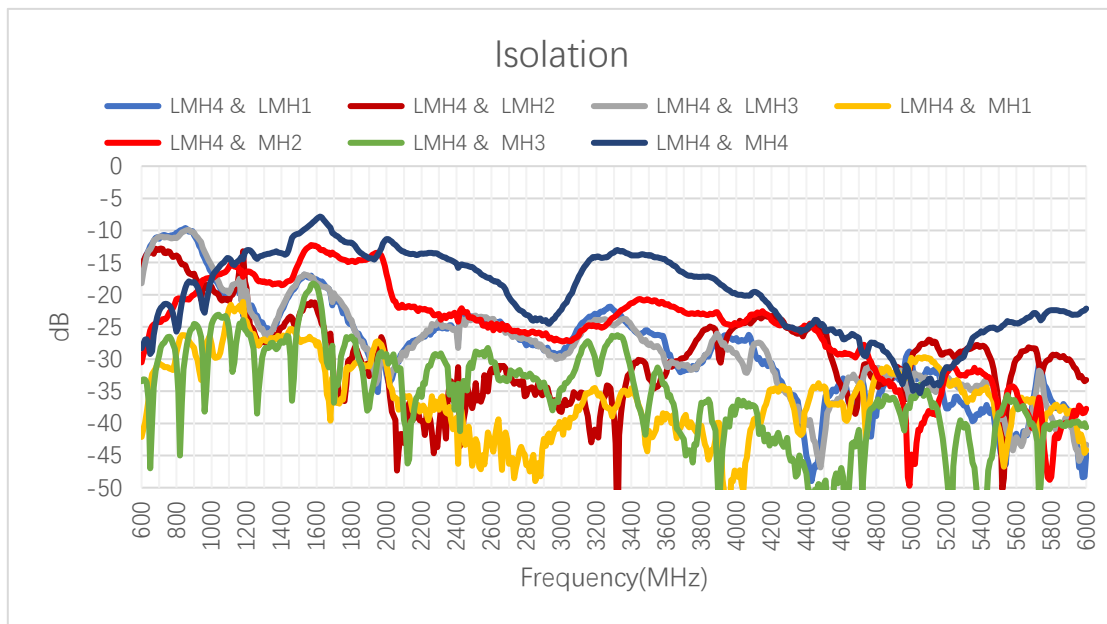
3.1.3.1.2. LMH2



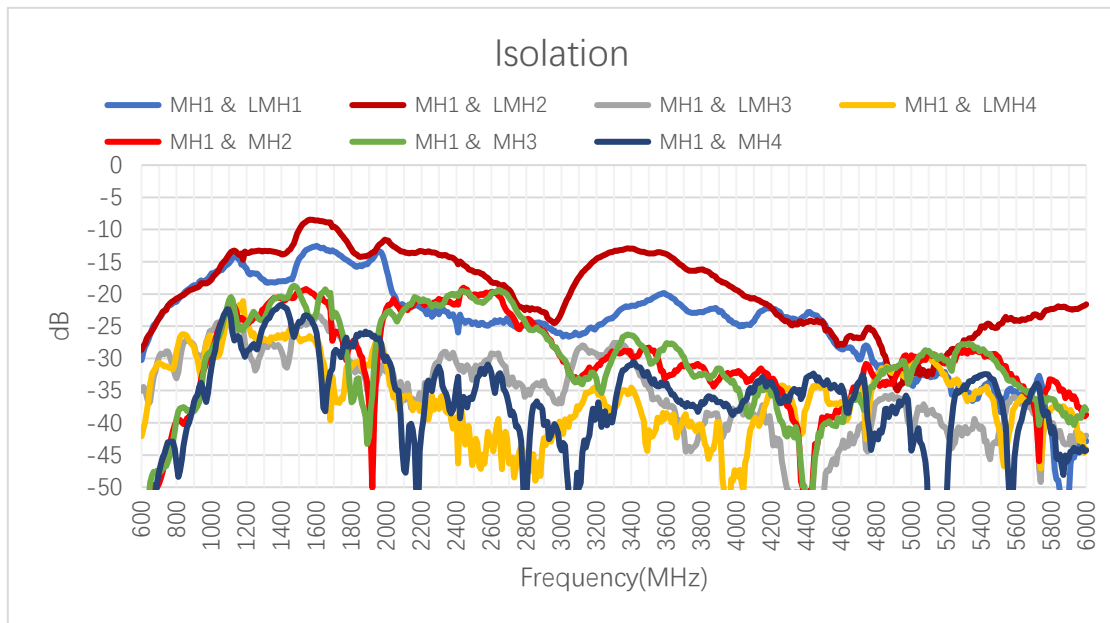
3.1.3.1.3. LMH3



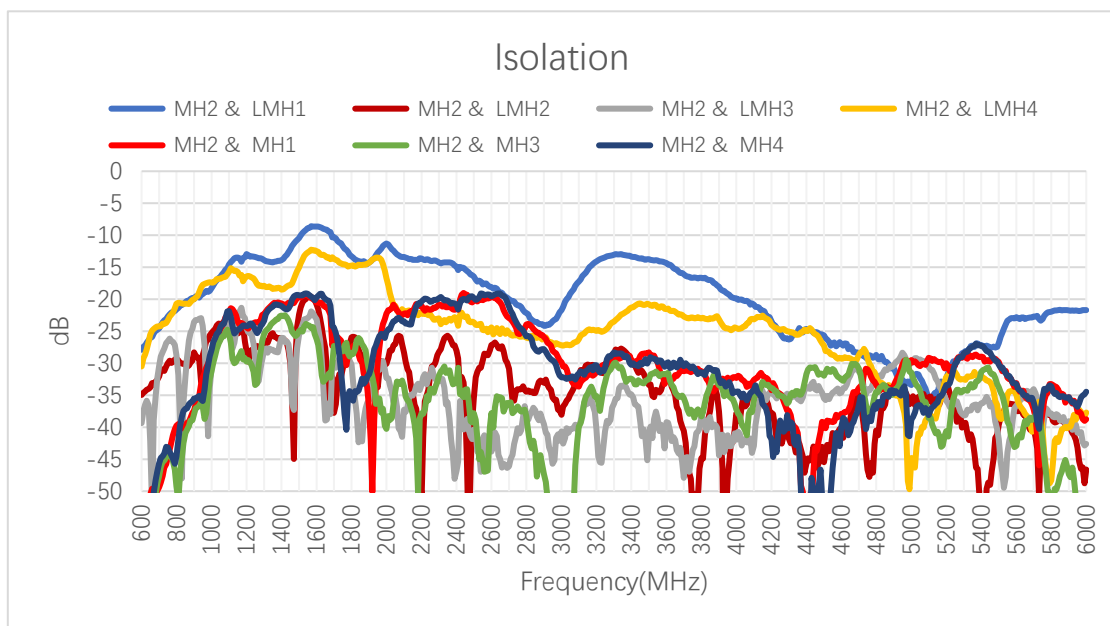
3.1.3.1.4. LMH4



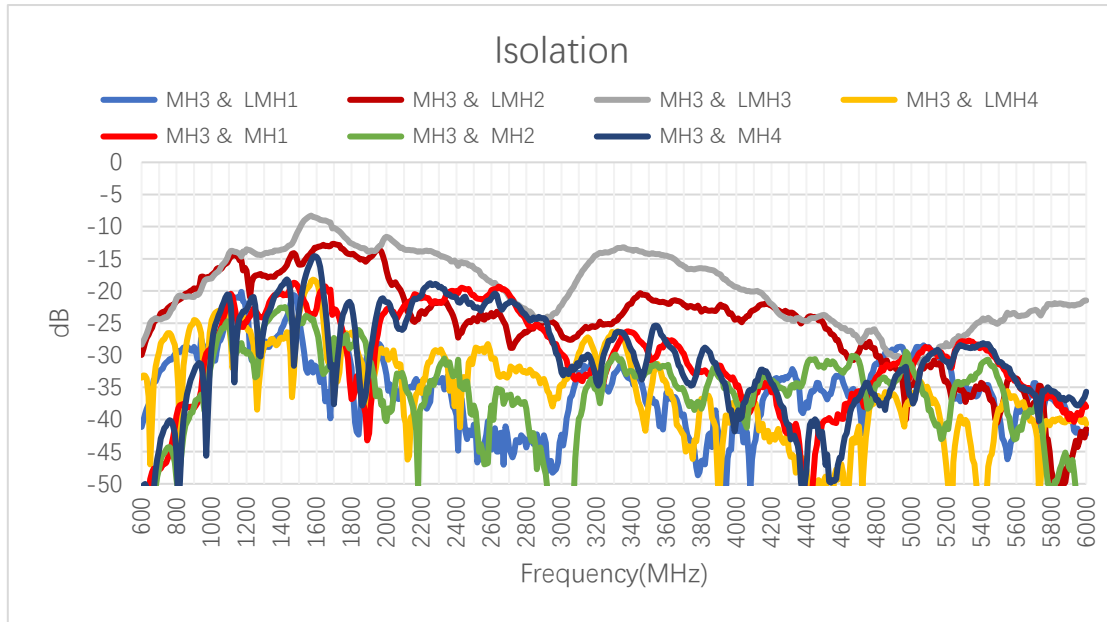
3.1.3.1.5. MH1



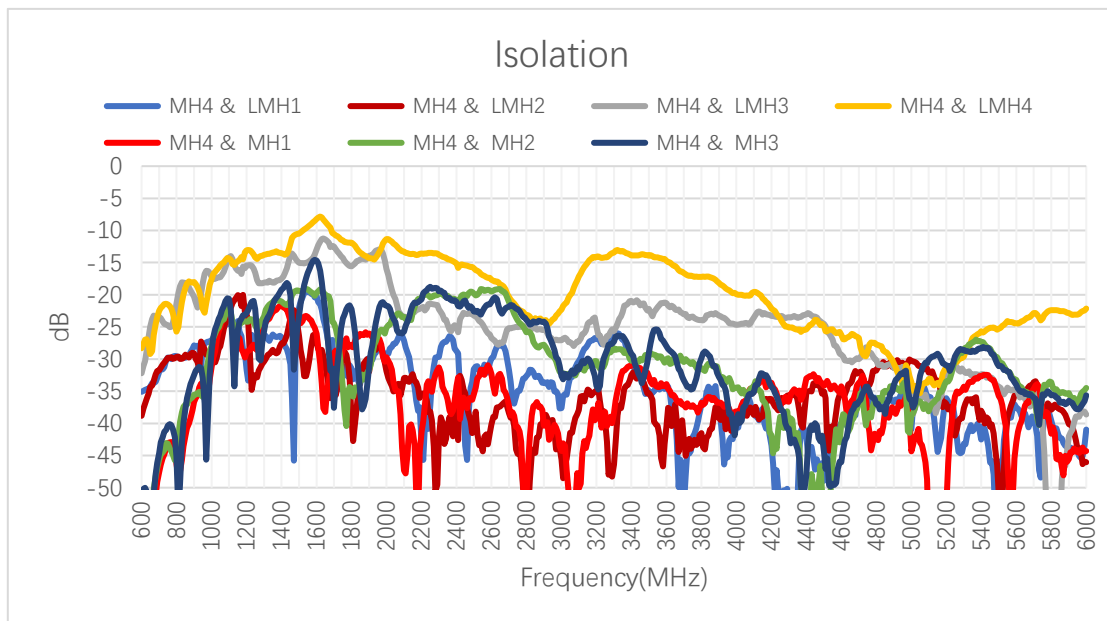
3.1.3.1.6. MH2



3.1.3.1.7. MH3

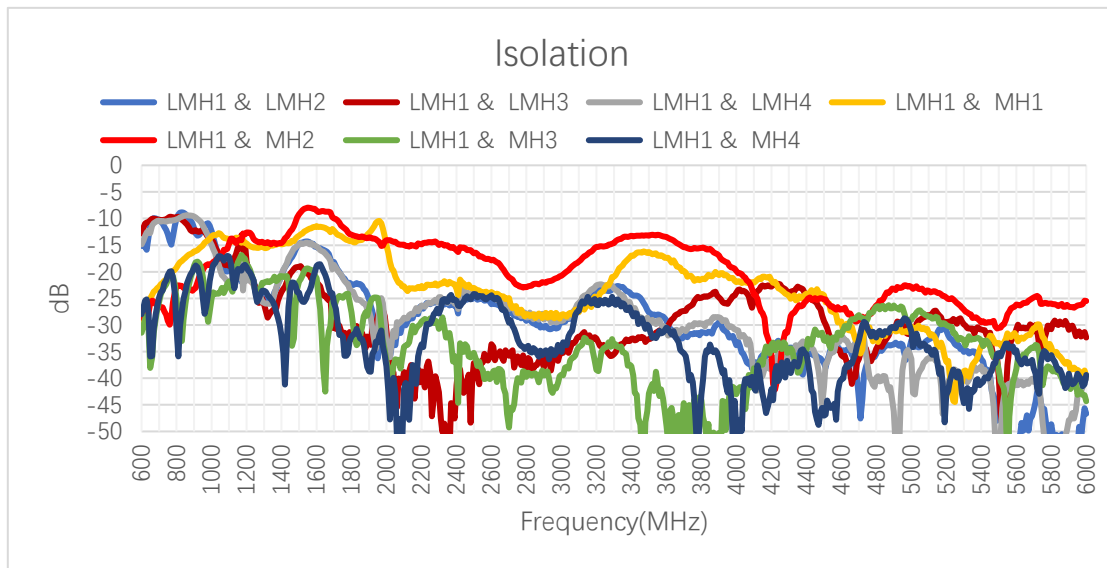


3.1.3.1.8. MH4

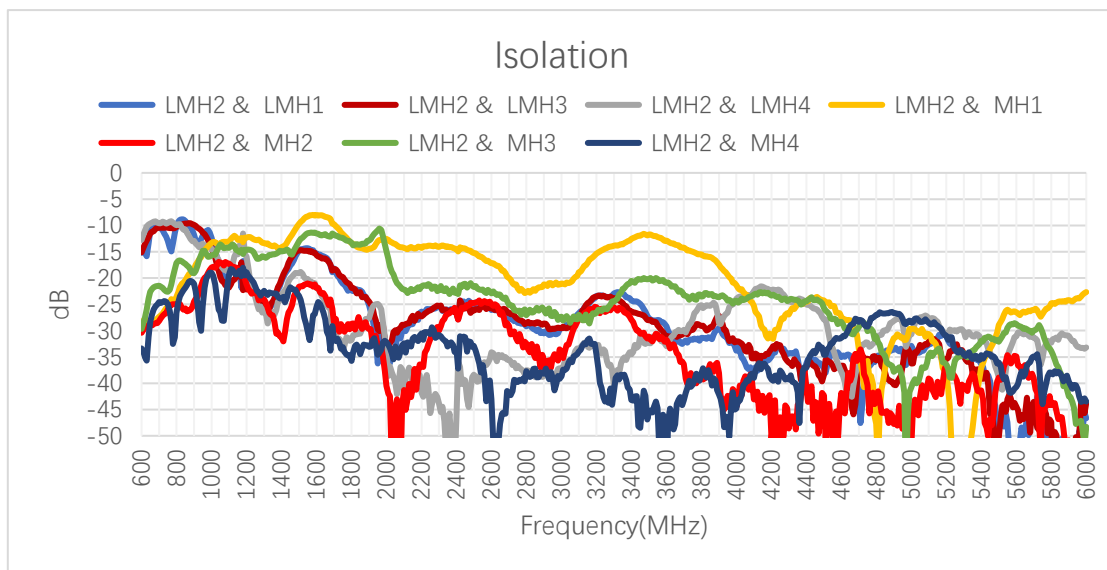


3.1.3.2. Test Status: On 300 × 400 mm Metal Plane

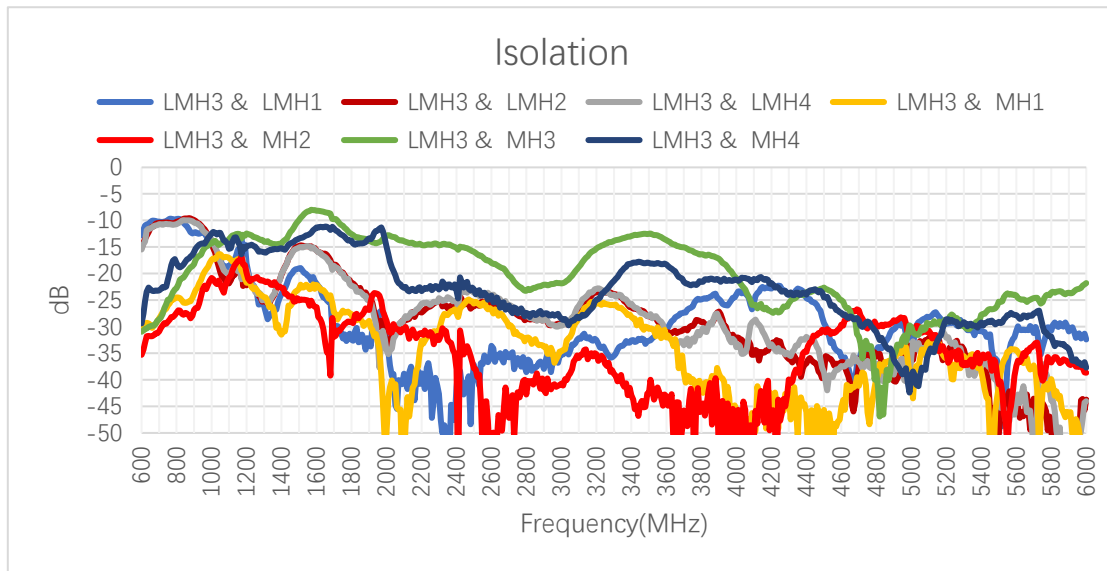
3.1.3.2.1. LMH1



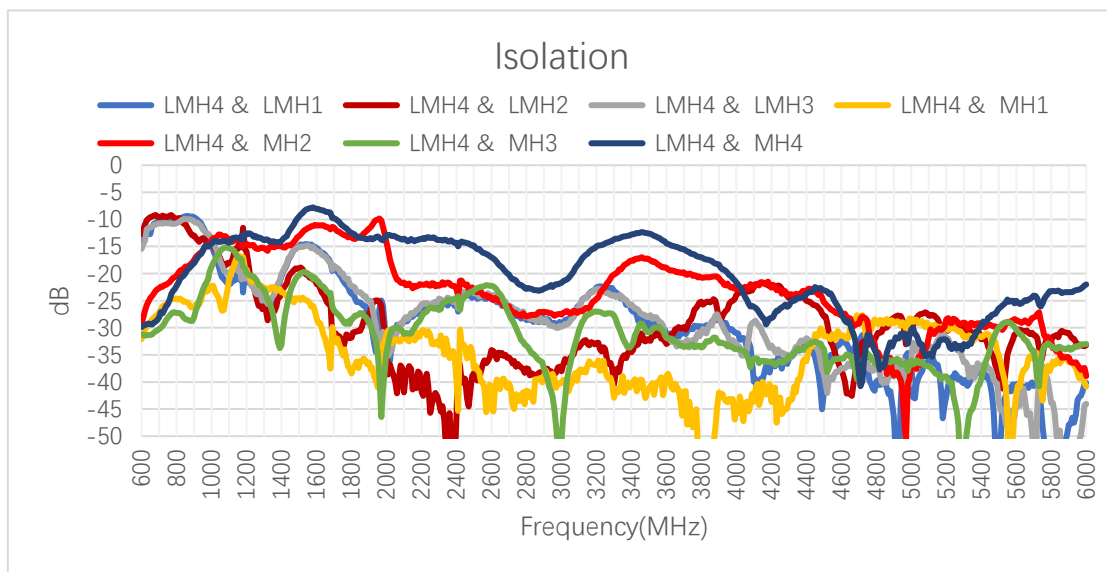
3.1.3.2.2. LMH2



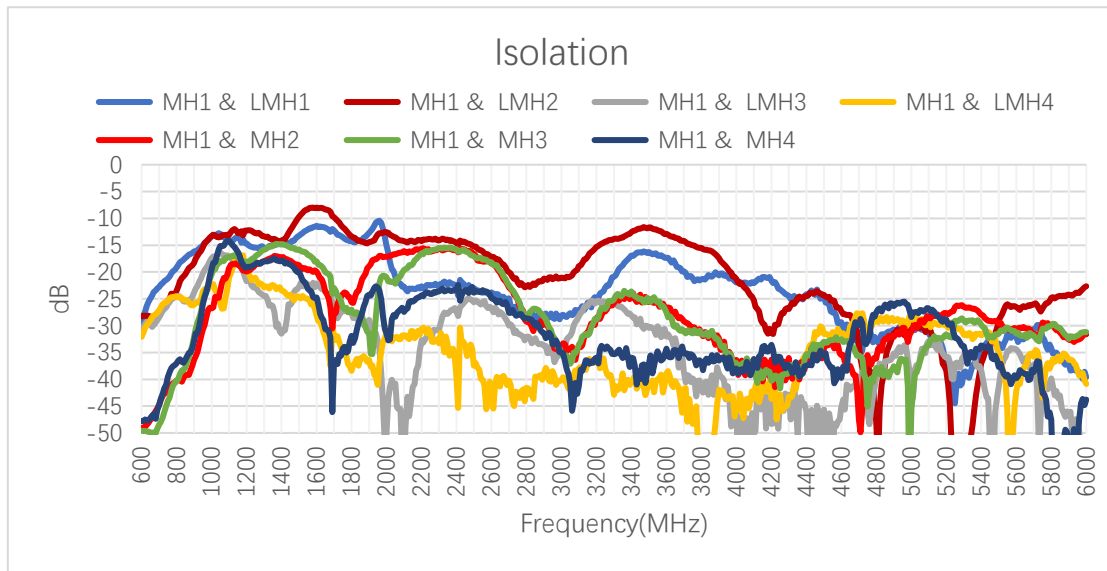
3.1.3.2.3. LMH3



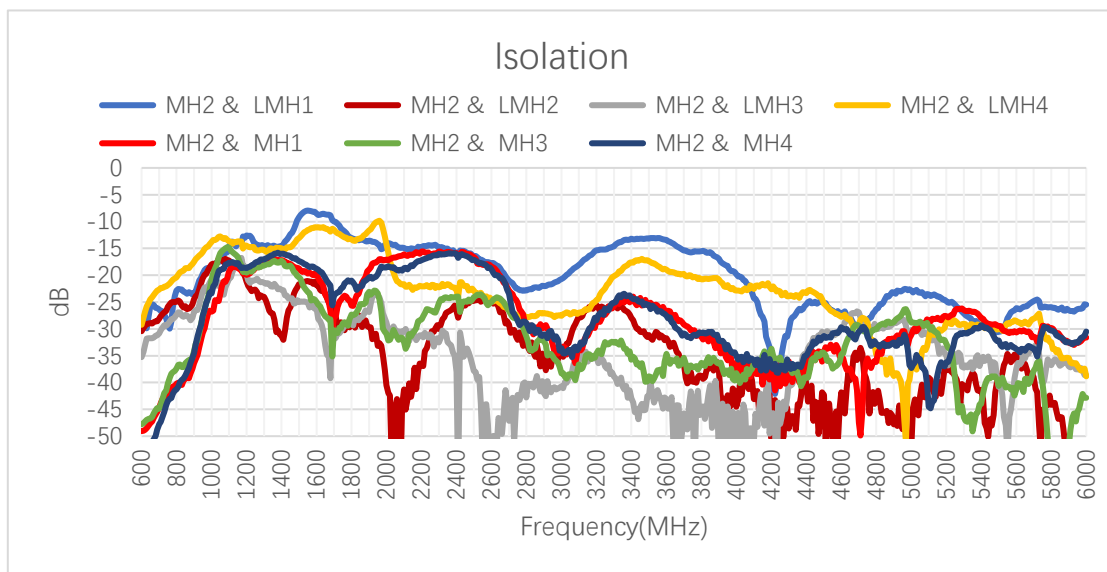
3.1.3.2.4. LMH4



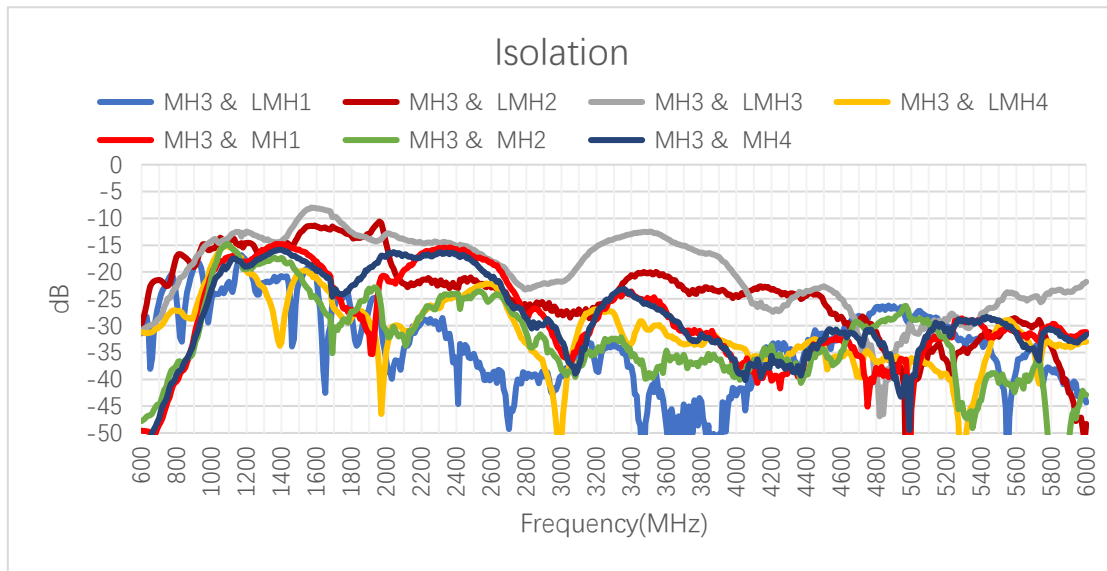
3.1.3.2.5. MH1



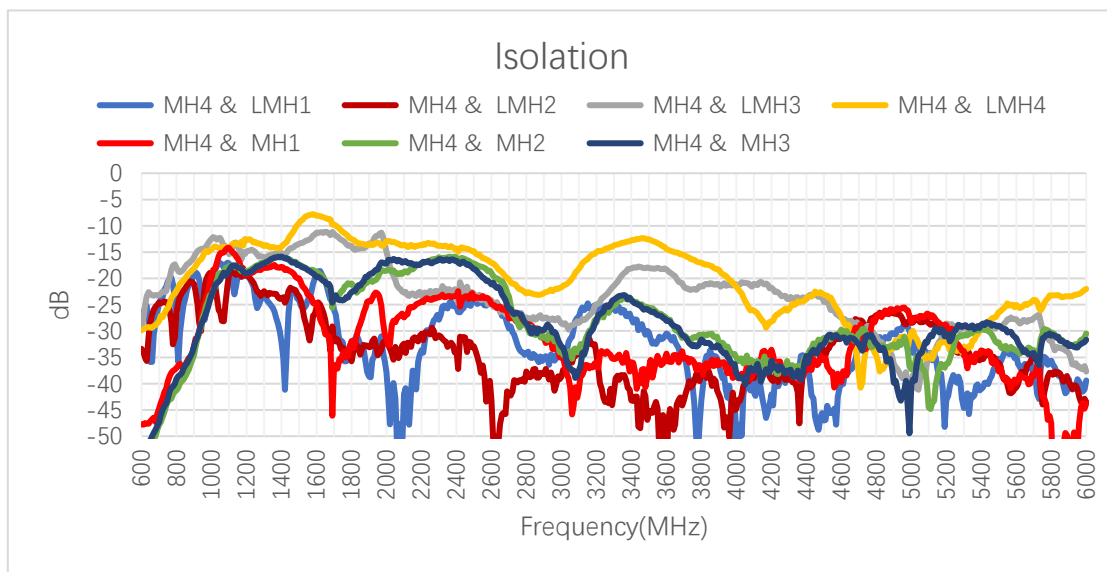
3.1.3.2.6. MH2



3.1.3.2.7. MH3



3.1.3.2.8. MH4



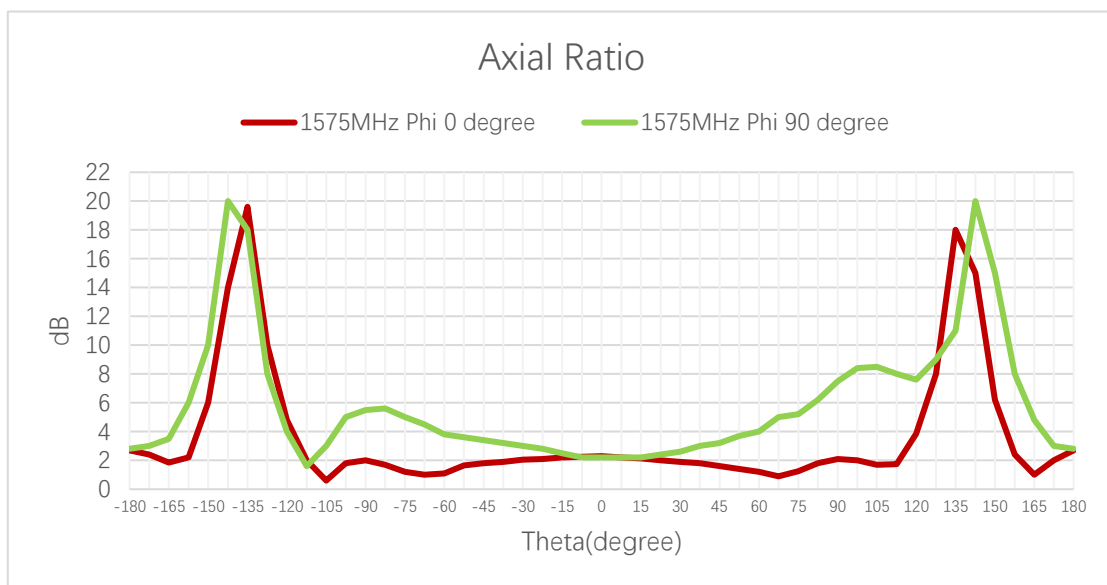
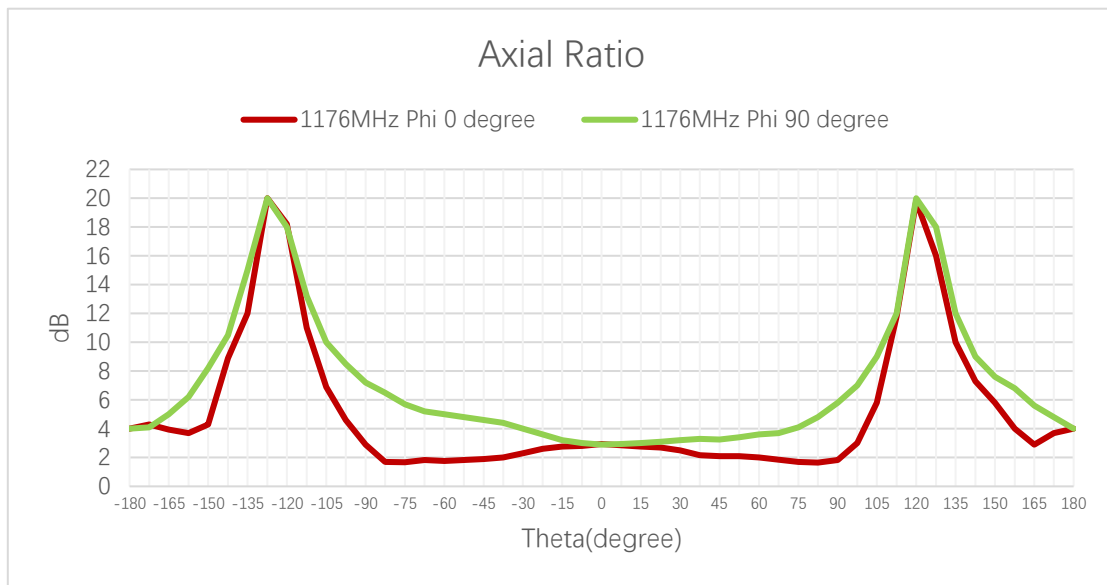
!

Max Isolation (dB)

	Band	B71	B12/ B13/ B28	B5/ B8/ B26	N74/ N75/ N76	B1/ B2/ B3	B40	Wi-Fi 2G	B38/ B41	B42/ B48/ N77	N79	Wi-Fi 5G
	Freq. (MHz)	600– 700	700– 810	820– 960	1420– 1520	1700– 2170	2300– 2400	2400– 2500	2500– 2690	3300– 4200	4400– 5000	5150– 5850
LMH1	FS	-10.8	-10.1	-9.6	-9.7	-10.3	-14.2	-14.9	-16.4	-13.0	-22.8	-21.7
	MP	-9.9	-9.3	-8.8	-8.4	-10.0	-14.7	-15.4	-16.4	-13.1	-22.6	-24.0
LMH2	FS	-10.8	-10.1	-9.7	-9.2	-9.6	-13.9	-14.9	-16.6	-12.9	-23.9	-21.9
	MP	-9.2	-9.2	-8.8	-9.0	-9.8	-13.8	-14.1	-15.3	-11.6	-23.6	-24.4
LMH3	FS	-11.0	-10.8	-9.9	-9.4	-10.2	-14.4	-15.5	-16.4	-13.2	-22.8	-21.9
	MP	-10.0	-9.7	-9.6	-9.1	-9.7	-14.4	-14.9	-15.9	-12.5	-22.7	-23.3
LMH4	FS	-11.0	-10.3	-9.6	-10.0	-10.6	-13.8	-15.1	-15.9	-13.0	-23.9	-22.4
	MP	-9.2	-9.2	-9.4	-8.8	-9.7	-13.8	-14.1	-14.8	-12.3	-22.5	-23.2
MH1	FS	-23.7	-20.5	-17.9	-9.2	-9.6	-13.9	-14.9	-16.6	-12.9	-22.8	-21.9
	MP	-22.8	-18.6	-14.5	-9.0	-9.8	-13.8	-14.1	-15.3	-11.6	-23.3	-24.4
MH2	FS	-24.2	-20.5	-17.6	-9.7	-10.3	-14.2	-14.9	-16.4	-13.0	-24.5	-21.7
	MP	-22.7	-19.9	-15.1	-8.4	-9.8	-14.7	-15.4	-16.4	-13.1	-22.6	-24.0
MH3	FS	-24.0	-20.8	-17.7	-9.4	-10.2	-14.4	-15.5	-16.4	-13.2	-23.7	-21.9
	MP	-21.5	-16.7	-14.8	-9.1	-9.7	-14.4	-14.9	-15.9	-12.5	-22.7	-23.3
MH4	FS	-22.5	-19.8	-16.8	-10.0	-10.6	-13.8	-15.1	-15.9	-13.0	-22.8	-22.4
	MP	-22.6	-17.3	-14.3	-8.8	-9.7	-13.8	-14.1	-14.8	-12.3	-22.5	-23.2

- FS: In Free Space
- MP: On 300 × 400 mm Metal Plane

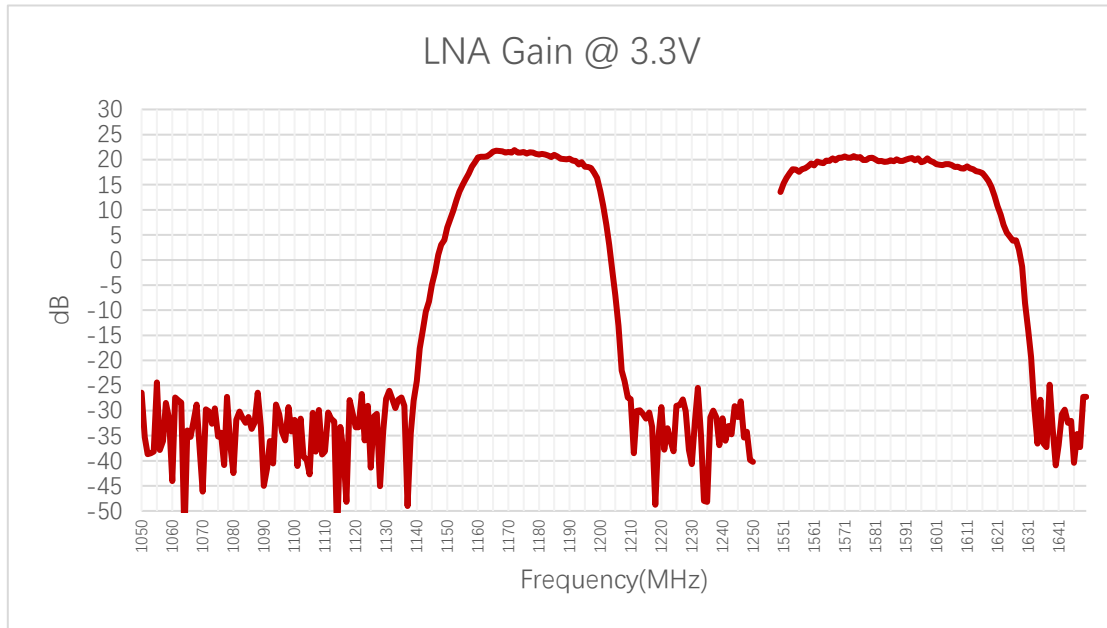
3.1.4. GNSS Axial Ratio



Axial Ratio (dB)

Frequency (MHz)		1176	1227	1575
GNSS	Phi = 0 (deg) Theta = 0 (deg)	2.8	-	2.2
	Phi = 90 (deg) Theta = 0 (deg)	2.8	-	2.2

3.1.5. GNSS LNA Gain

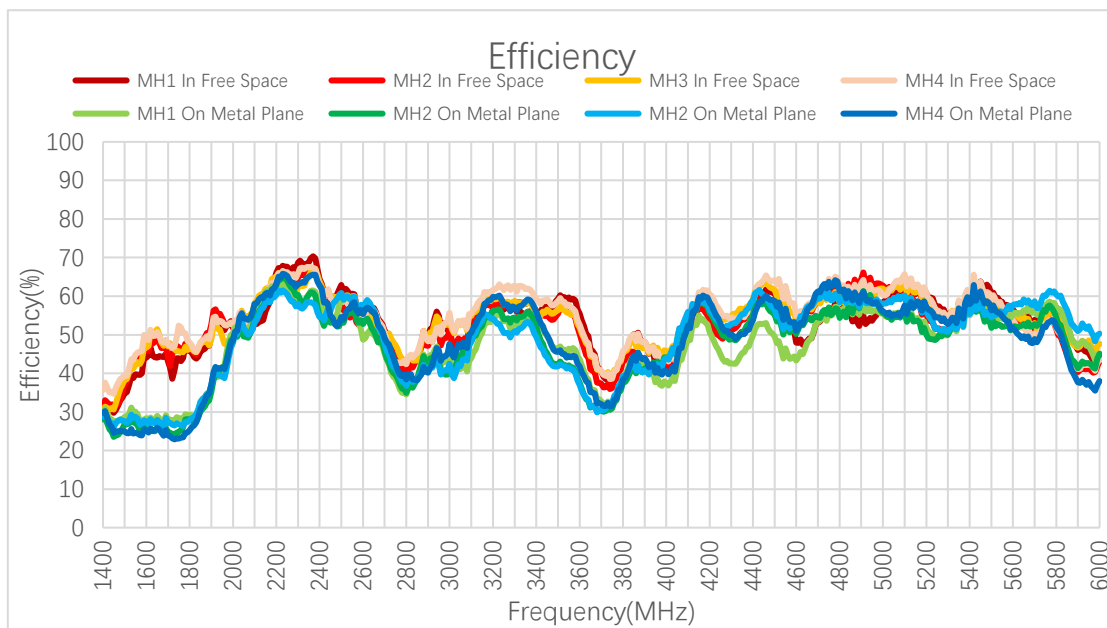
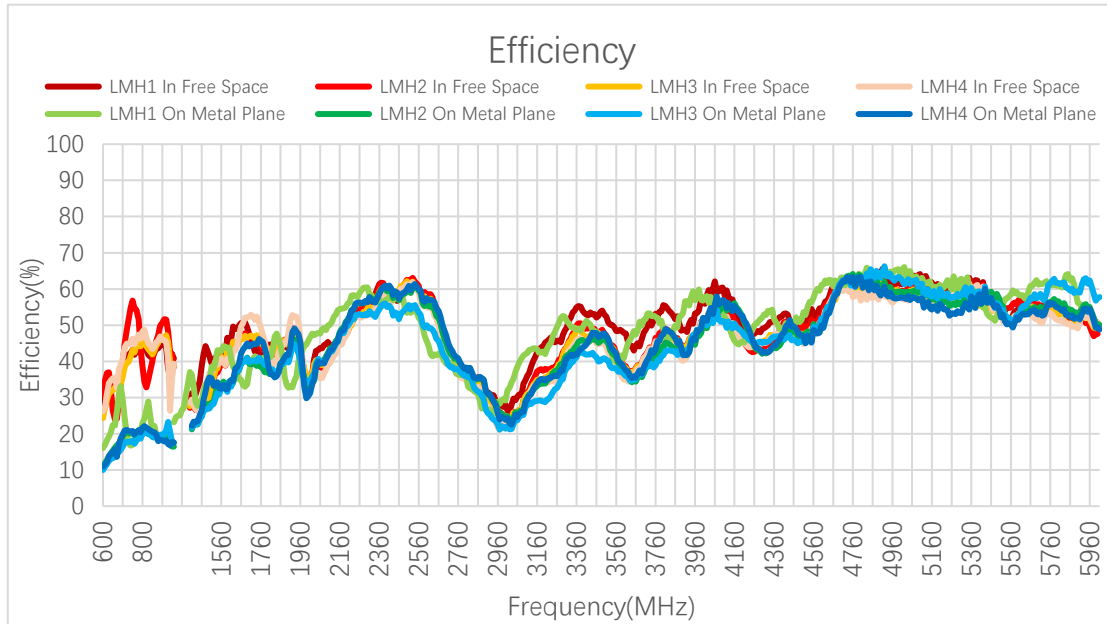


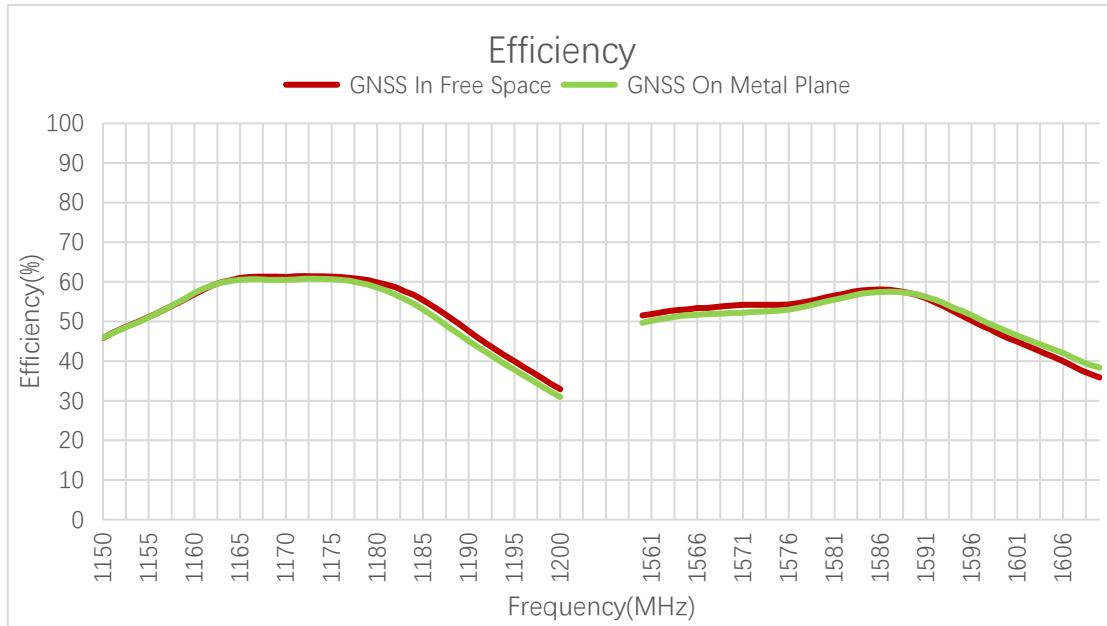
LNA Gain (dB)

Frequency (MHz)	1176	1227	1561	1575	1602
GNSS	21.2	-	18.8	20.4	19.0

3.2. Radiation Performance Test

3.2.1. Efficiency





Efficiency (%)

Frequency (MHz)		600	630	710	830	900	960	1440	1710	1740	1880
LMH1	FS	28.6	34.5	40.6	41.9	44.7	40.7	32.6	46.7	43.6	45.3
	MP	11.1	17.3	18.2	16.7	24.2	19.8	26.5	37.7	35.0	41.8
LMH2	FS	30.7	37.0	44.8	34.8	50.7	38.5	26.6	46.9	47.0	46.0
	MP	10.9	13.9	20.2	20.1	18.8	16.4	24.1	39.4	39.4	41.1
LMH3	FS	24.4	31.2	38.4	43.3	46.4	38.8	27.9	47.1	47.2	45.8
	MP	10.0	12.6	17.5	19.9	19.8	17.6	24.1	40.2	41.0	40.2
LMH4	FS	26.2	34.0	43.7	45.0	45.9	39.4	26.3	52.9	52.3	45.3
	MP	11.0	13.7	20.9	21.4	18.2	17.5	25.1	44.9	46.1	41.8
Frequency (MHz)		1950	2140	2350	2450	2600	3600	4700	5000	5500	6000
LMH1	FS	43.7	43.5	60.1	56.7	55.7	47.9	62.6	61.4	55.2	50.6
	MP	41.0	47.7	59.6	55.1	53.4	45.7	62.4	63.9	54.8	55.0
LMH2	FS	45.4	43.4	59.1	57.5	58.4	38.8	61.6	59.2	54.3	47.6
	MP	41.8	46.2	59.0	56.8	55.2	36.3	62.3	58.9	55.2	50.1
LMH3	FS	44.8	43.7	57.7	57.8	57.1	38.5	60.6	58.8	52.5	49.6
	MP	40.3	45.4	54.4	51.6	49.2	35.9	62.6	62.3	54.0	57.7

LMH4	FS	50.7	42.1	56.6	57.2	54.9	34.9	60.4	57.6	52.4	50.7
	MP	45.3	45.7	58.7	57.3	56.8	37.5	62.2	57.7	52.2	48.8

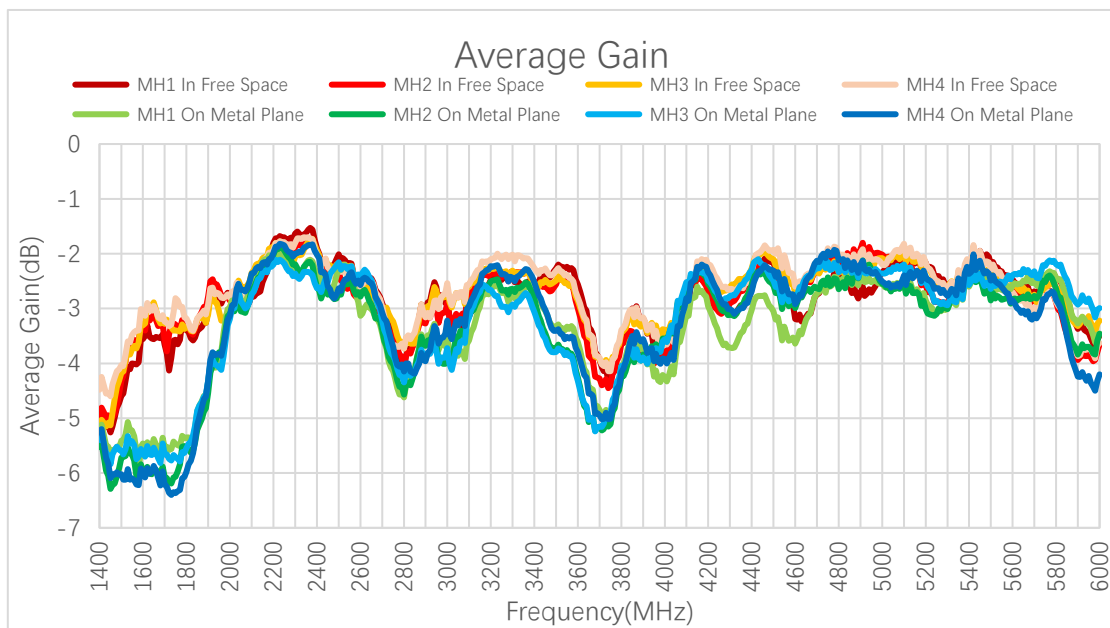
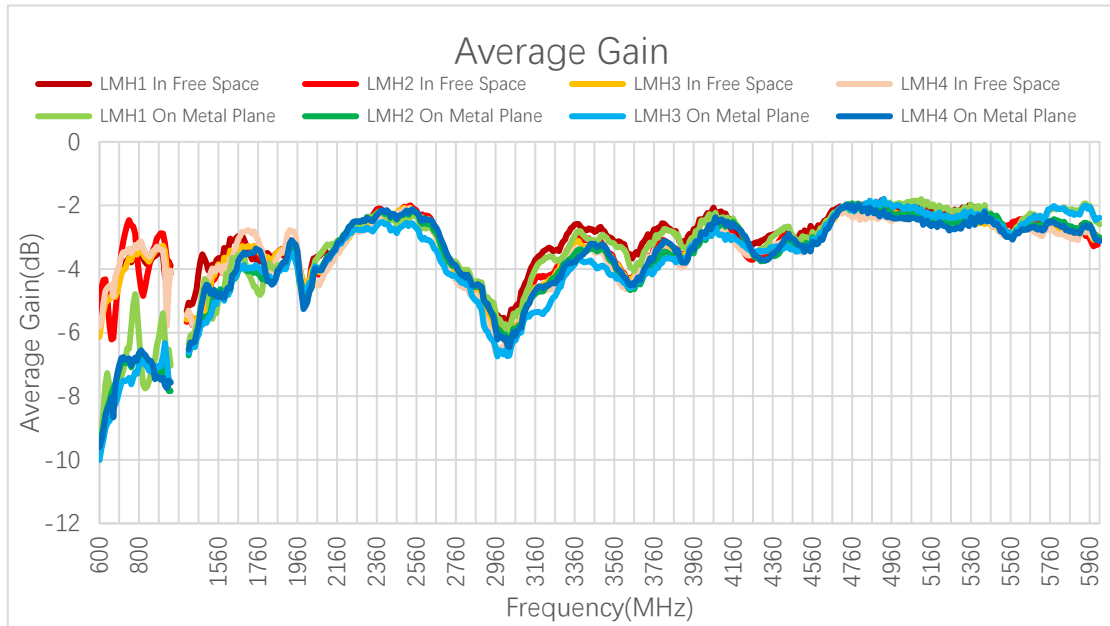
Efficiency (%)

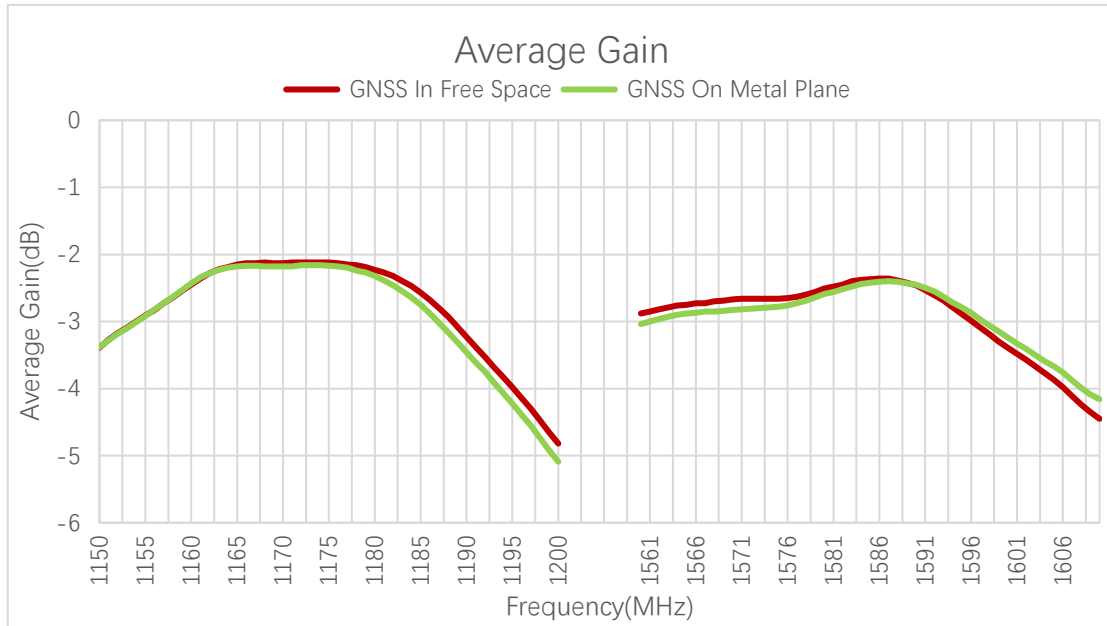
Frequency (MHz)		600	630	710	830	900	960	1440	1710	1740	1880
MH1	FS	-	-	-	-	-	-	30.7	41.5	43.9	47.3
	MP	-	-	-	-	-	-	28.1	28.1	28.7	34.7
MH2	FS	-	-	-	-	-	-	32.0	41.9	47.1	50.4
	MP	-	-	-	-	-	-	24.9	24.6	24.6	32.5
MH3	FS	-	-	-	-	-	-	31.1	47.8	45.7	48.1
	MP	-	-	-	-	-	-	27.1	27.2	27.1	34.6
MH4	FS	-	-	-	-	-	-	35.2	47.2	49.4	49.6
	MP	-	-	-	-	-	-	26.1	23.7	23.2	34.2
Frequency (MHz)		1950	2140	2350	2450	2600	3600	4700	5000	5500	6000
MH1	FS	51.4	53.8	68.9	59.3	56.1	55.4	53.1	58.4	60.5	44.8
	MP	40.2	59.7	60.6	54.0	48.7	43.6	53.3	55.8	54.6	45.1
MH2	FS	54.3	58.1	66.8	58.7	53.0	50.2	58.8	62.8	56.4	43.1
	MP	41.7	57.3	60.4	53.1	52.7	37.5	54.5	55.6	51.8	45.1
MH3	FS	49.6	60.6	65.3	59.7	56.1	51.8	58.5	62.0	57.6	47.7
	MP	39.2	56.9	58.4	56.1	57.0	37.0	59.3	58.1	54.5	50.3
MH4	FS	53.3	58.0	67.5	59.6	54.6	52.5	61.1	60.3	59.0	43.4
	MP	41.4	59.5	65.0	54.9	55.4	41.7	61.2	56.1	56.3	38.0

Efficiency (%)

Frequency (MHz)		1176	1227	1561	1575	1602
GNSS	FS	61.2	-	51.9	54.2	43.9
	MP	60.5	-	50.1	52.8	45.6

3.2.2. Average Gain





Average Gain (dB)

Frequency (MHz)		600	630	710	830	900	960	1440	1710	1740	1880
LMH1	FS	-5.4	-4.6	-3.9	-3.8	-3.5	-3.9	-4.9	-3.3	-3.6	-3.4
	MP	-9.6	-7.6	-7.4	-7.8	-6.2	-7.0	-5.8	-4.2	-4.6	-3.8
LMH2	FS	-5.1	-4.3	-3.5	-4.6	-3.0	-4.2	-5.8	-3.3	-3.3	-3.4
	MP	-9.6	-8.6	-6.9	-7.0	-7.3	-7.8	-6.2	-4.0	-4.0	-3.9
LMH3	FS	-6.1	-5.1	-4.2	-3.6	-3.3	-4.1	-5.5	-3.3	-3.3	-3.4
	MP	-10.0	-9.0	-7.6	-7.0	-7.0	-7.6	-6.2	-4.0	-3.9	-4.0
LMH4	FS	-5.8	-4.7	-3.6	-3.5	-3.4	-4.1	-5.8	-2.8	-2.8	-3.4
	MP	-9.6	-8.6	-6.8	-6.7	-7.4	-7.6	-6.0	-3.5	-3.4	-3.8
Frequency (MHz)		1950	2140	2350	2450	2600	3600	4700	5000	5500	6000
LMH1	FS	-3.6	-3.6	-2.2	-2.5	-2.5	-3.2	-2.0	-2.1	-2.6	-3.0
	MP	-3.9	-3.2	-2.3	-2.6	-2.7	-3.4	-2.1	-2.0	-2.6	-2.6
LMH2	FS	-3.4	-3.6	-2.3	-2.4	-2.3	-4.1	-2.1	-2.3	-2.7	-3.2
	MP	-3.8	-3.4	-2.3	-2.5	-2.6	-4.4	-2.1	-2.3	-2.6	-3.0
LMH3	FS	-3.5	-3.6	-2.4	-2.4	-2.4	-4.1	-2.2	-2.3	-2.8	-3.1
	MP	-4.0	-3.4	-2.6	-2.9	-3.1	-4.4	-2.0	-2.1	-2.7	-2.4

LMH4	FS	-3.0	-3.8	-2.5	-2.4	-2.6	-4.6	-2.2	-2.4	-2.8	-3.0
	MP	-3.4	-3.4	-2.3	-2.4	-2.5	-4.3	-2.1	-2.4	-2.8	-3.1

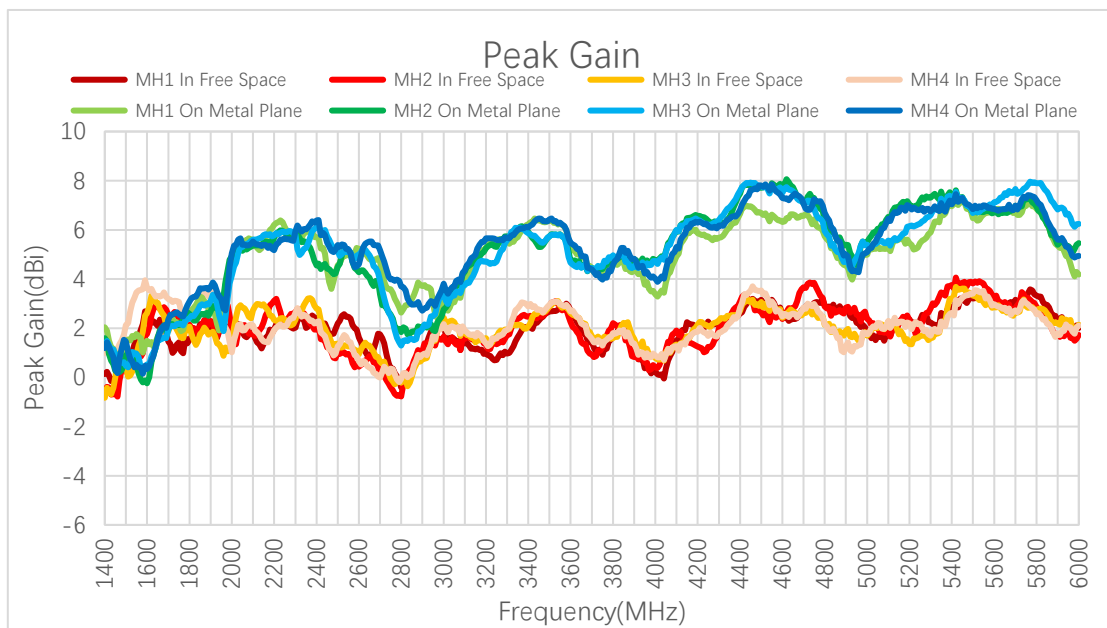
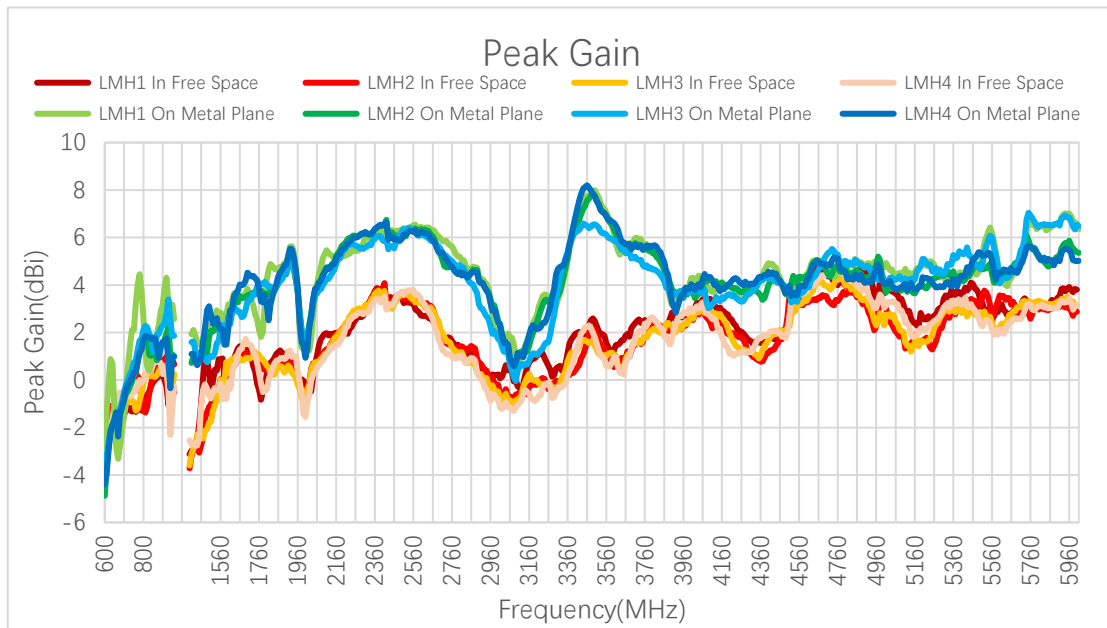
Average Gain (dB)

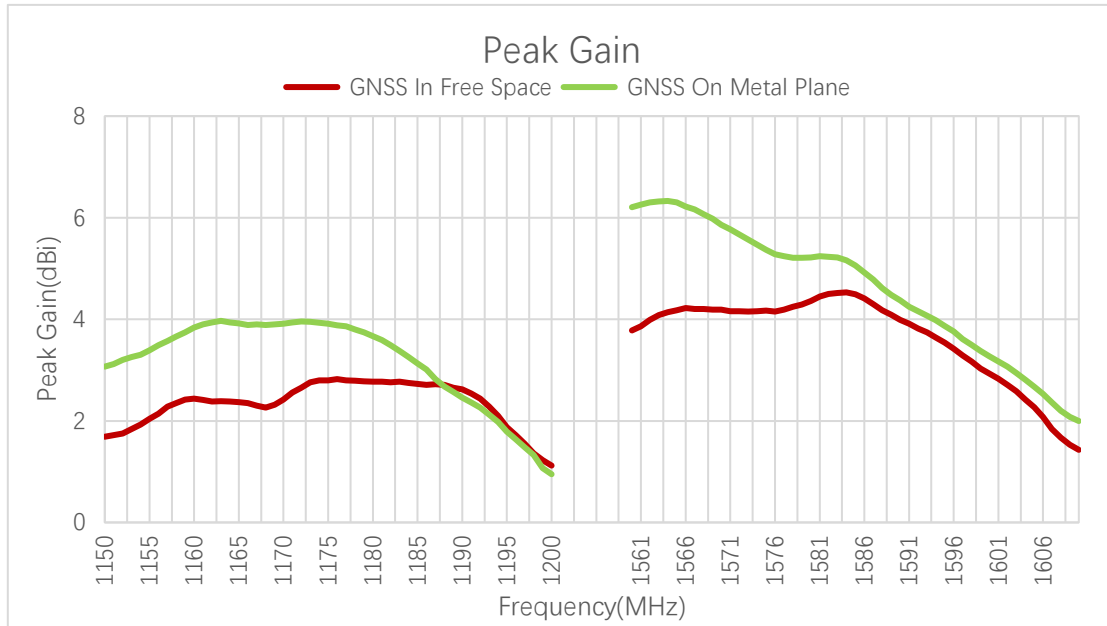
Frequency (MHz)		600	630	710	830	900	960	1440	1710	1740	1880
MH1	FS	-	-	-	-	-	-	-5.1	-3.8	-3.6	-3.3
	MP	-	-	-	-	-	-	-5.5	-5.5	-5.4	-4.6
MH2	FS	-	-	-	-	-	-	-5.0	-3.8	-3.3	-3.0
	MP	-	-	-	-	-	-	-6.1	-6.1	-6.1	-4.9
MH3	FS	-	-	-	-	-	-	-5.1	-3.2	-3.4	-3.2
	MP	-	-	-	-	-	-	-5.7	-5.7	-5.7	-4.6
MH4	FS	-	-	-	-	-	-	-4.5	-3.3	-3.1	-3.0
	MP	-	-	-	-	-	-	-5.8	-6.3	-6.4	-4.7
Frequency (MHz)		1950	2140	2350	2450	2600	3600	4700	5000	5500	6000
MH1	FS	-2.9	-2.7	-1.6	-2.3	-2.5	-2.6	-2.8	-2.3	-2.2	-3.5
	MP	-4.0	-2.2	-2.2	-2.7	-3.1	-3.6	-2.7	-2.5	-2.6	-3.5
MH2	FS	-2.7	-2.4	-1.8	-2.3	-2.8	-3.0	-2.3	-2.0	-2.5	-3.7
	MP	-3.8	-2.4	-2.2	-2.8	-2.8	-4.3	-2.6	-2.6	-2.9	-3.5
MH3	FS	-3.1	-2.2	-1.9	-2.2	-2.5	-2.9	-2.3	-2.1	-2.4	-3.2
	MP	-4.1	-2.5	-2.3	-2.5	-2.4	-4.3	-2.3	-2.4	-2.6	-3.0
MH4	FS	-2.7	-2.4	-1.7	-2.3	-2.6	-2.8	-2.1	-2.2	-2.3	-3.6
	MP	-3.8	-2.3	-1.9	-2.6	-2.6	-3.8	-2.1	-2.5	-2.5	-4.2

Average Gain (dB)

Frequency (MHz)		1176	1227	1561	1575	1602
GNSS	FS	-2.1	-	-2.9	-2.7	-3.6
	MP	-2.2	-	-3.0	-2.8	-3.4

3.2.3. Peak Gain





Peak Gain (dBi)

Frequency (MHz)		600	630	710	830	900	960	1440	1710	1740	1880
LMH1	FS	-5.4	-4.6	-3.9	-3.8	-3.5	-3.9	-4.9	-3.3	-3.6	-3.4
	MP	-9.6	-7.6	-7.4	-7.8	-6.2	-7.0	-5.8	-4.2	-4.6	-3.8
LMH2	FS	-5.1	-4.3	-3.5	-4.6	-3.0	-4.2	-5.8	-3.3	-3.3	-3.4
	MP	-9.6	-8.6	-6.9	-7.0	-7.3	-7.8	-6.2	-4.0	-4.0	-3.9
LMH3	FS	-6.1	-5.1	-4.2	-3.6	-3.3	-4.1	-5.5	-3.3	-3.3	-3.4
	MP	-10.0	-9.0	-7.6	-7.0	-7.0	-7.6	-6.2	-4.0	-3.9	-4.0
LMH4	FS	-5.8	-4.7	-3.6	-3.5	-3.4	-4.1	-5.8	-2.8	-2.8	-3.4
	MP	-9.6	-8.6	-6.8	-6.7	-7.4	-7.6	-6.0	-3.5	-3.4	-3.8
Frequency (MHz)		1950	2140	2350	2450	2600	3600	4700	5000	5500	6000
LMH1	FS	-3.6	-3.6	-2.2	-2.5	-2.5	-3.2	-2.0	-2.1	-2.6	-3.0
	MP	-3.9	-3.2	-2.3	-2.6	-2.7	-3.4	-2.1	-2.0	-2.6	-2.6
LMH2	FS	-3.4	-3.6	-2.3	-2.4	-2.3	-4.1	-2.1	-2.3	-2.7	-3.2
	MP	-3.8	-3.4	-2.3	-2.5	-2.6	-4.4	-2.1	-2.3	-2.6	-3.0
LMH3	FS	-3.5	-3.6	-2.4	-2.4	-2.4	-4.1	-2.2	-2.3	-2.8	-3.1
	MP	-4.0	-3.4	-2.6	-2.9	-3.1	-4.4	-2.0	-2.1	-2.7	-2.4

LMH4	FS	-3.0	-3.8	-2.5	-2.4	-2.6	-4.6	-2.2	-2.4	-2.8	-3.0
	MP	-3.4	-3.4	-2.3	-2.4	-2.5	-4.3	-2.1	-2.4	-2.8	-3.1

Peak Gain (dBi)

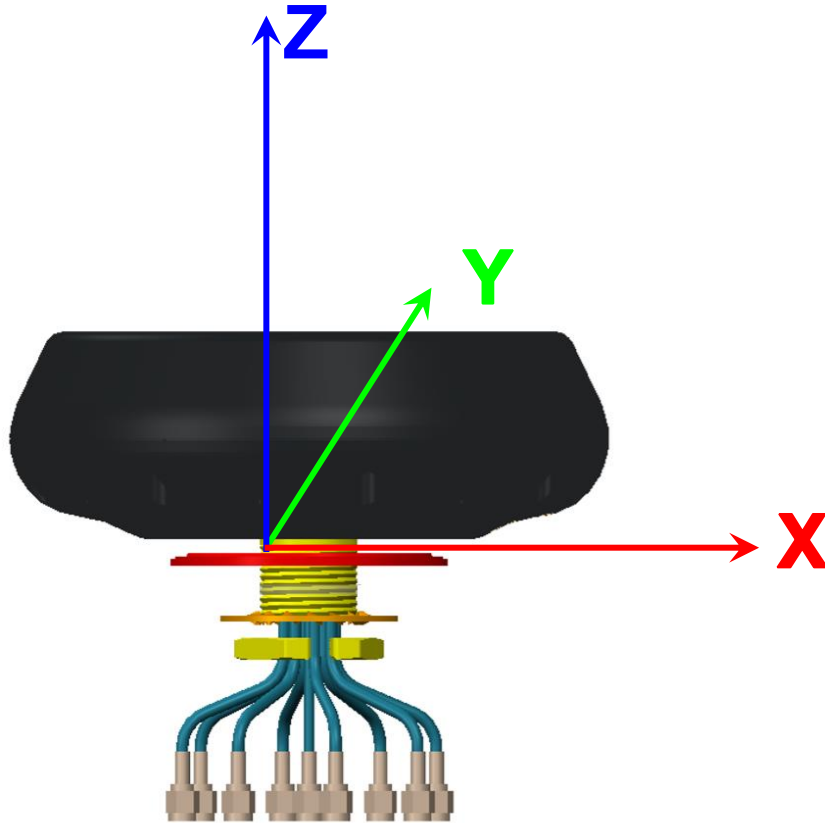
Frequency (MHz)		600	630	710	830	900	960	1440	1710	1740	1880
MH1	FS	-	-	-	-	-	-	-5.1	-3.8	-3.6	-3.3
	MP	-	-	-	-	-	-	-5.5	-5.5	-5.4	-4.6
MH2	FS	-	-	-	-	-	-	-5.0	-3.8	-3.3	-3.0
	MP	-	-	-	-	-	-	-6.1	-6.1	-6.1	-4.9
MH3	FS	-	-	-	-	-	-	-5.1	-3.2	-3.4	-3.2
	MP	-	-	-	-	-	-	-5.7	-5.7	-5.7	-4.6
MH4	FS	-	-	-	-	-	-	-4.5	-3.3	-3.1	-3.0
	MP	-	-	-	-	-	-	-5.8	-6.3	-6.4	-4.7
Frequency (MHz)		1950	2140	2350	2450	2600	3600	4700	5000	5500	6000
MH1	FS	-2.9	-2.7	-1.6	-2.3	-2.5	-2.6	-2.8	-2.3	-2.2	-3.5
	MP	-4.0	-2.2	-2.2	-2.7	-3.1	-3.6	-2.7	-2.5	-2.6	-3.5
MH2	FS	-2.7	-2.4	-1.8	-2.3	-2.8	-3.0	-2.3	-2.0	-2.5	-3.7
	MP	-3.8	-2.4	-2.2	-2.8	-2.8	-4.3	-2.6	-2.6	-2.9	-3.5
MH3	FS	-3.1	-2.2	-1.9	-2.2	-2.5	-2.9	-2.3	-2.1	-2.4	-3.2
	MP	-4.1	-2.5	-2.3	-2.5	-2.4	-4.3	-2.3	-2.4	-2.6	-3.0
MH4	FS	-2.7	-2.4	-1.7	-2.3	-2.6	-2.8	-2.1	-2.2	-2.3	-3.6
	MP	-3.8	-2.3	-1.9	-2.6	-2.6	-3.8	-2.1	-2.5	-2.5	-4.2

Peak Gain (dBi)

Frequency (MHz)		1176	1227	1561	1575	1602
GNSS	FS	2.8	-	3.9	4.2	2.7
	MP	3.9	-	6.3	5.4	3.1


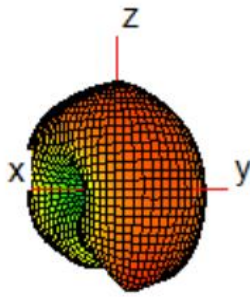
3.2.4. 3D & 2D Radiation Pattern

3.2.4.1. Test Status: In Free Space

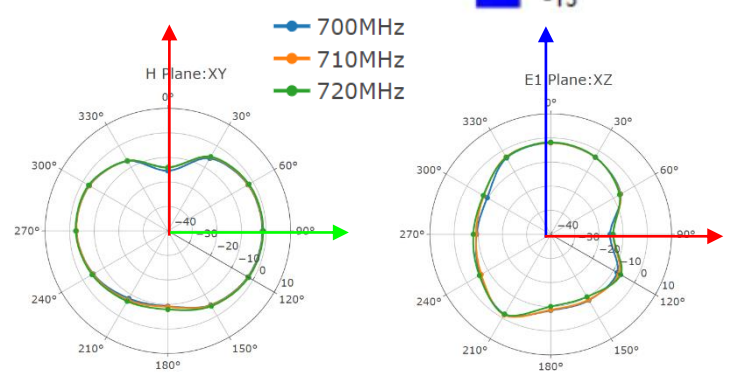
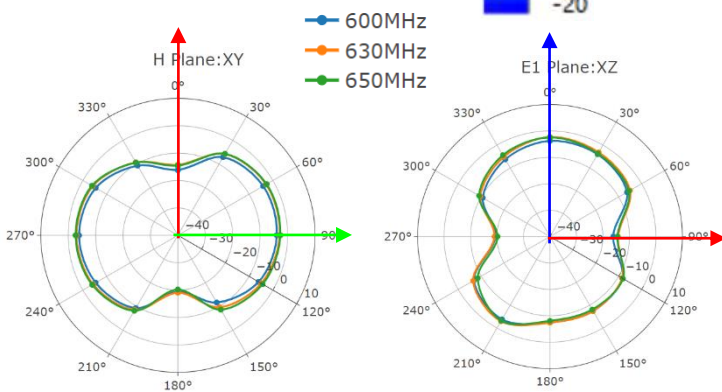

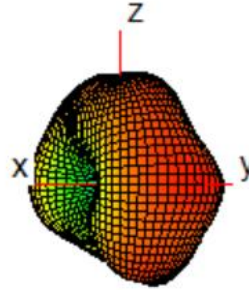


● LMH1


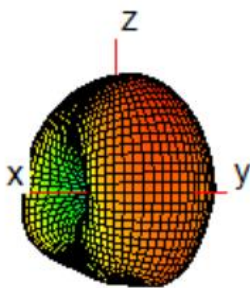
630 MHz



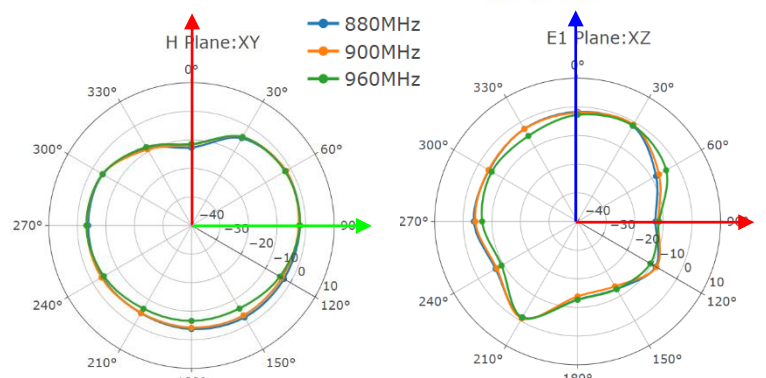
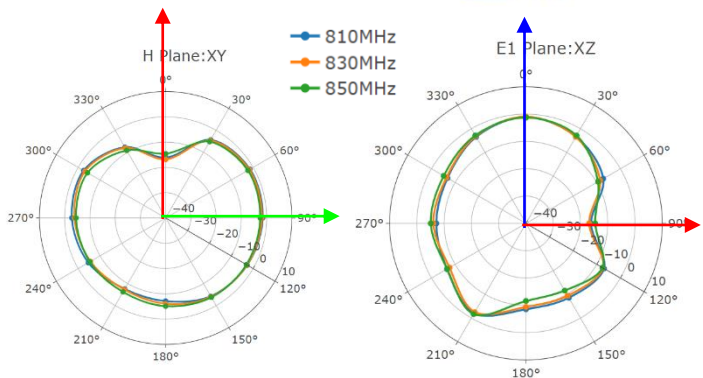

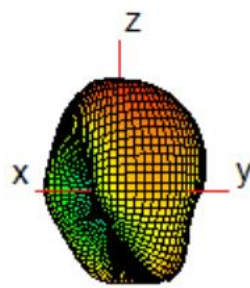
710 MHz



830MHz

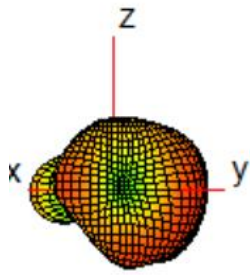


900MHz

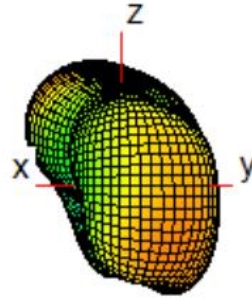
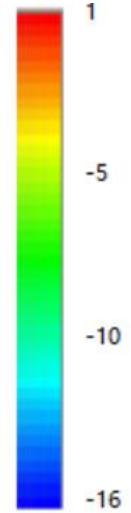


● **LMH1**

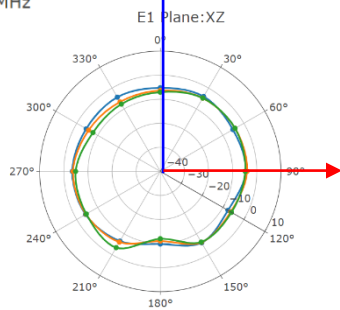
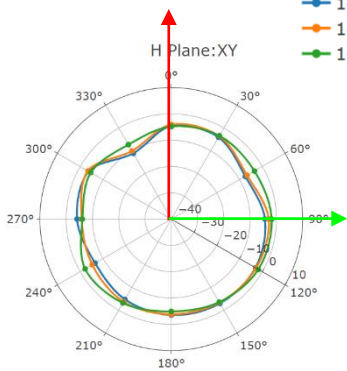
1440 MHz



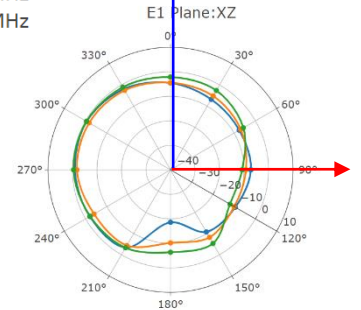
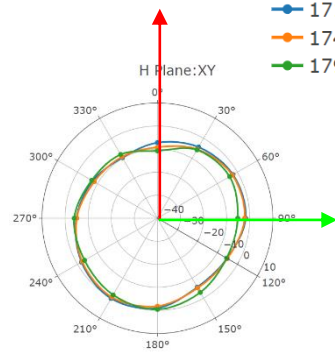
1740 MHz



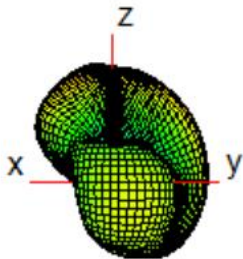
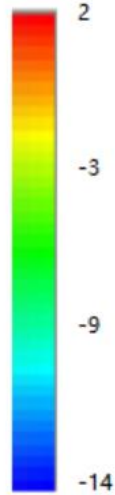
- 1410MHz
- 1440MHz
- 1470MHz



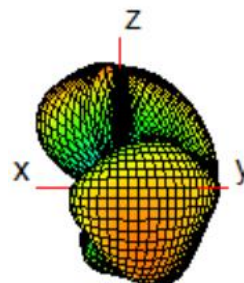
- 1710MHz
- 1740MHz
- 1790MHz



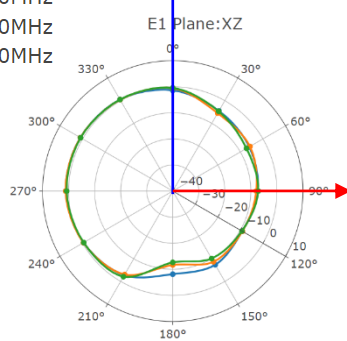
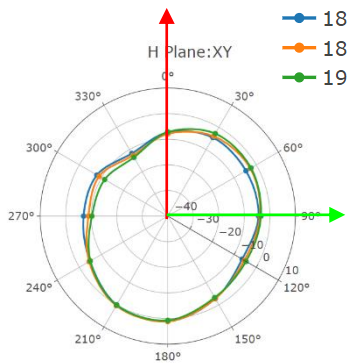
1880 MHz



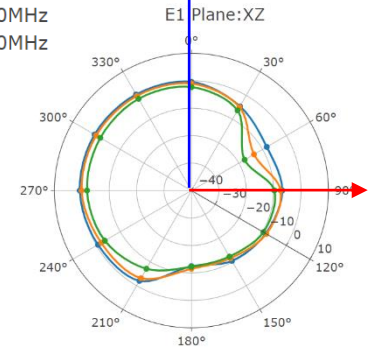
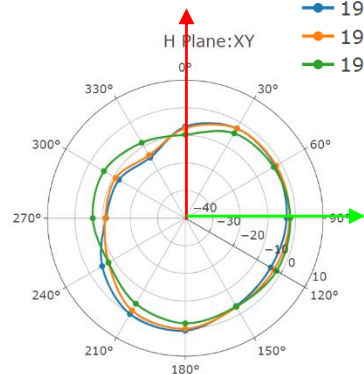
1950 MHz



- 1850MHz
- 1880MHz
- 1910MHz


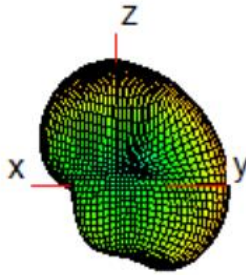


- 1920MHz
- 1950MHz
- 1980MHz


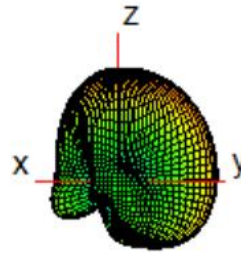


● **LMH1**

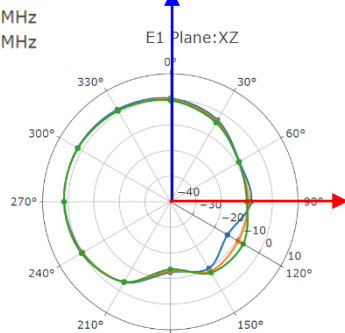
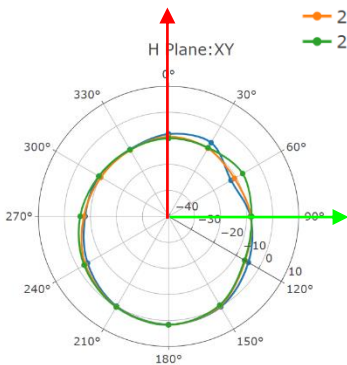
2140 MHz



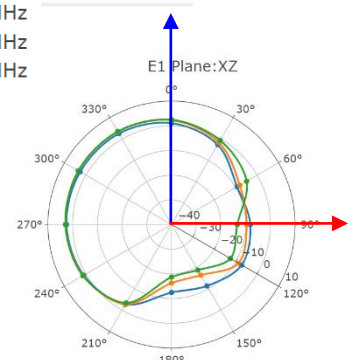
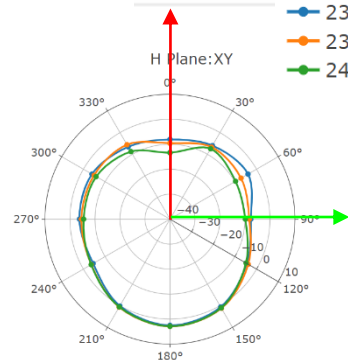
2350 MHz



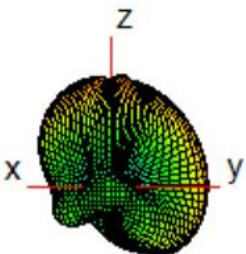
- 2110MHz
- 2140MHz
- 2170MHz




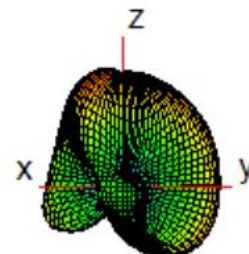
- 2300MHz
- 2350MHz
- 2400MHz



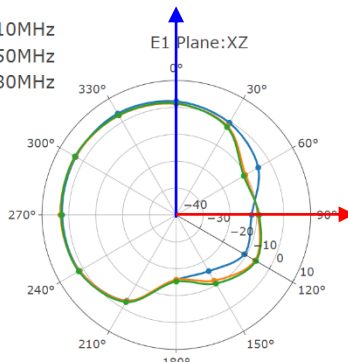
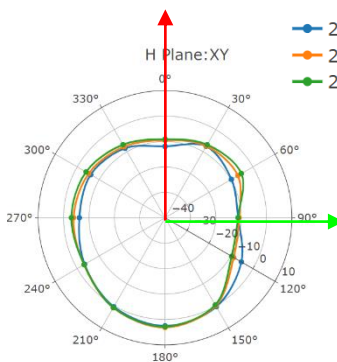
2450 MHz



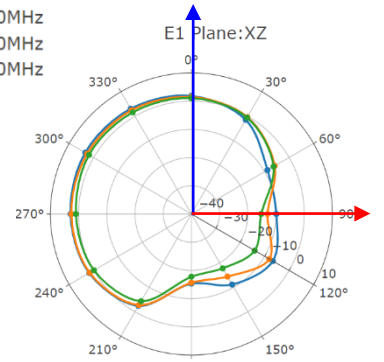
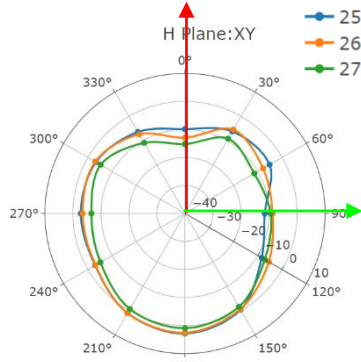
2600 MHz



- 2410MHz
- 2450MHz
- 2480MHz


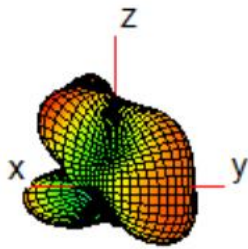


- 2500MHz
- 2600MHz
- 2700MHz


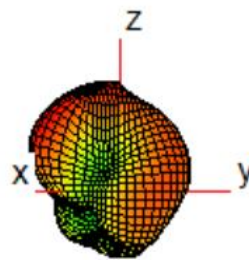


● **LMH1**

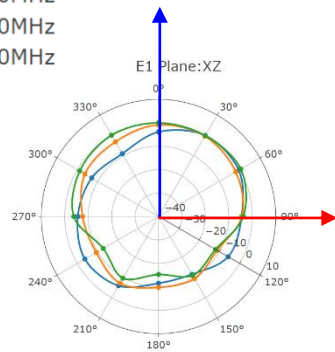
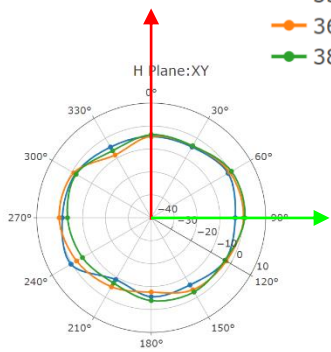
3600 MHz



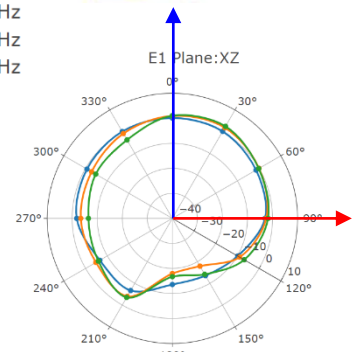
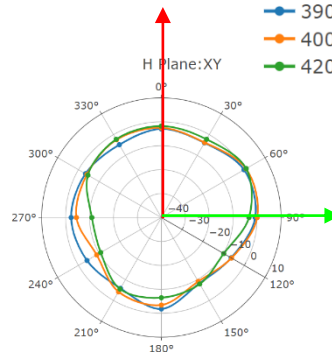
4000 MHz




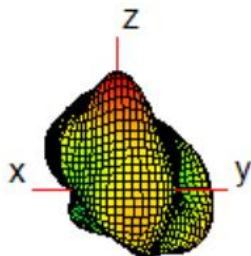
- 3300MHz
- 3600MHz
- 3800MHz




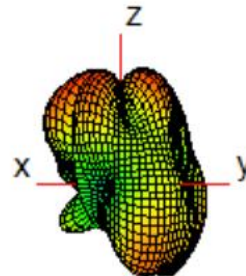
- 3900MHz
- 4000MHz
- 4200MHz



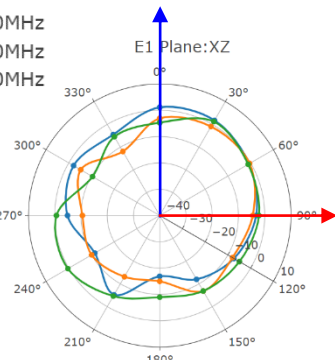
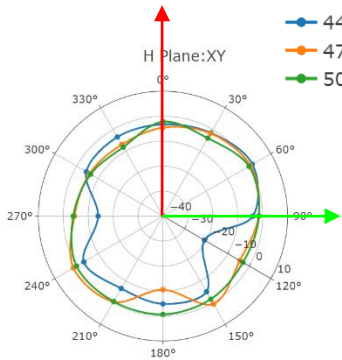
4700 MHz



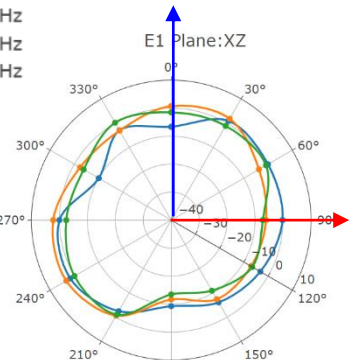
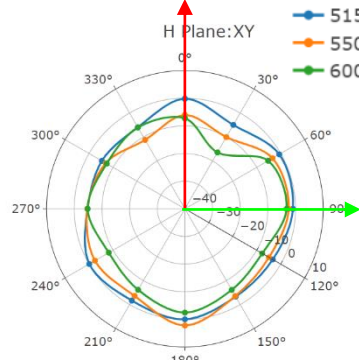
5500 MHz



- 4400MHz
- 4700MHz
- 5000MHz

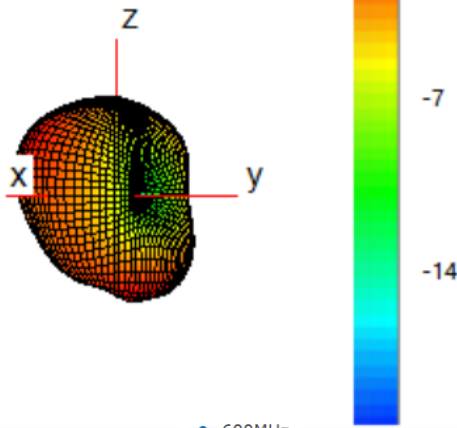


- 5150MHz
- 5500MHz
- 6000MHz

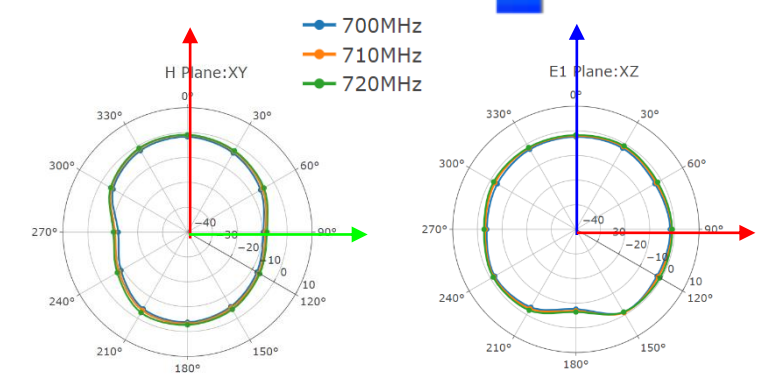
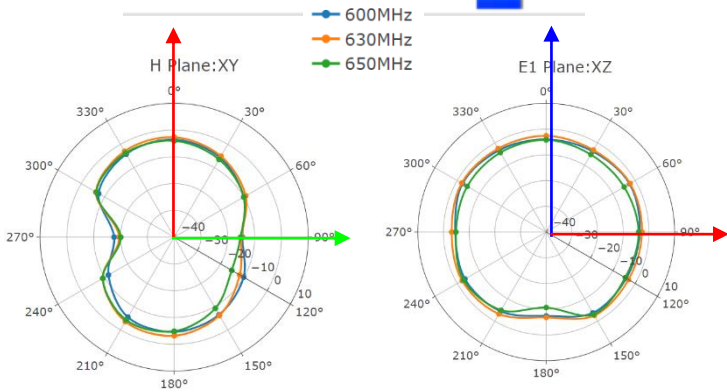
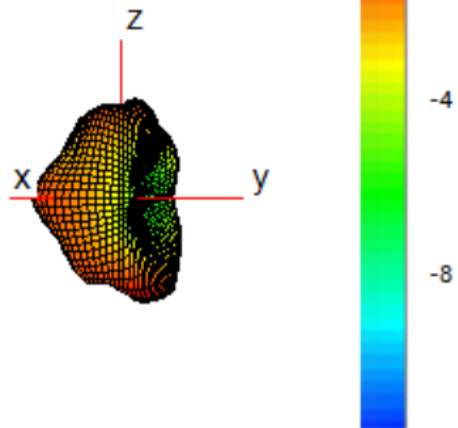


LMH2

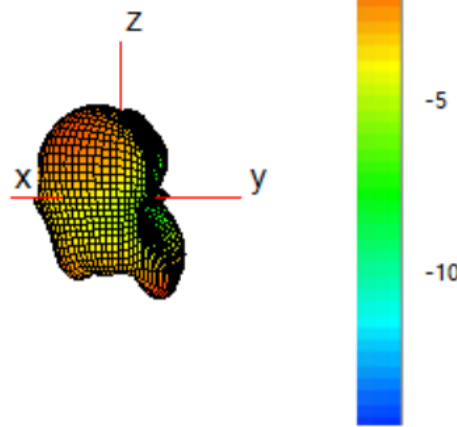
630 MHz



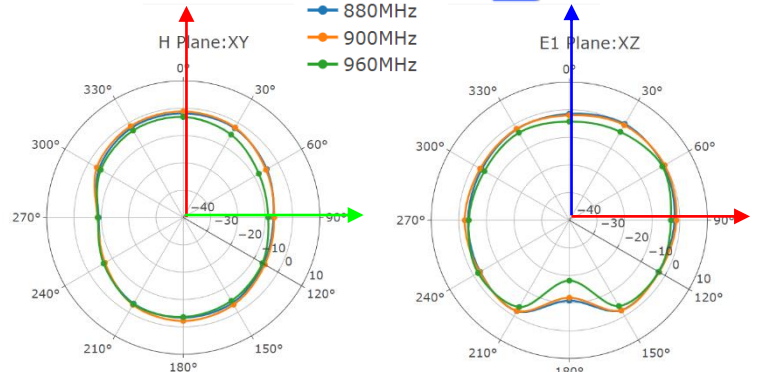
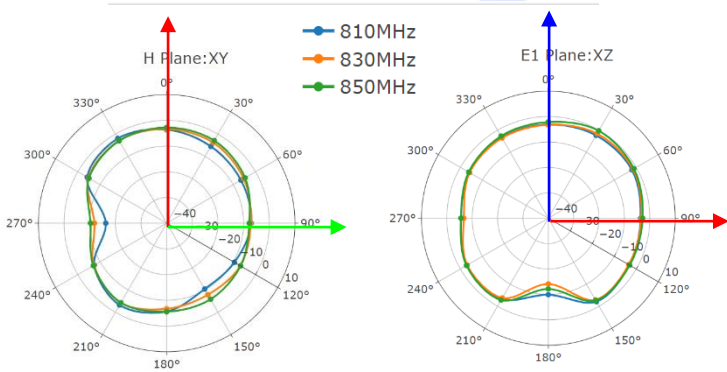
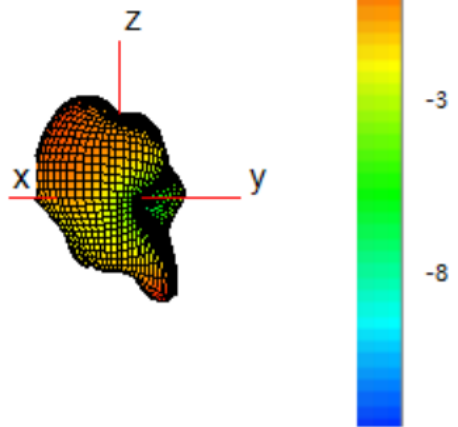
710 MHz



830MHz

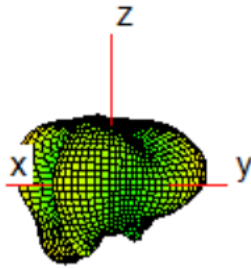


900MHz

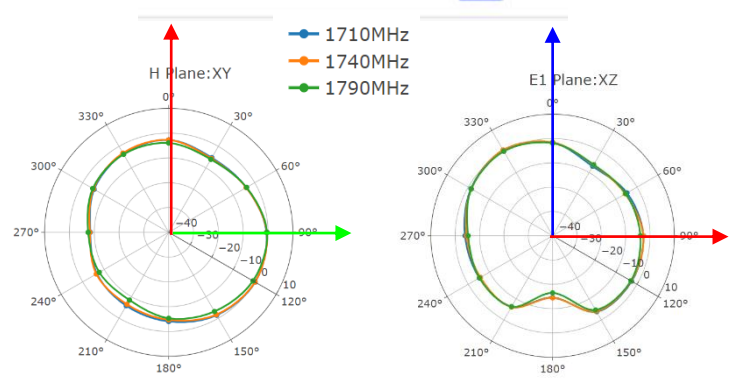
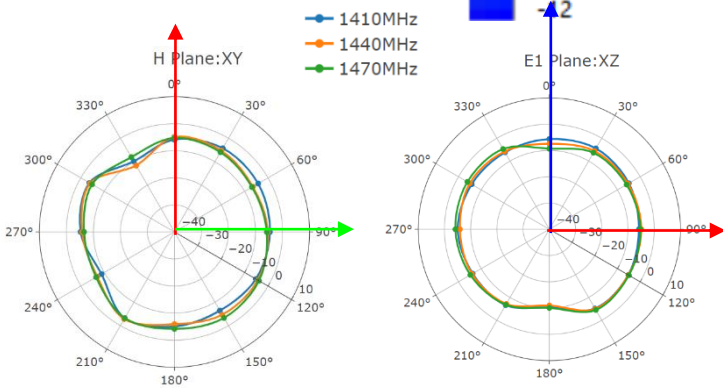

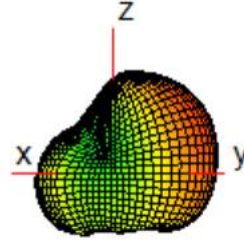


LMH2


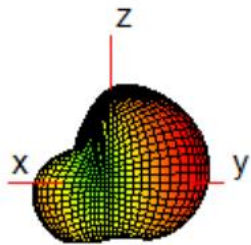
1440 MHz



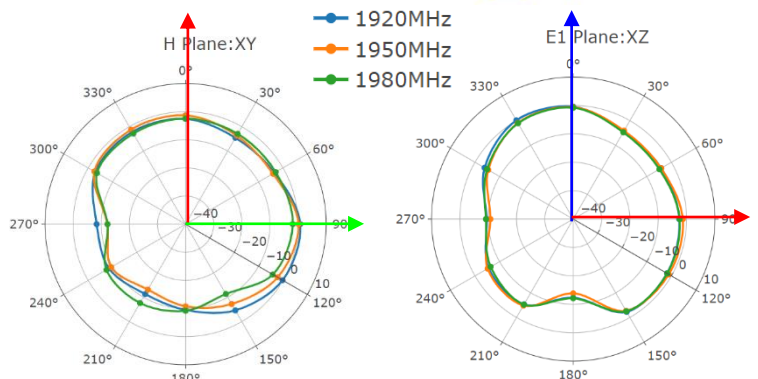
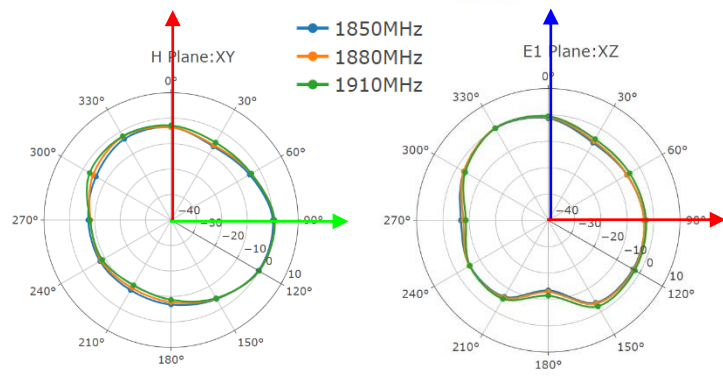

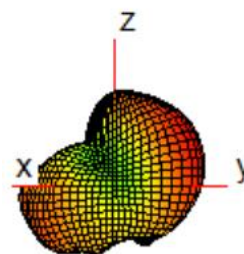
1740 MHz



1880 MHz


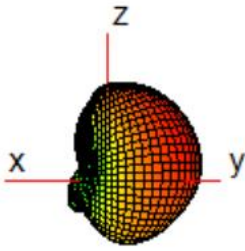


1950 MHz

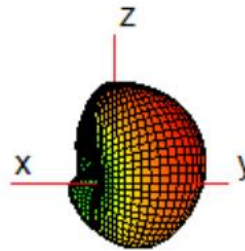


● **LMH2**

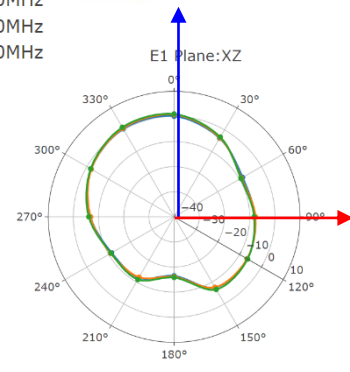
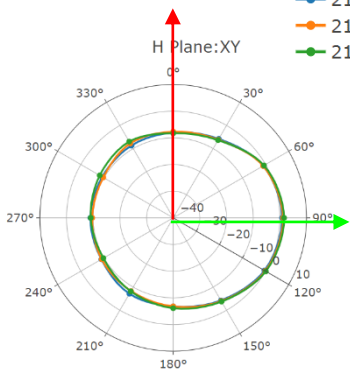
2140 MHz



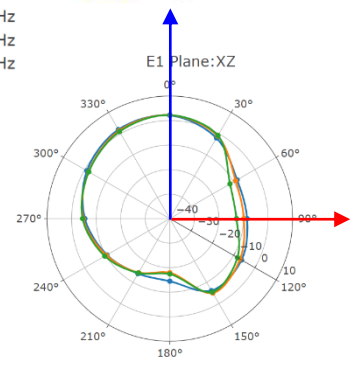
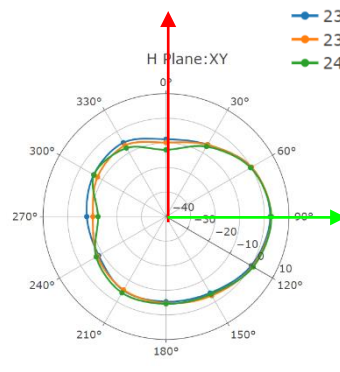
2350 MHz




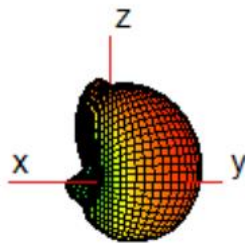
- 2110MHz
- 2140MHz
- 2170MHz



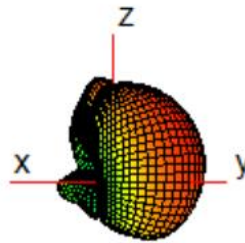
- 2300MHz
- 2350MHz
- 2400MHz



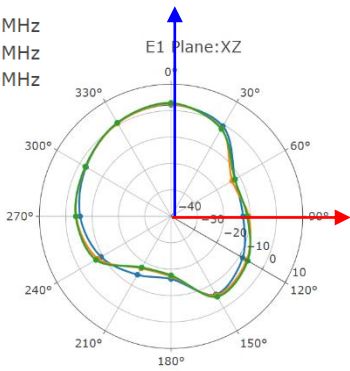
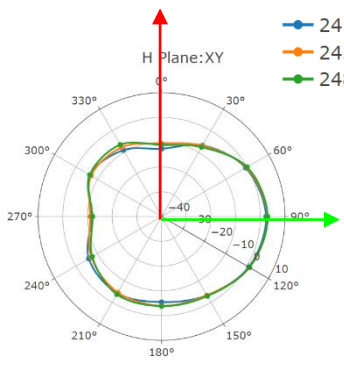
2450 MHz



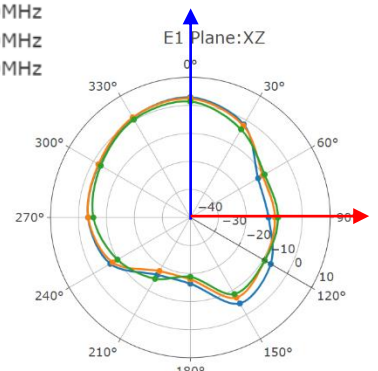
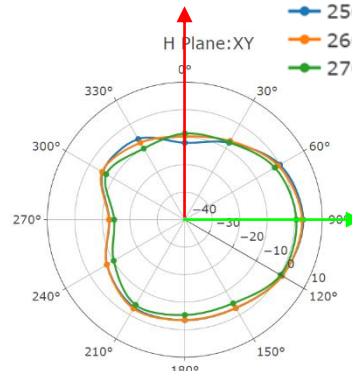
2600 MHz



- 2410MHz
- 2450MHz
- 2480MHz

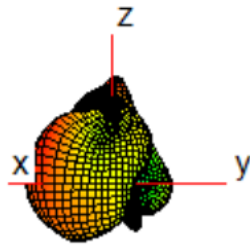


- 2500MHz
- 2600MHz
- 2700MHz

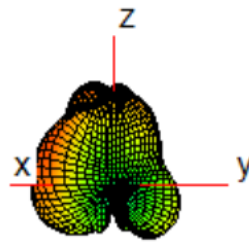


● **LMH2**

3600 MHz

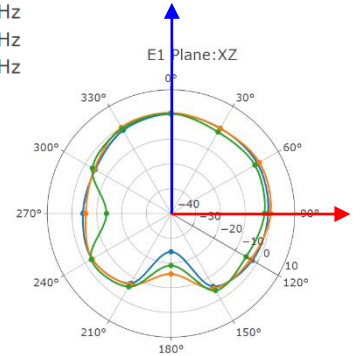
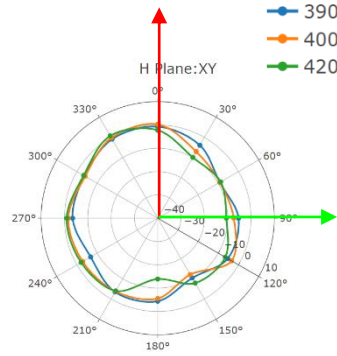
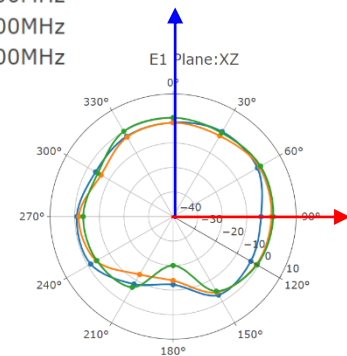
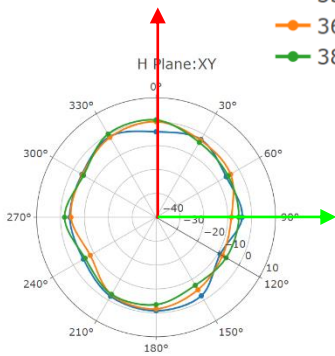


4000 MHz

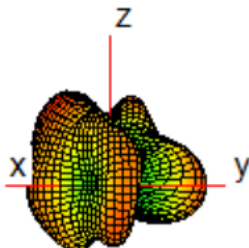


- 3300MHz
- 3600MHz
- 3800MHz


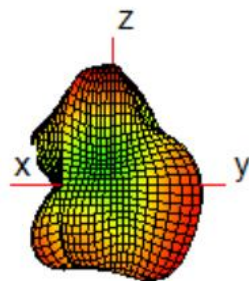
- 3900MHz
- 4000MHz
- 4200MHz



4700 MHz

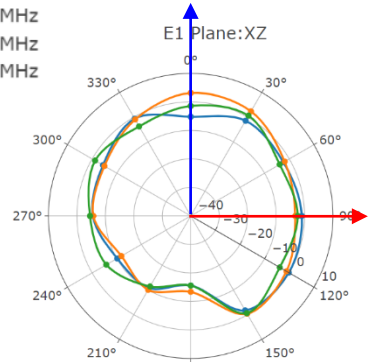
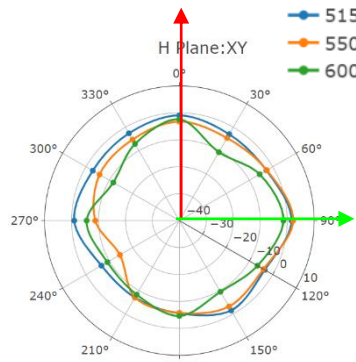
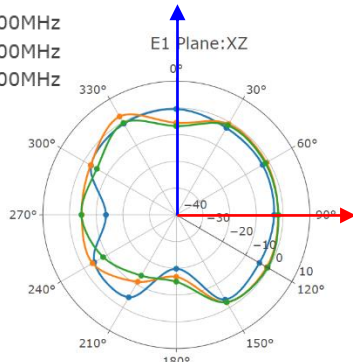
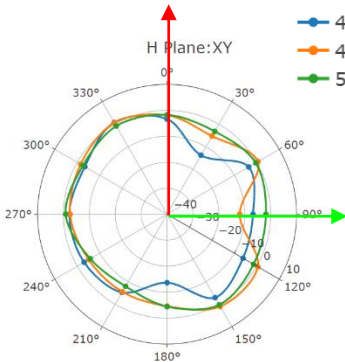


5500 MHz




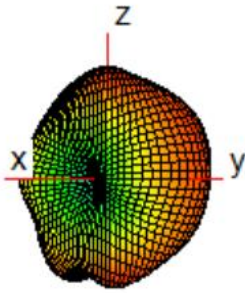
- 4400MHz
- 4700MHz
- 5000MHz

- 5150MHz
- 5500MHz
- 6000MHz

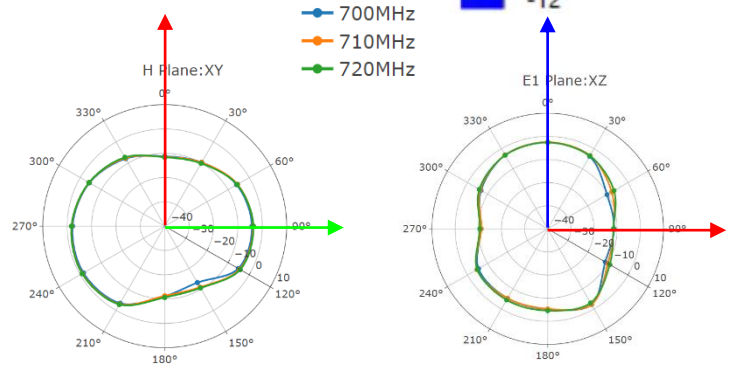
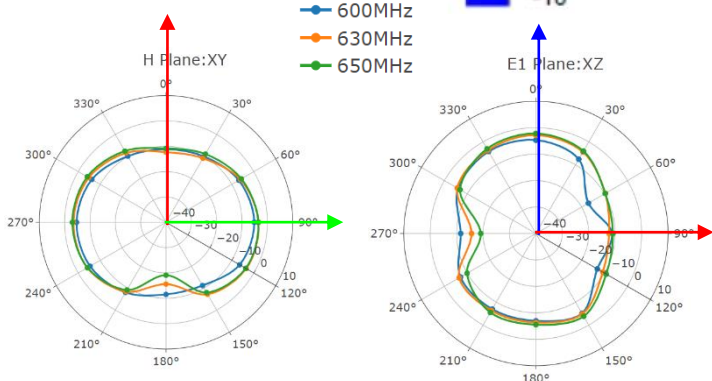
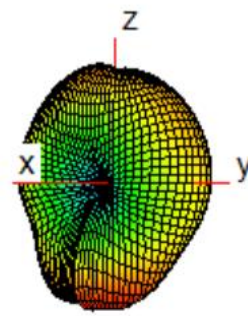


● **LMH3**


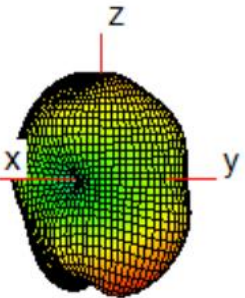
630 MHz



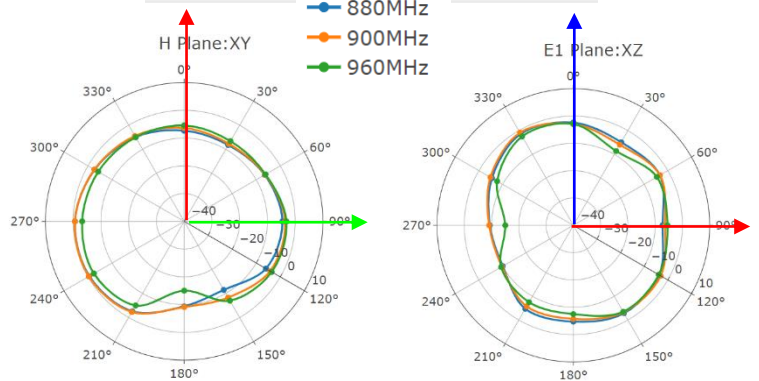
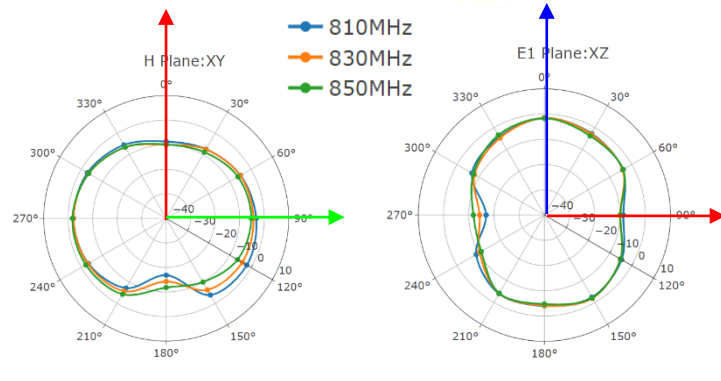

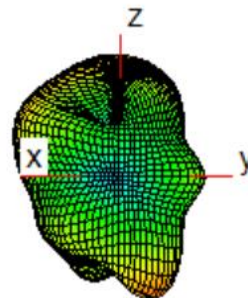
710 MHz



830 MHz

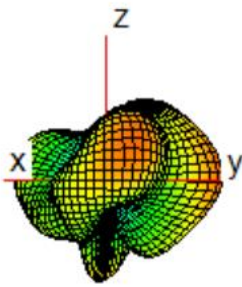


900 MHz

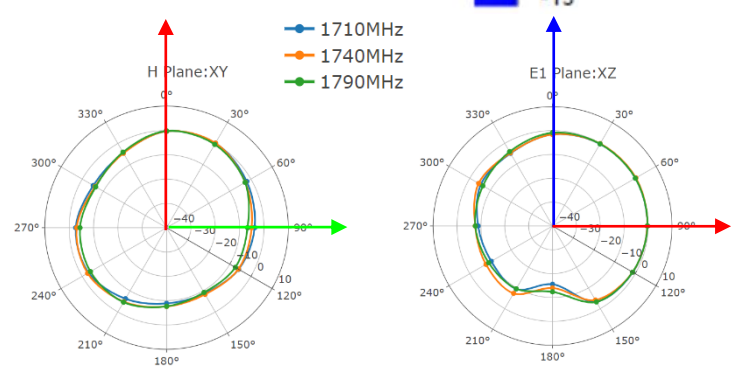
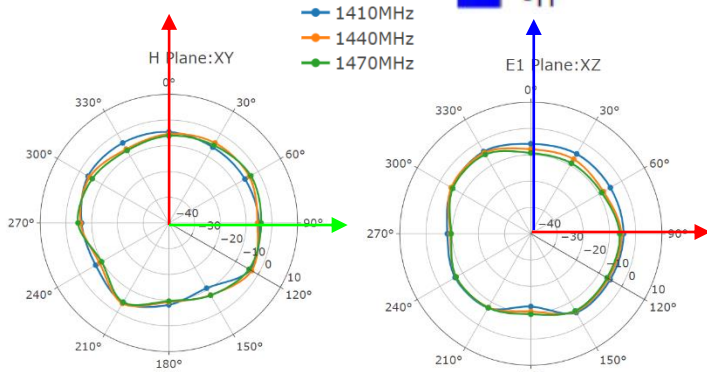

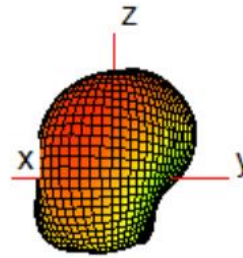


● **LMH3**


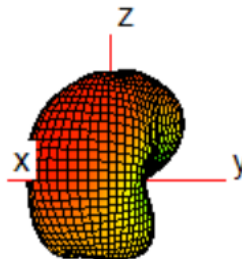
1440 MHz



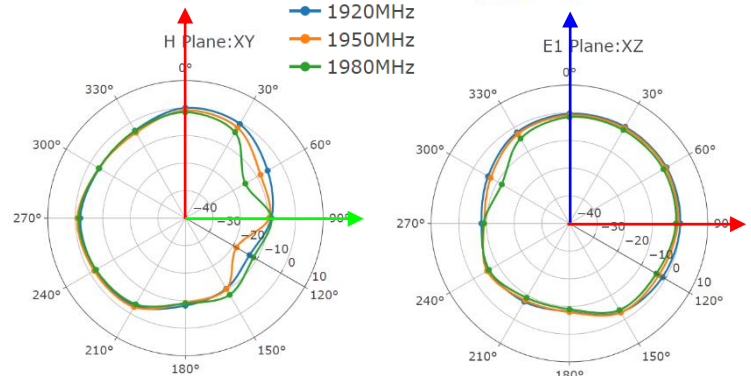
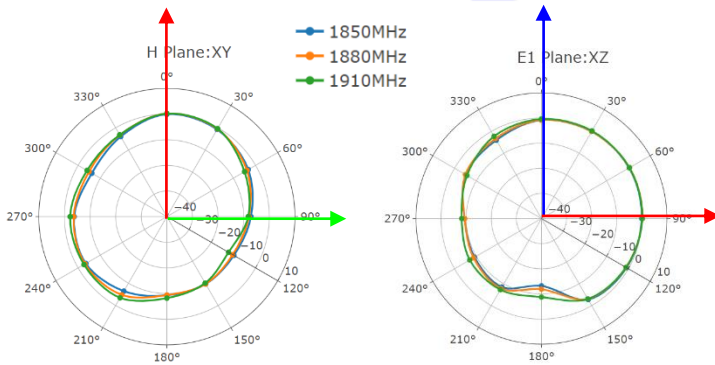

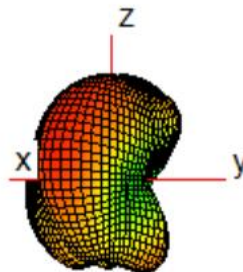
1740 MHz



1880 MHz

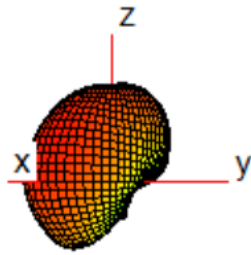


1950 MHz

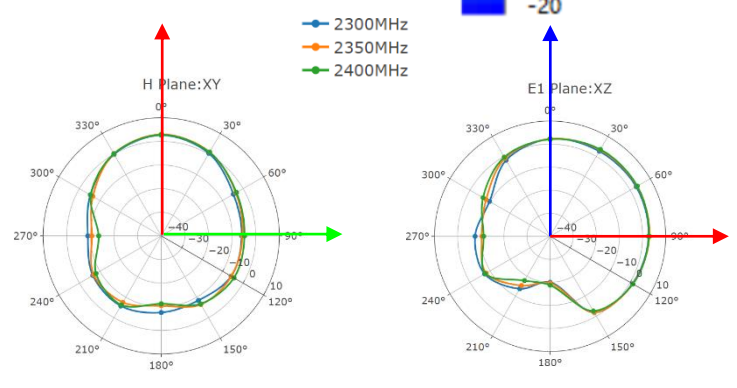
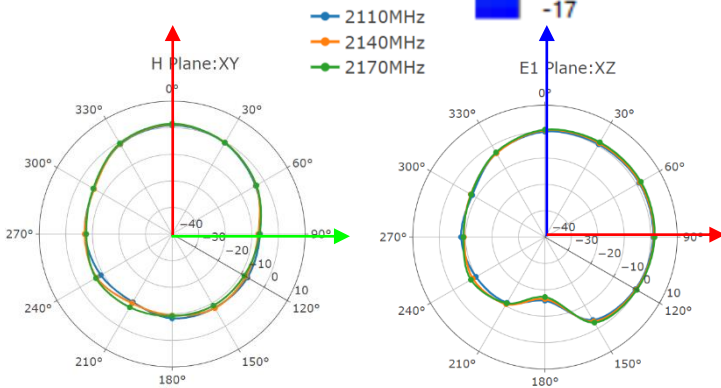
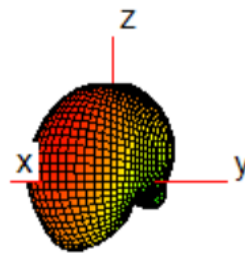


● **LMH3**

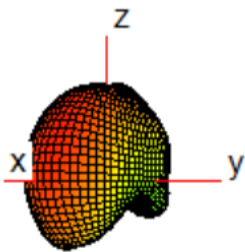
2140 MHz



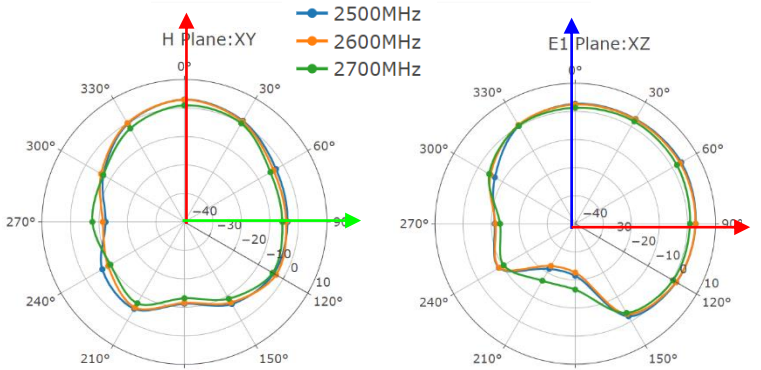
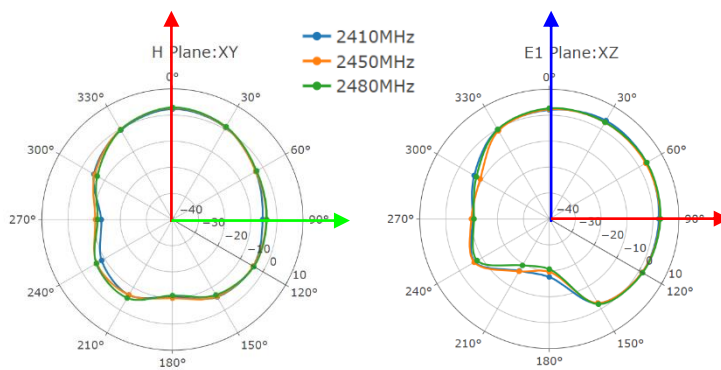
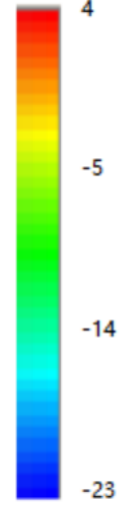
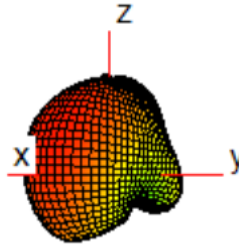
2350 MHz



2450 MHz

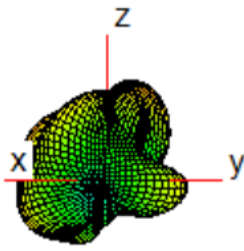


2600 MHz

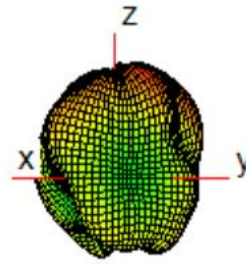


● LMH3

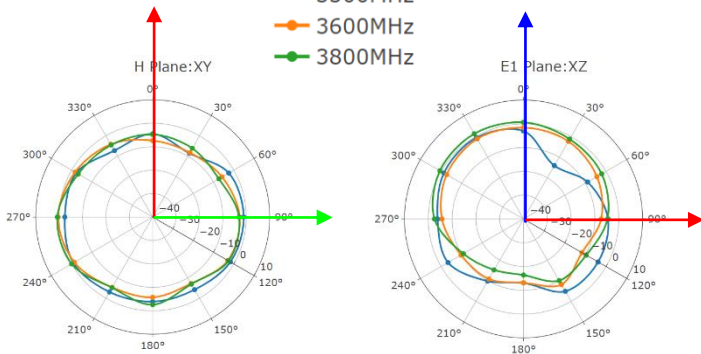
3600 MHz



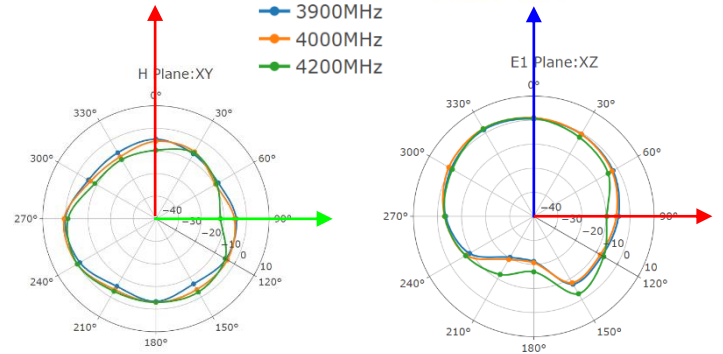
4000 MHz



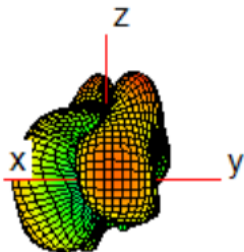
- 3300MHz
- 3600MHz
- 3800MHz




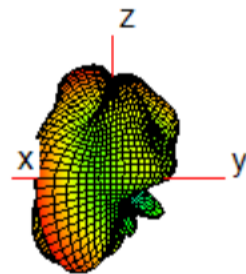
- 3900MHz
- 4000MHz
- 4200MHz



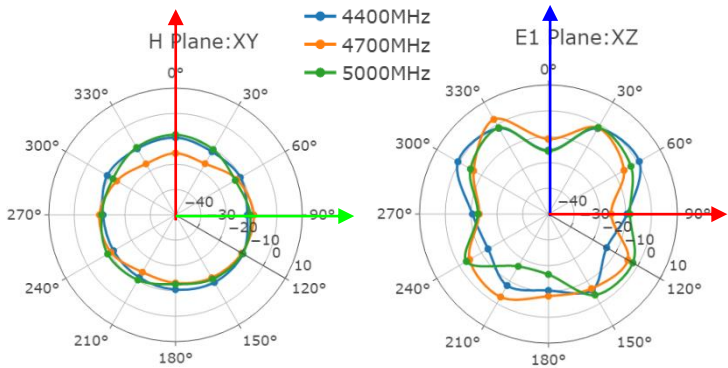
4700 MHz



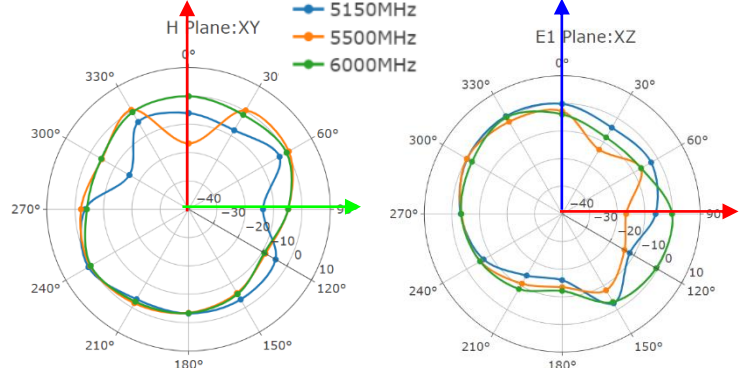
5500 MHz



- 4400MHz
- 4700MHz
- 5000MHz


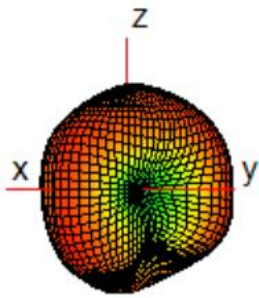


- 5150MHz
- 5500MHz
- 6000MHz

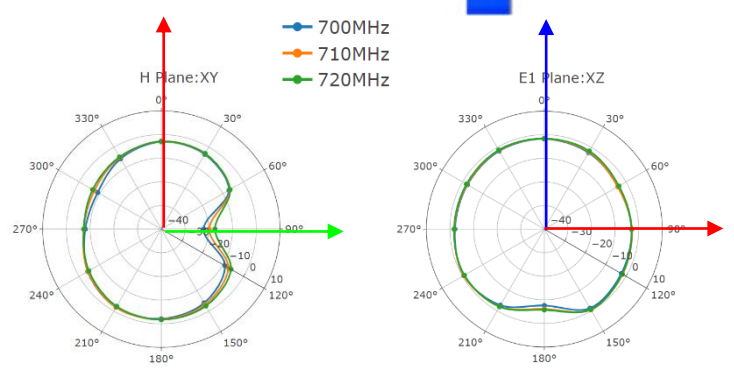
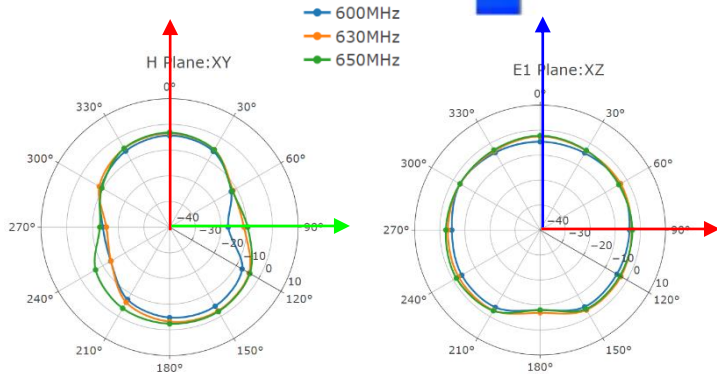
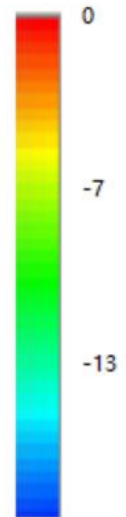
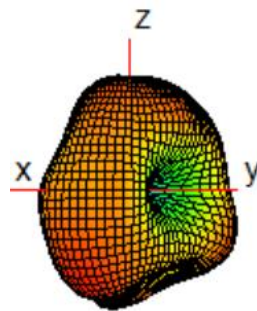


● LMH4


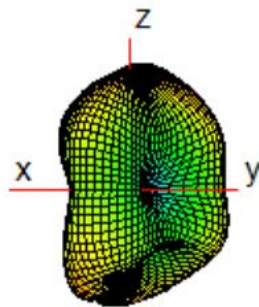
630 MHz



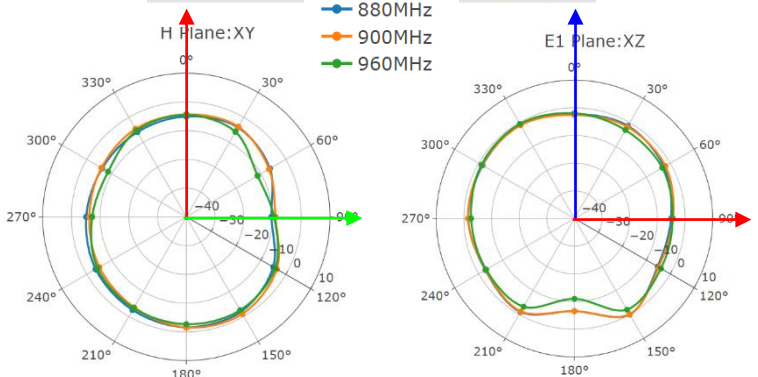
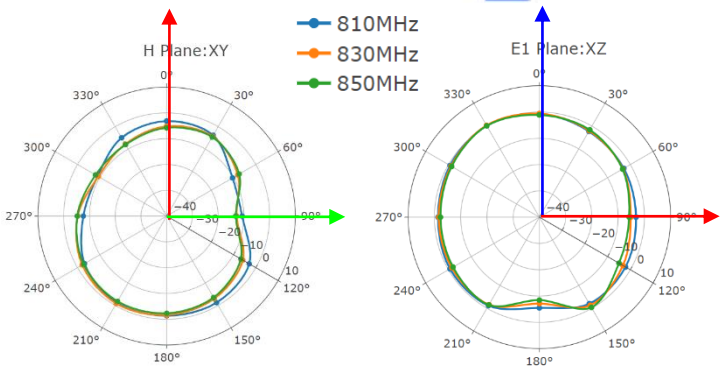

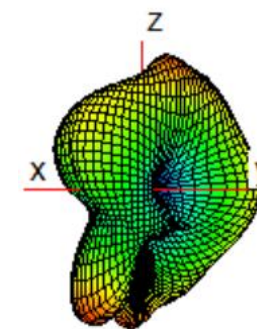
710 MHz



830 MHz


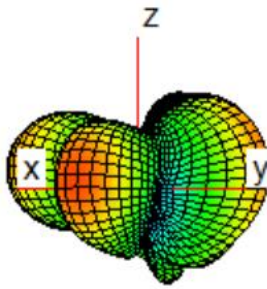


900 MHz


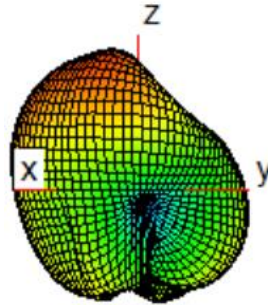


● **LMH4**

1440 MHz

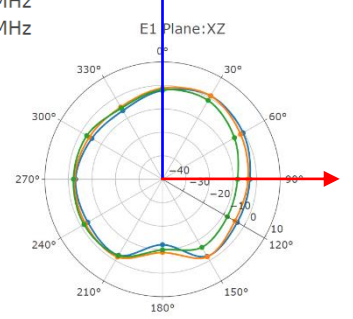
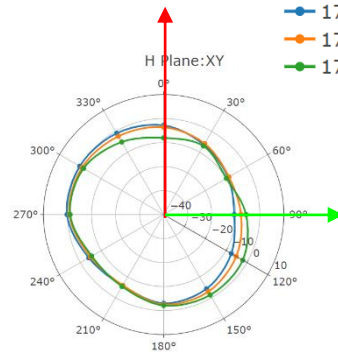
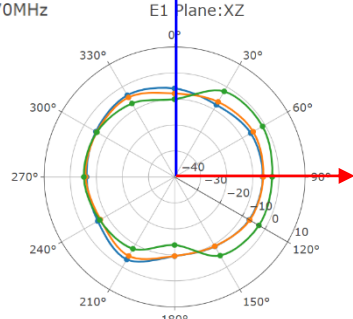
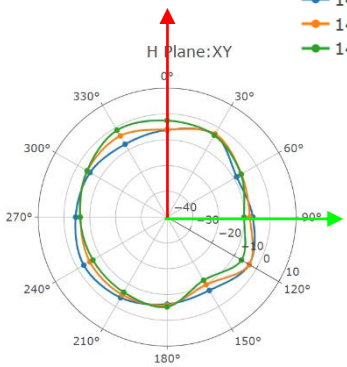


1740 MHz


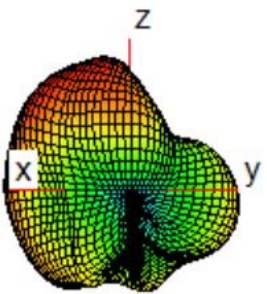


- 1410MHz
- 1440MHz
- 1470MHz

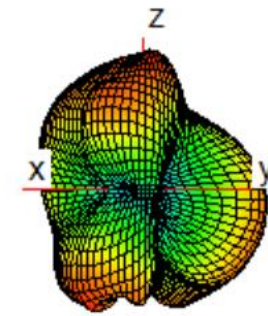
- 1710MHz
- 1740MHz
- 1790MHz



1880MHz

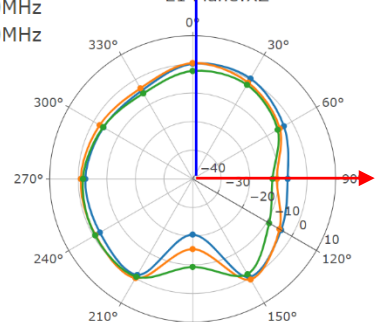
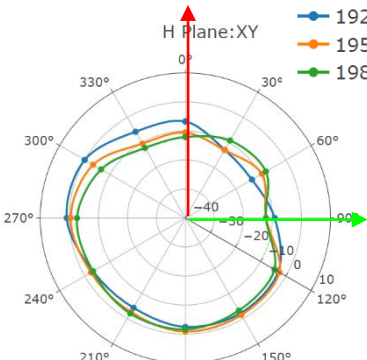
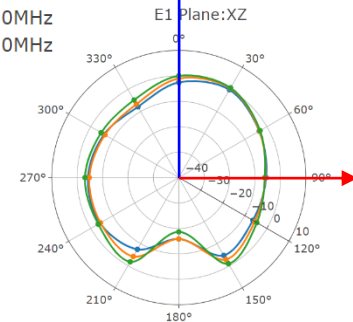
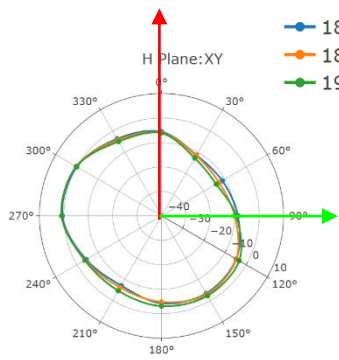


1950MHz




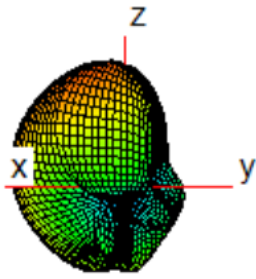
- 1850MHz
- 1880MHz
- 1910MHz

- 1920MHz
- 1950MHz
- 1980MHz

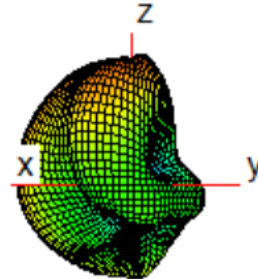


● **LMH4**

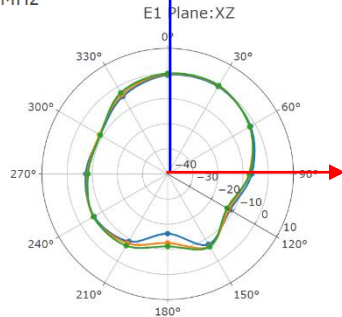
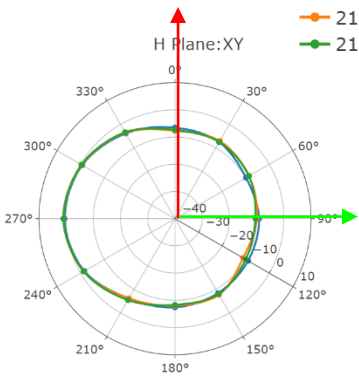
2140 MHz



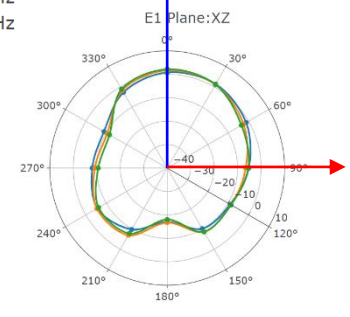
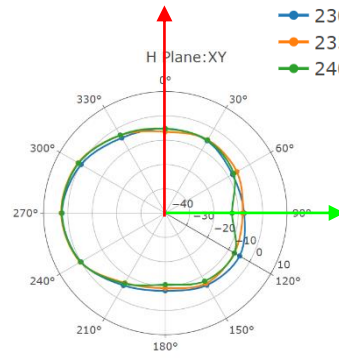
2350 MHz



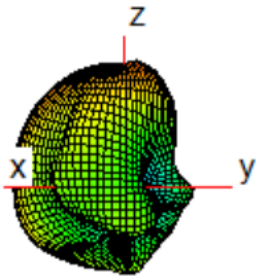
- 2110MHz
- 2140MHz
- 2170MHz




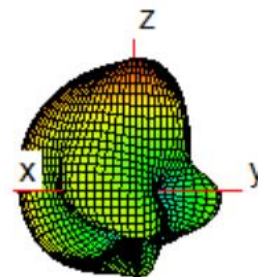
- 2300MHz
- 2350MHz
- 2400MHz



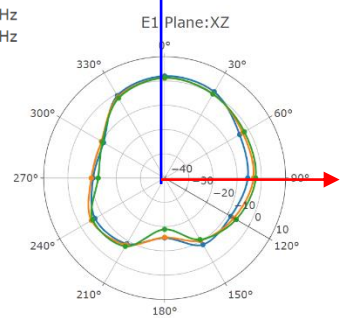
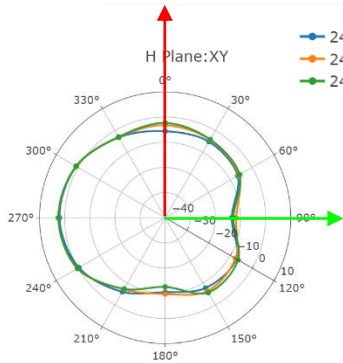
2450 MHz



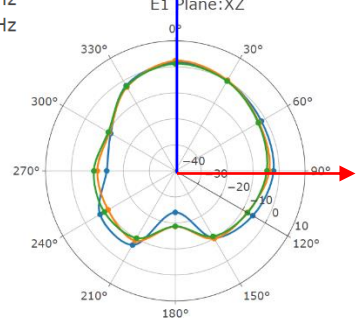
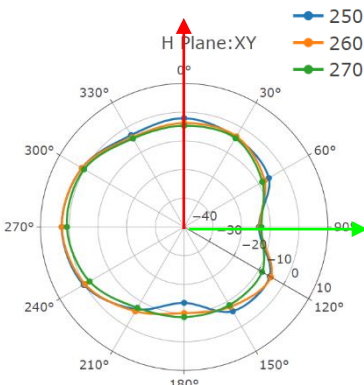
2600 MHz



- 2410MHz
- 2450MHz
- 2480MHz


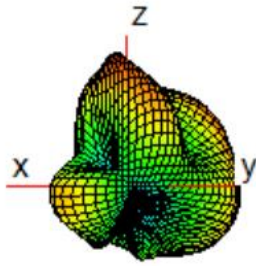


- 2500MHz
- 2600MHz
- 2700MHz


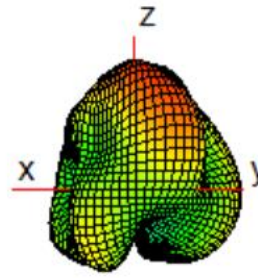


● **LMH4**

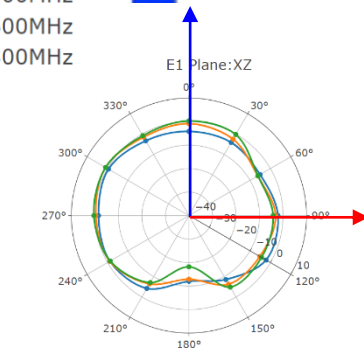
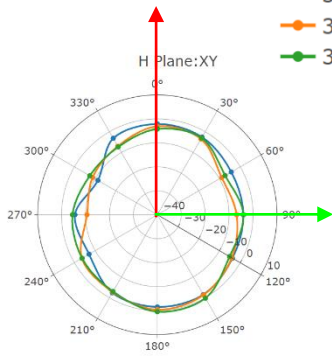
3600 MHz



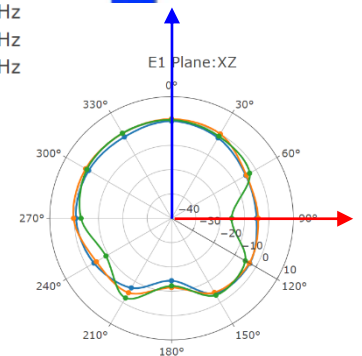
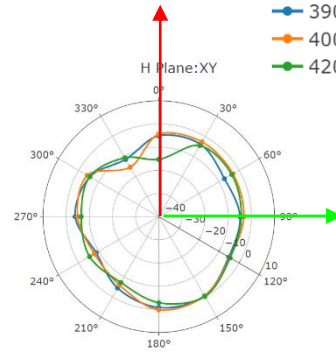
4000 MHz




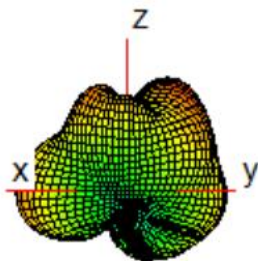
- 3300MHz
- 3600MHz
- 3800MHz




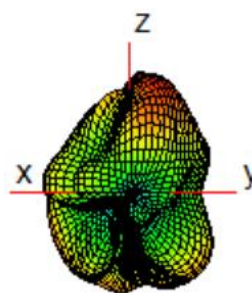
- 3900MHz
- 4000MHz
- 4200MHz



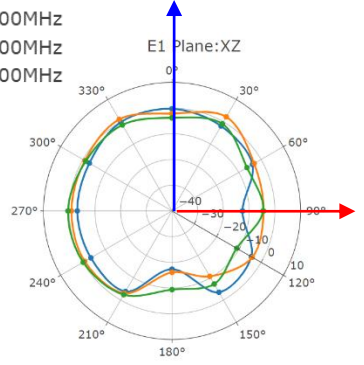
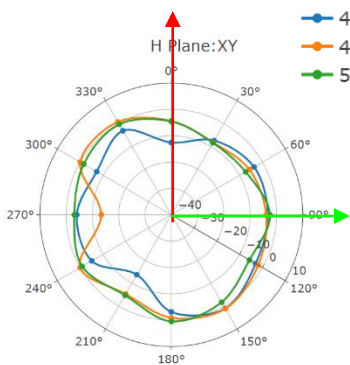
4700 MHz



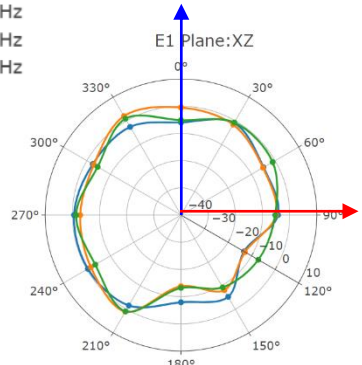
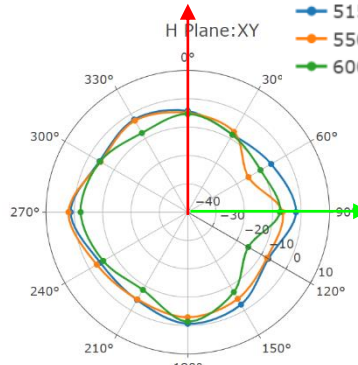
5500 MHz



- 4400MHz
- 4700MHz
- 5000MHz

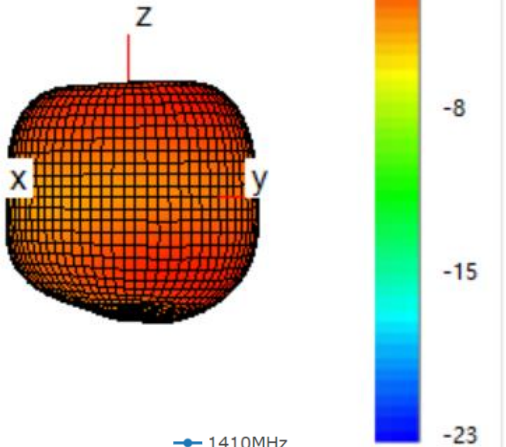


- 5150MHz
- 5500MHz
- 6000MHz

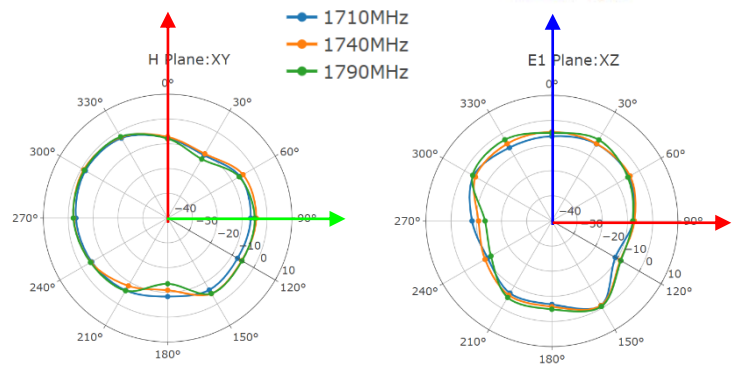
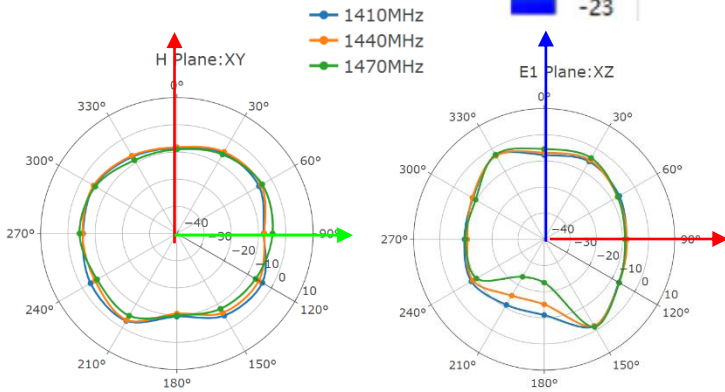
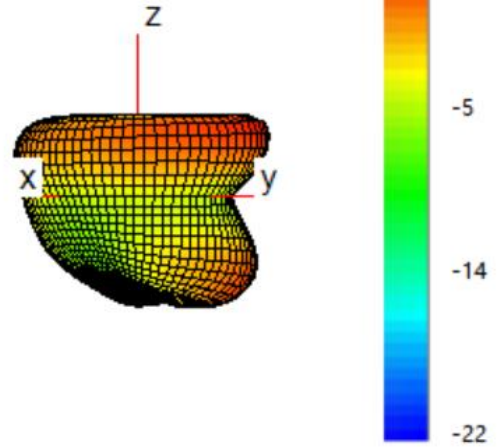


MH1

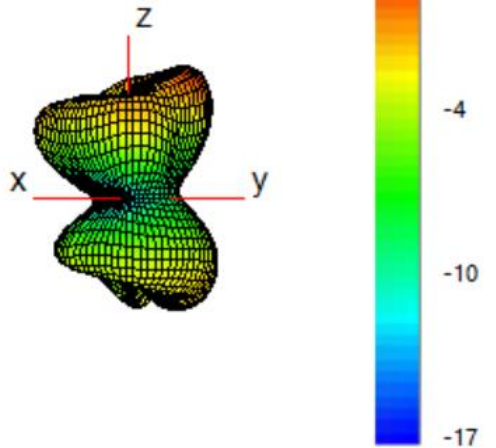
1440 MHz



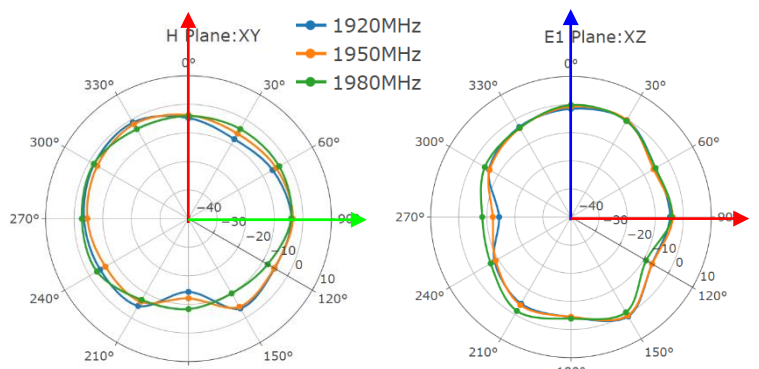
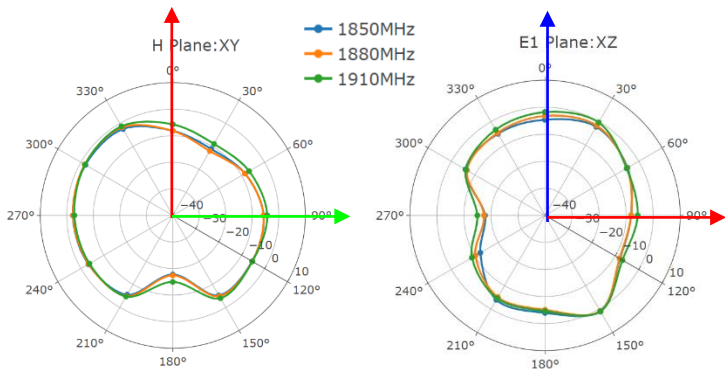
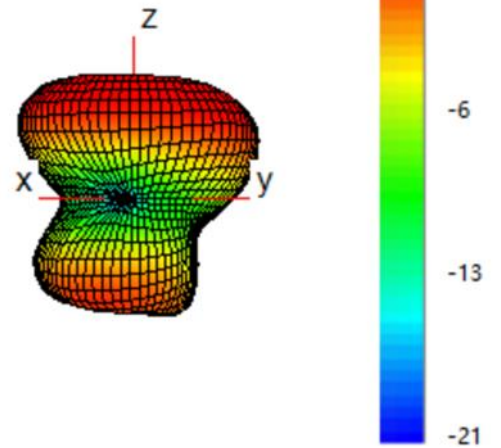
1740 MHz



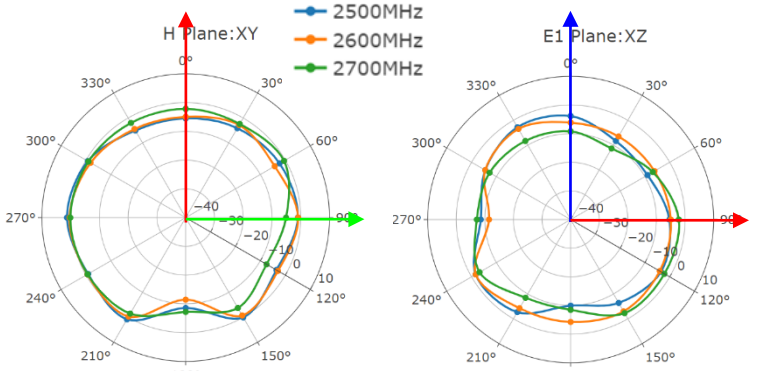
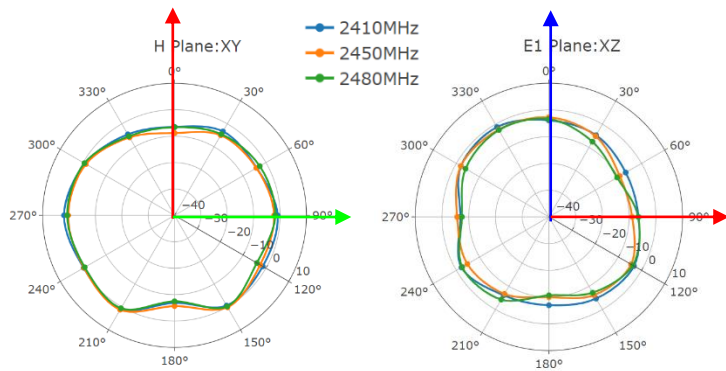
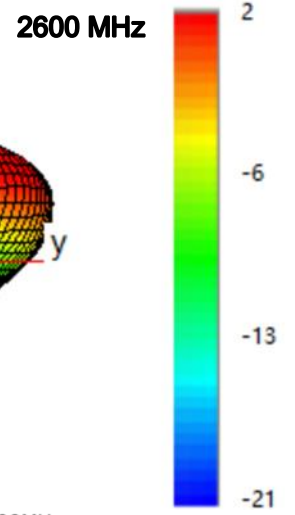
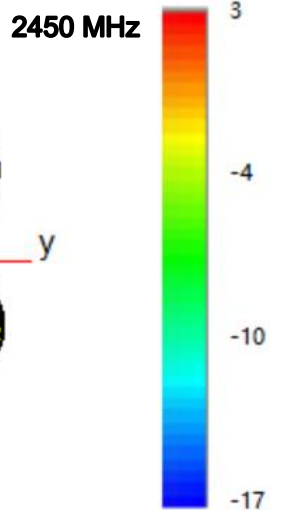
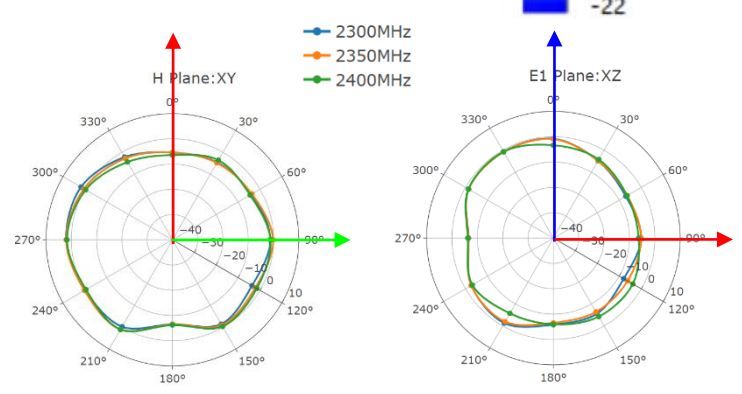
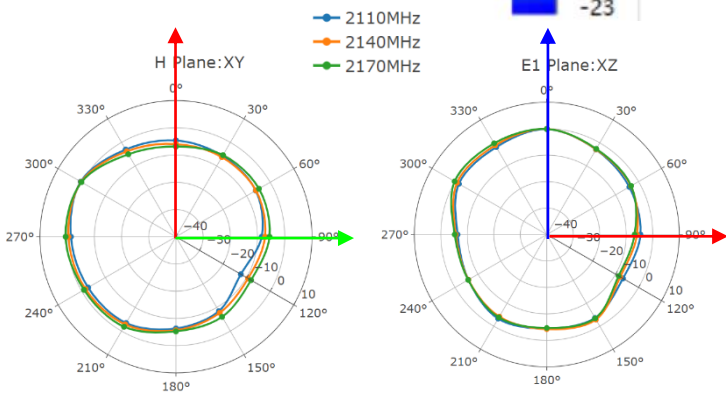
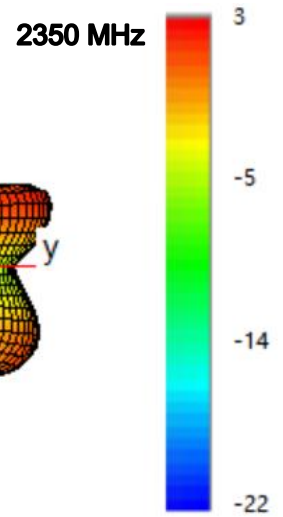
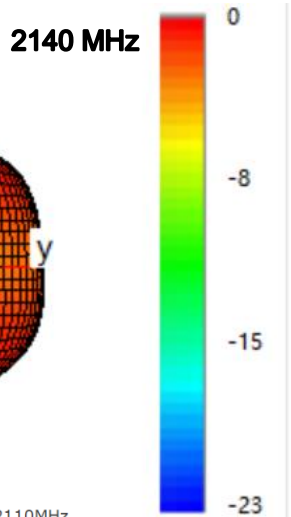
1880 MHz



1950 MHz


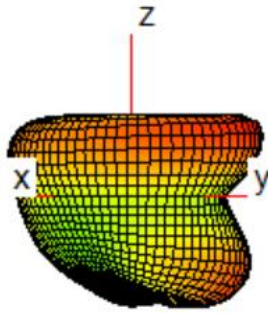


MH1

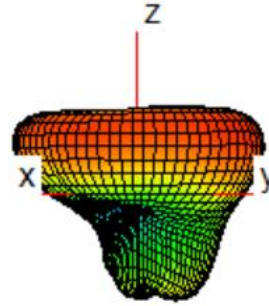


MH1

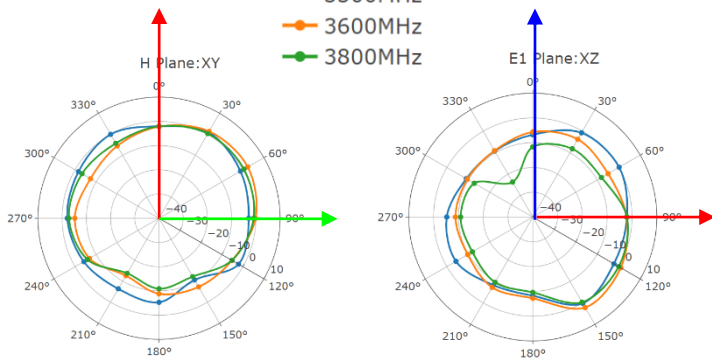
3600 MHz



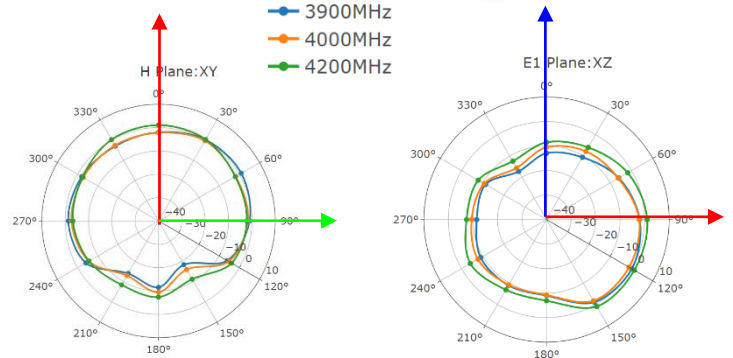
4000 MHz




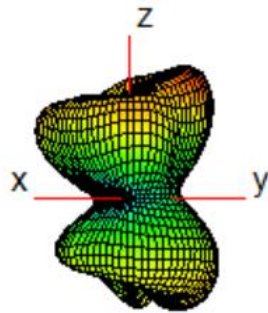
- 3300MHz
- 3600MHz
- 3800MHz




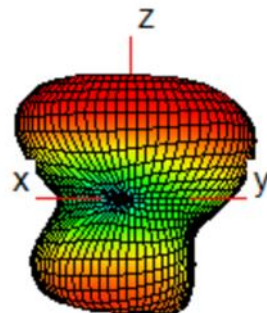
- 3900MHz
- 4000MHz
- 4200MHz



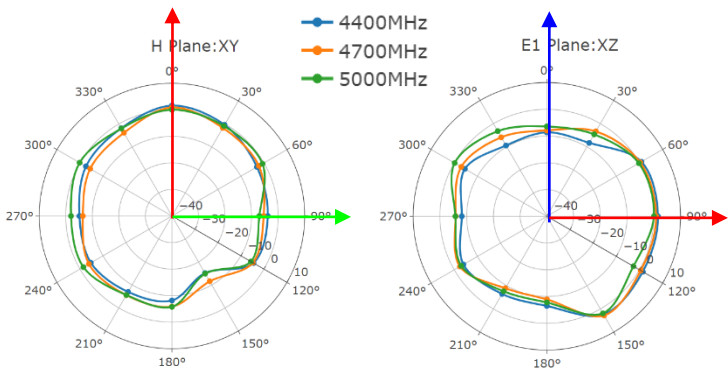
4700 MHz



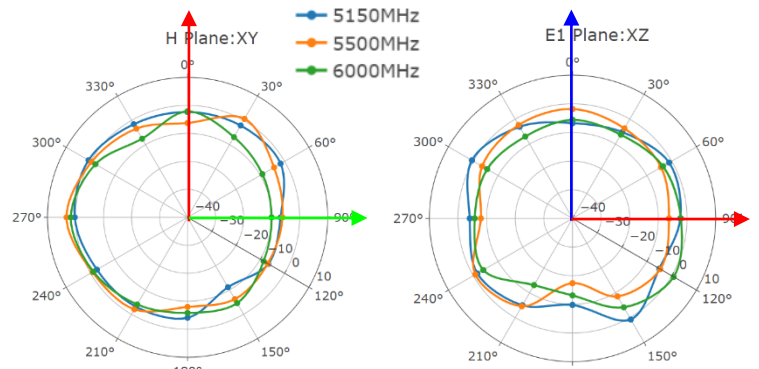
5500 MHz



- 4400MHz
- 4700MHz
- 5000MHz

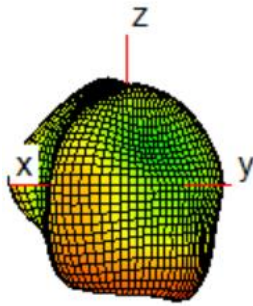


- 5150MHz
- 5500MHz
- 6000MHz


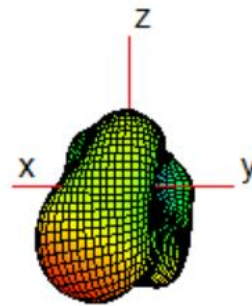


MH2

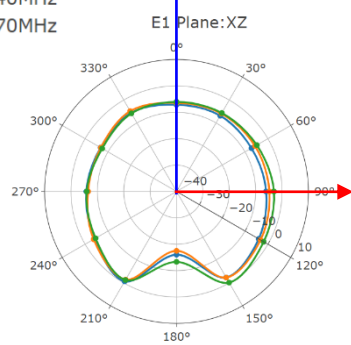
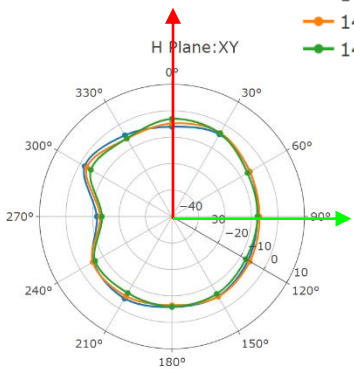
1440 MHz



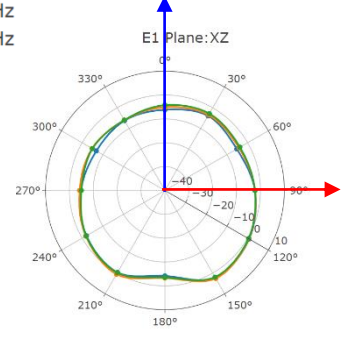
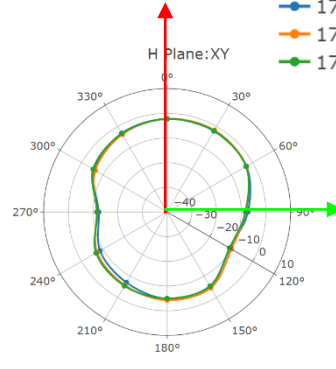
1740 MHz




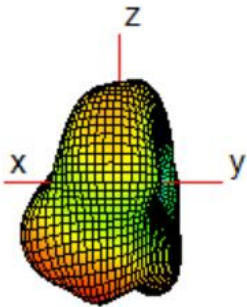
— 1410MHz
— 1440MHz
— 1470MHz




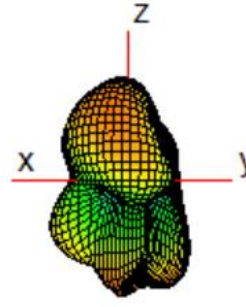
— 1710MHz
— 1740MHz
— 1790MHz



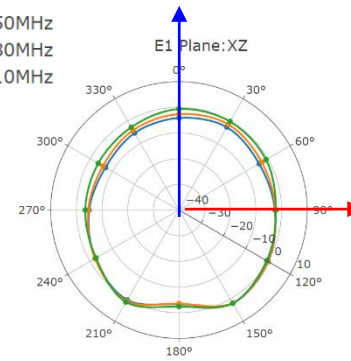
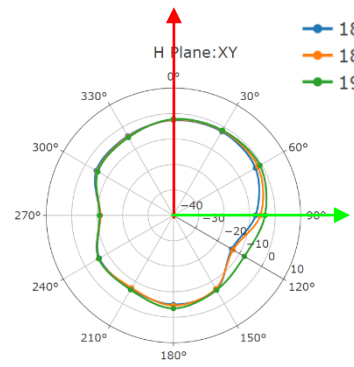
1880 MHz



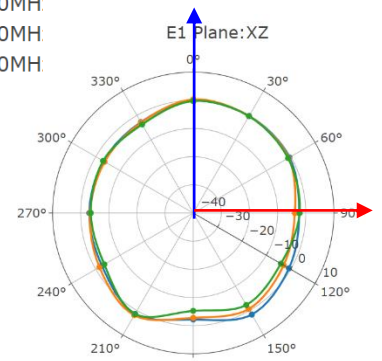
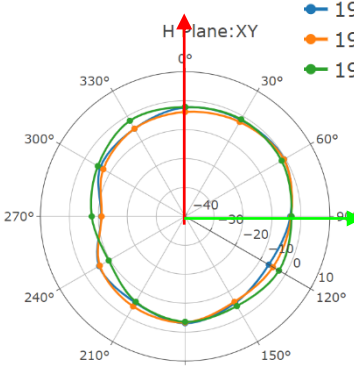
1950 MHz



— 1850MHz
— 1880MHz
— 1910MHz

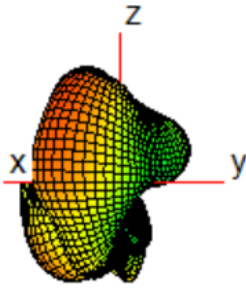


— 1920MHz
— 1950MHz
— 1980MHz


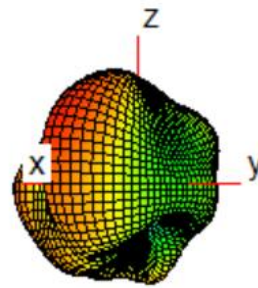


MH2

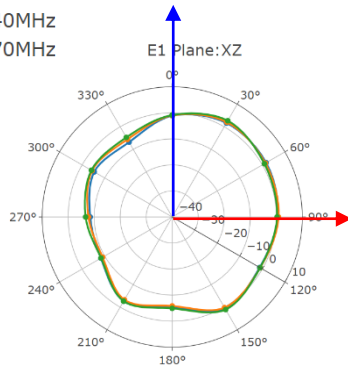
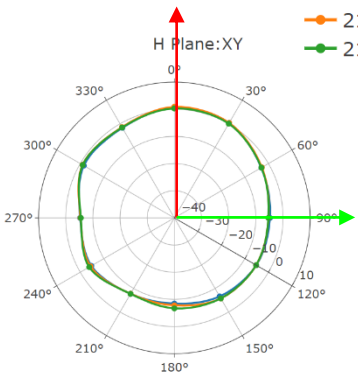
2140 MHz



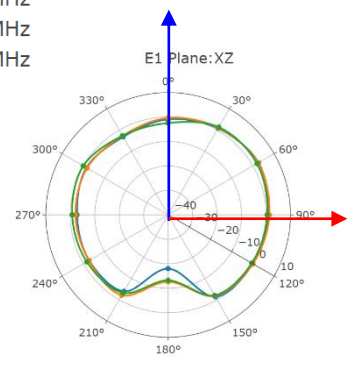
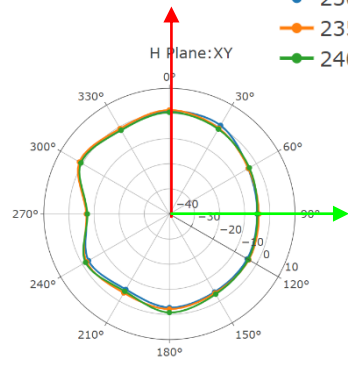
2350 MHz




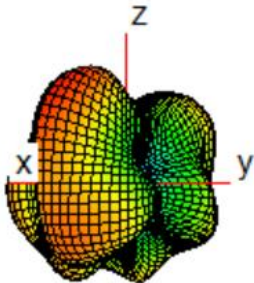
- 2110MHz
- 2140MHz
- 2170MHz




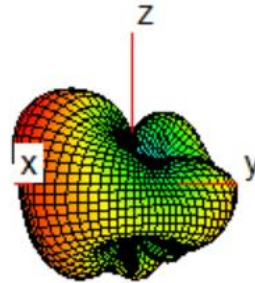
- 2300MHz
- 2350MHz
- 2400MHz



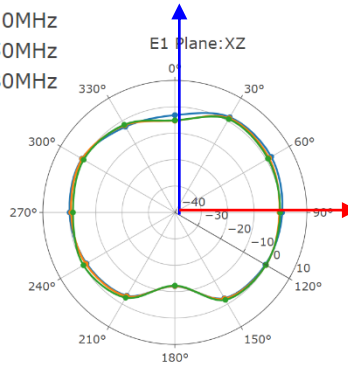
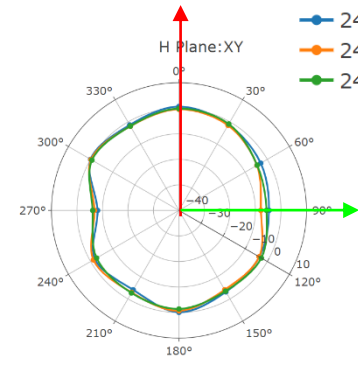
2450 MHz



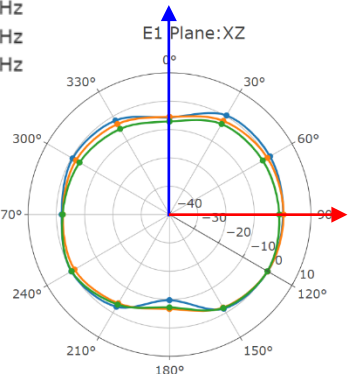
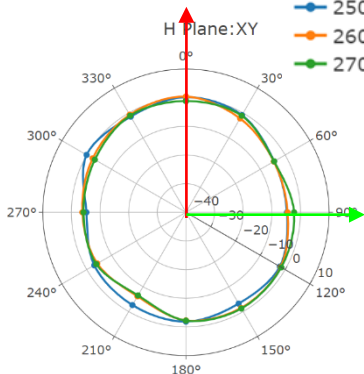
2600 MHz



- 2410MHz
- 2450MHz
- 2480MHz

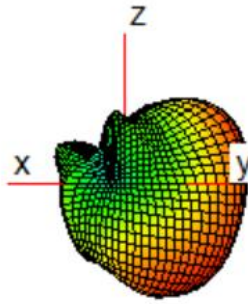


- 2500MHz
- 2600MHz
- 2700MHz


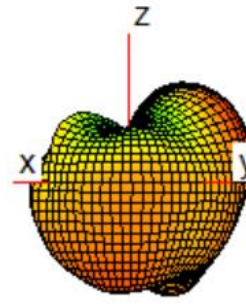


MH2

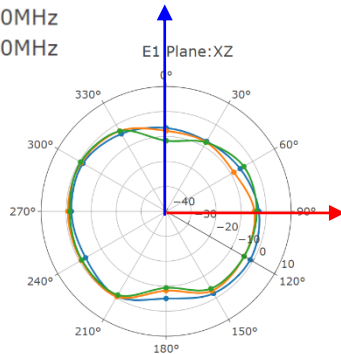
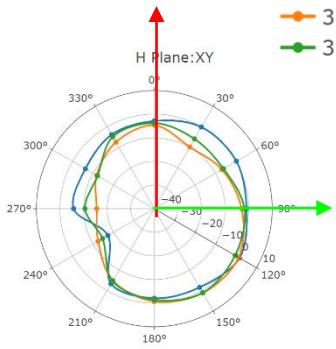
3600 MHz



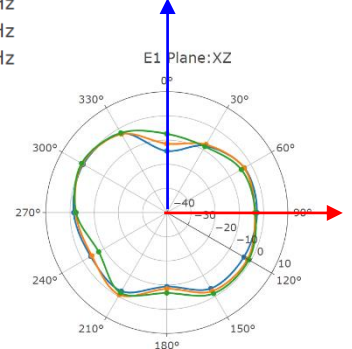
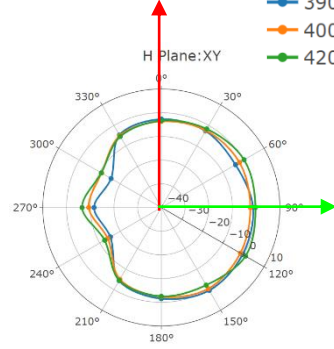
4000 MHz




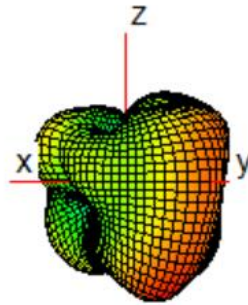
- 3300MHz
- 3600MHz
- 3800MHz




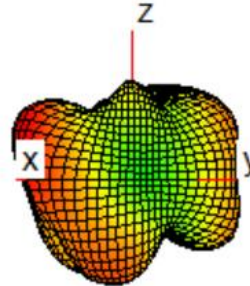
- 3900MHz
- 4000MHz
- 4200MHz



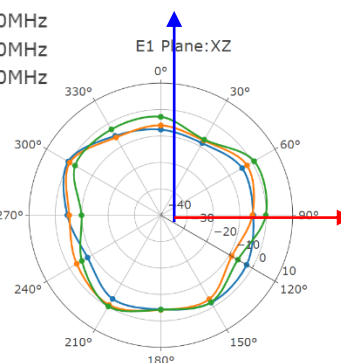
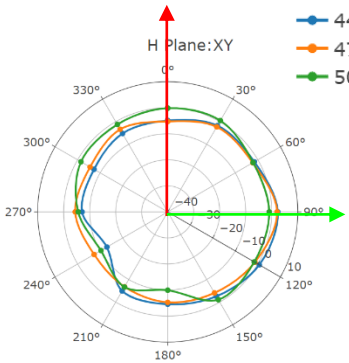
4700 MHz



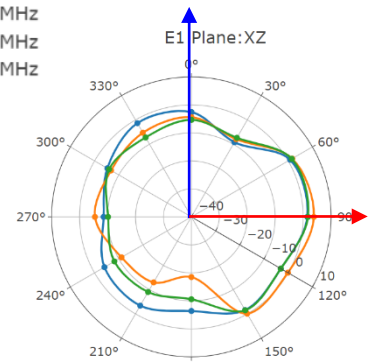
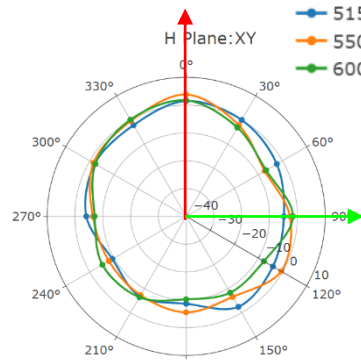
5500 MHz



- 4400MHz
- 4700MHz
- 5000MHz


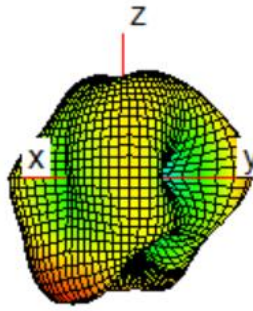


- 5150MHz
- 5500MHz
- 6000MHz


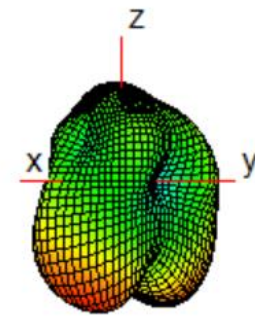


MH3

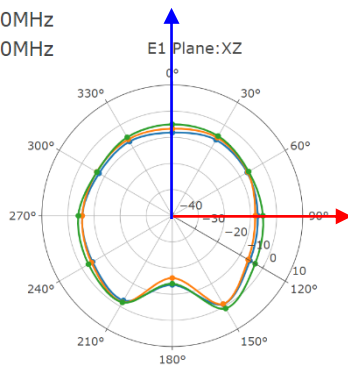
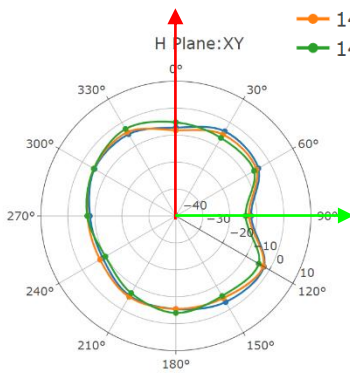
1440 MHz



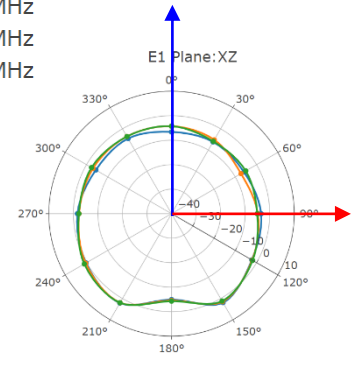
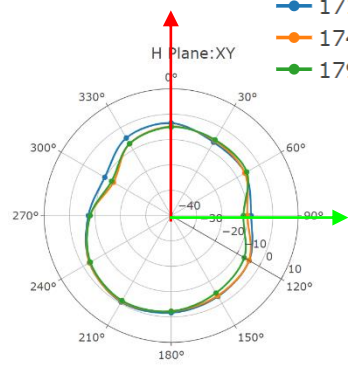
1740 MHz




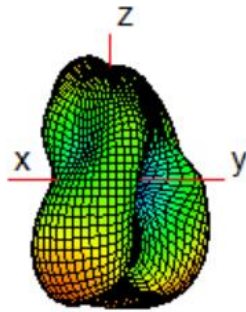
- 1410MHz
- 1440MHz
- 1470MHz




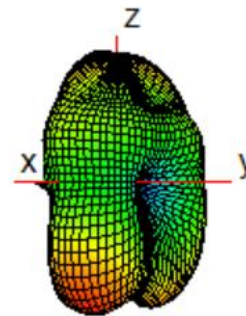
- 1710MHz
- 1740MHz
- 1790MHz



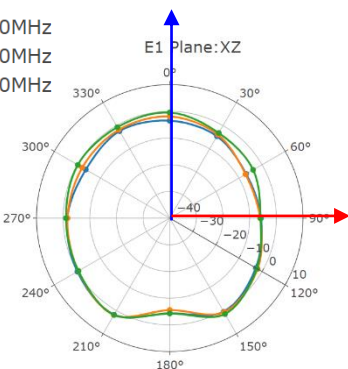
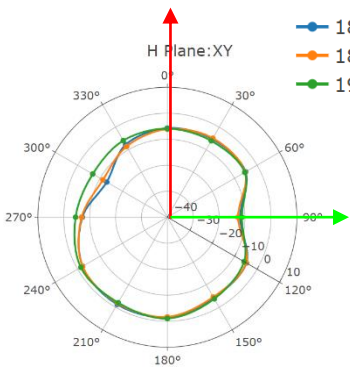
1880 MHz



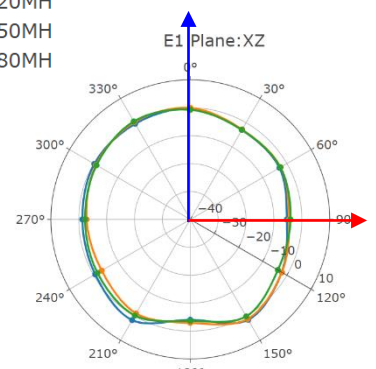
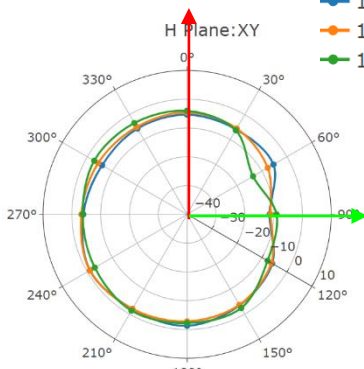
1950 MHz



- 1850MHz
- 1880MHz
- 1910MHz

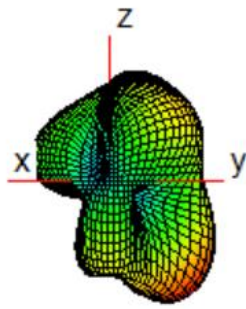


- 1920MHz
- 1950MHz
- 1980MHz


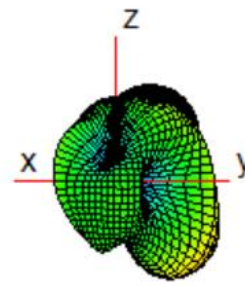


MH3

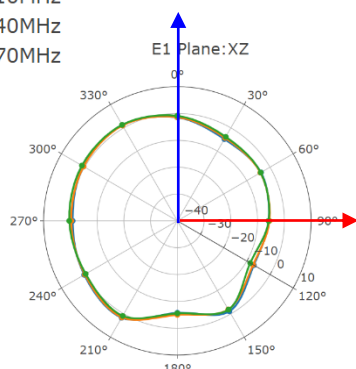
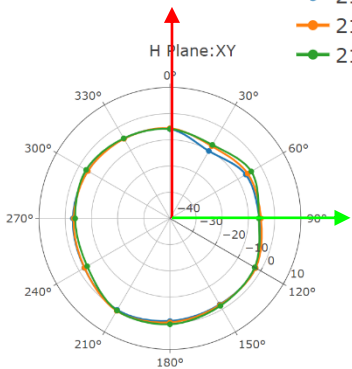
2140 MHz



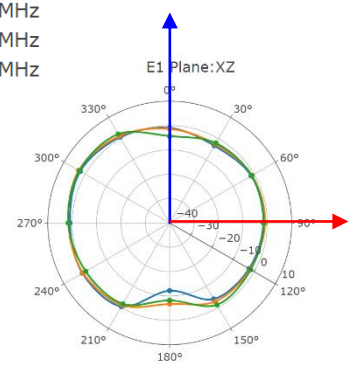
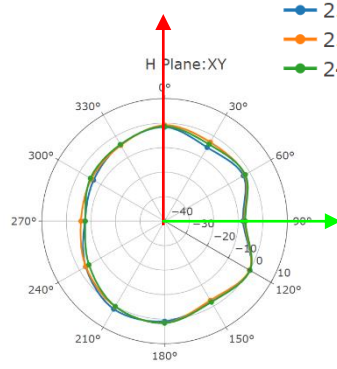
2350 MHz




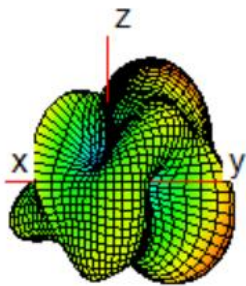
- 2110MHz
- 2140MHz
- 2170MHz




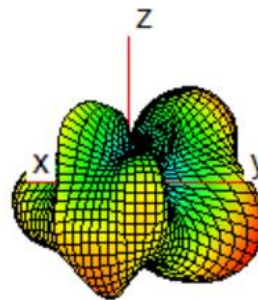
- 2300MHz
- 2350MHz
- 2400MHz



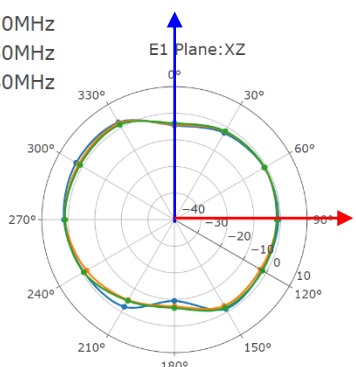
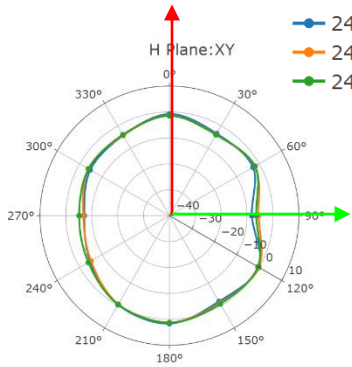
2450 MHz



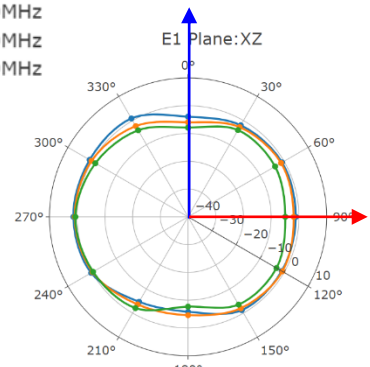
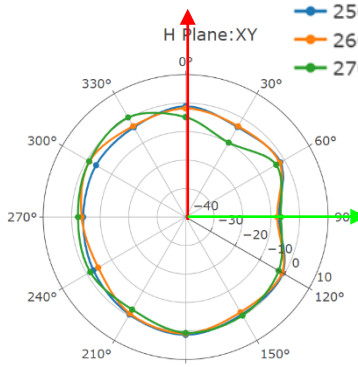
2600 MHz



- 2410MHz
- 2450MHz
- 2480MHz


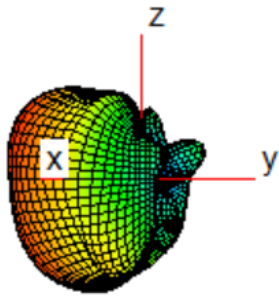


- 2500MHz
- 2600MHz
- 2700MHz


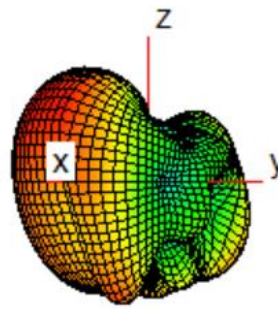


MH3

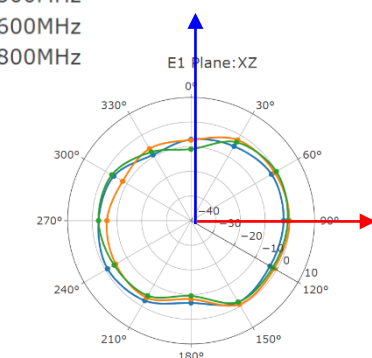
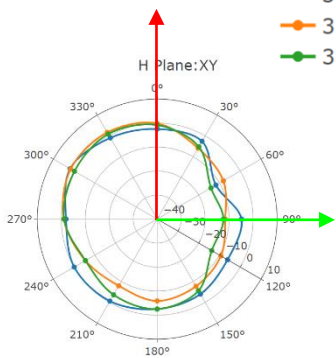
3600 MHz



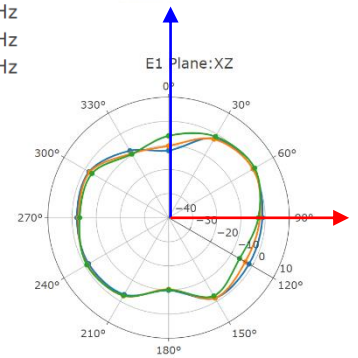
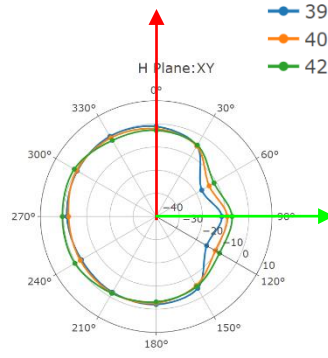
4000 MHz



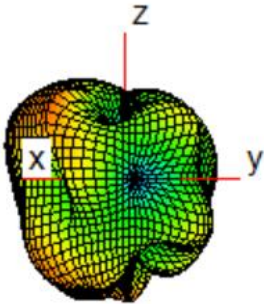
- 3300MHz
- 3600MHz
- 3800MHz




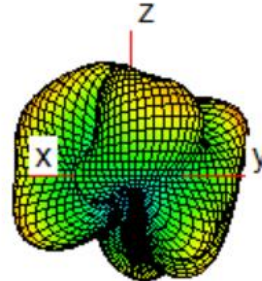
- 3900MHz
- 4000MHz
- 4200MHz



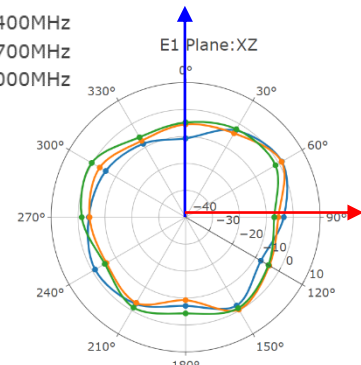
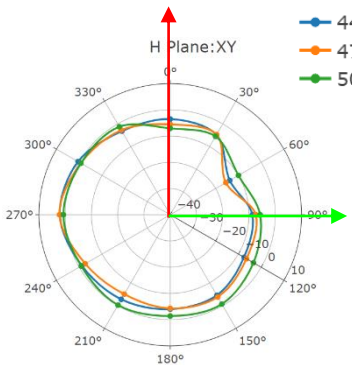
4700 MHz



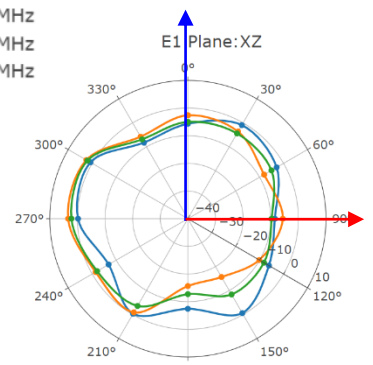
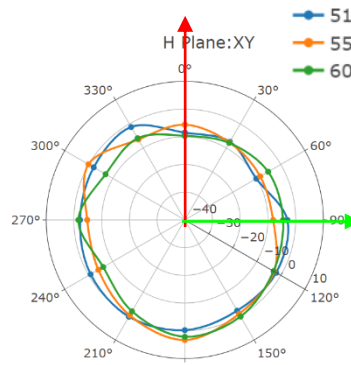
5500 MHz



- 4400MHz
- 4700MHz
- 5000MHz


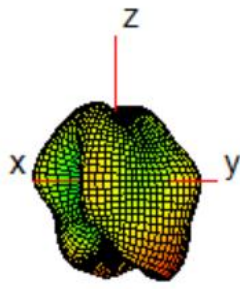


- 5150MHz
- 5500MHz
- 6000MHz


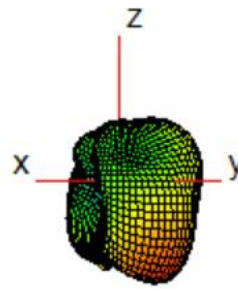


MH4

1440 MHz

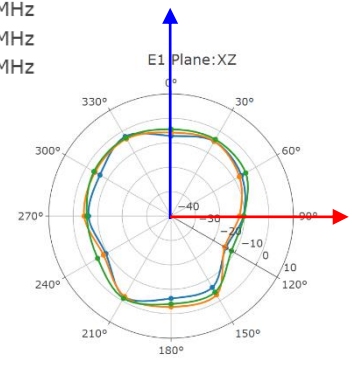
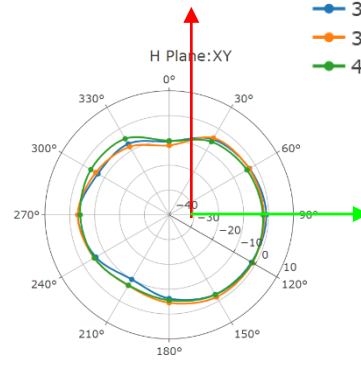
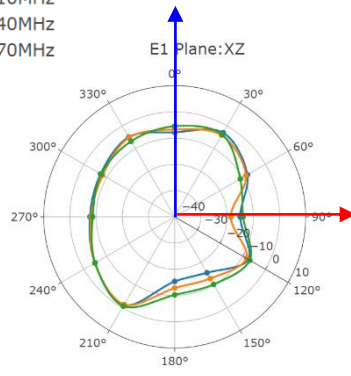
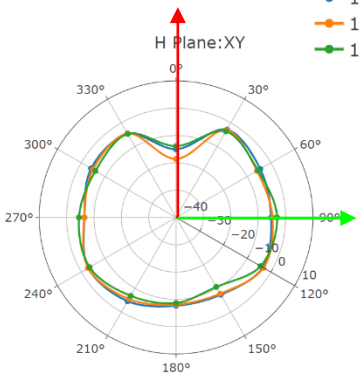


1740 MHz

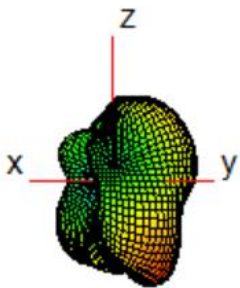


- 1410MHz
- 1440MHz
- 1470MHz


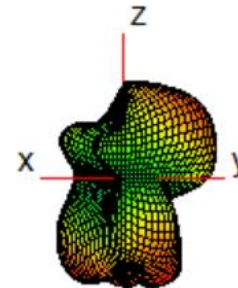
- 3300MHz
- 3600MHz
- 4200MHz



1880 MHz

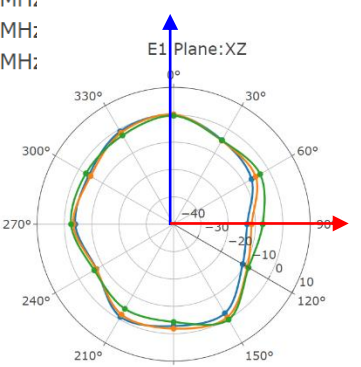
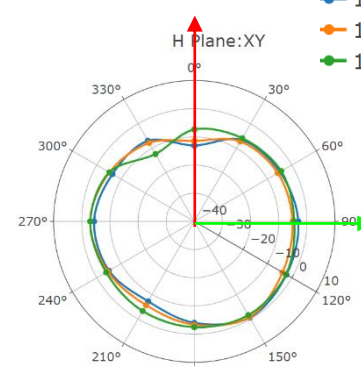
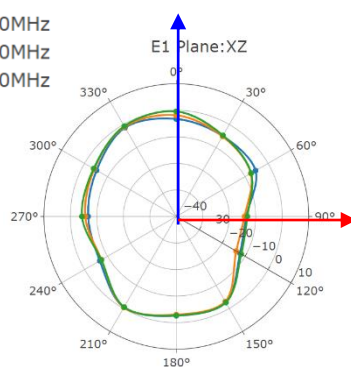
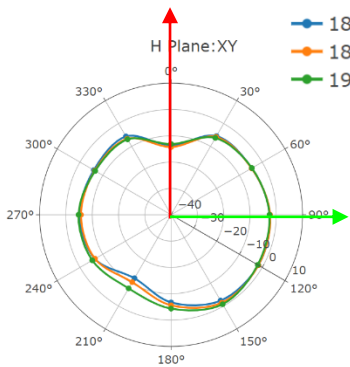


1950 MHz



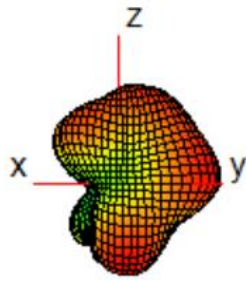
- 1850MHz
- 1880MHz
- 1910MHz

- 1920MHz
- 1950MHz
- 1980MHz


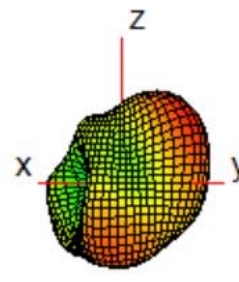


MH4

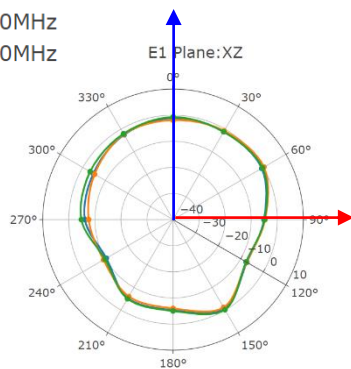
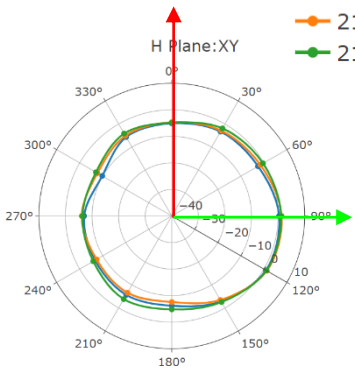
2140 MHz



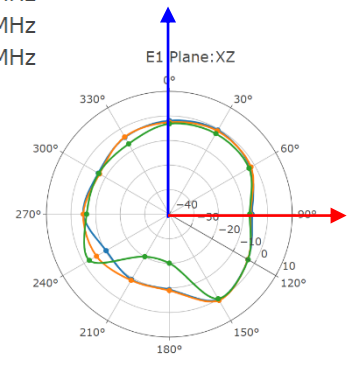
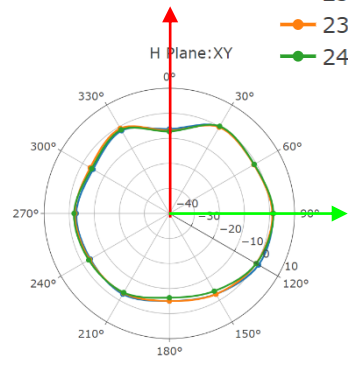
2350 MHz




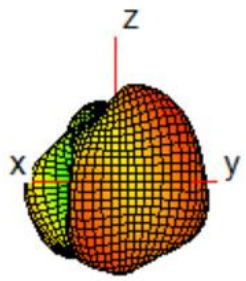
- 2110MHz
- 2140MHz
- 2170MHz



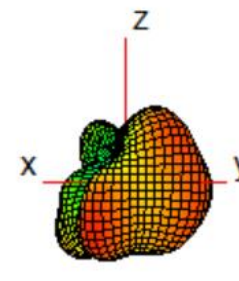
- 2300MHz
- 2350MHz
- 2400MHz



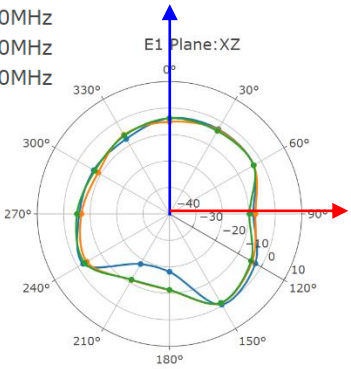
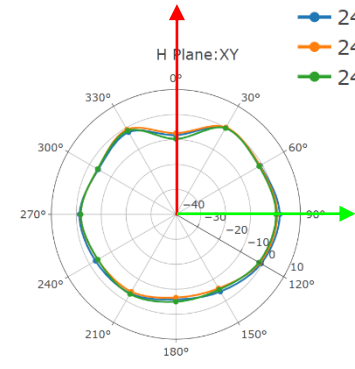
2450 MHz



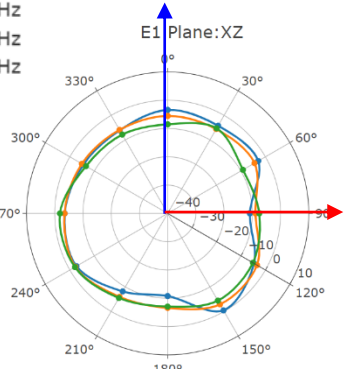
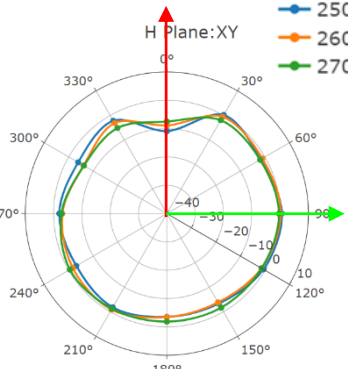
2600 MHz



- 2410MHz
- 2450MHz
- 2480MHz


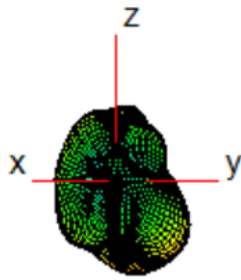


- 2500MHz
- 2600MHz
- 2700MHz


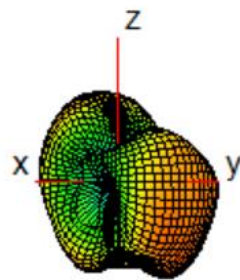


MH4

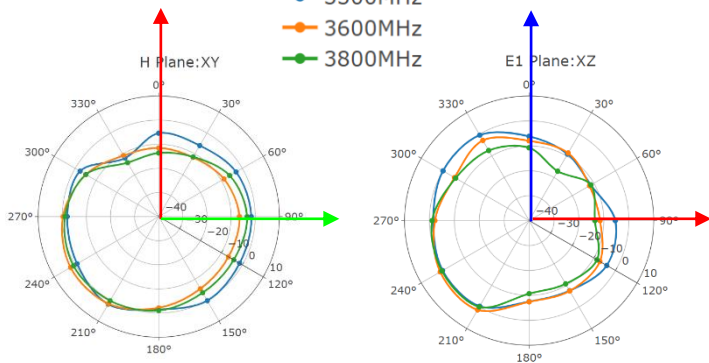
3600 MHz



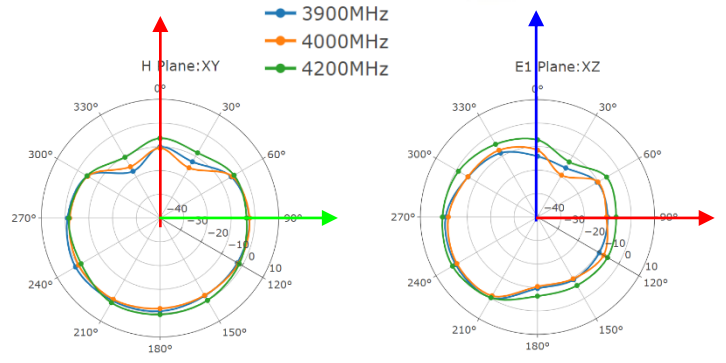
4000 MHz




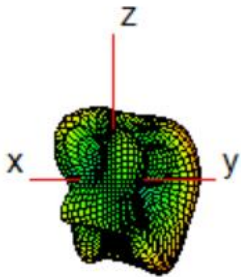
- 3300MHz
- 3600MHz
- 3800MHz




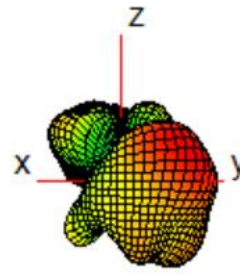
- 3900MHz
- 4000MHz
- 4200MHz



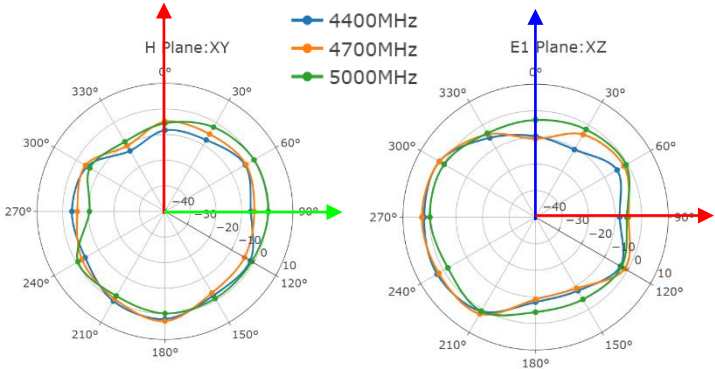
4700 MHz



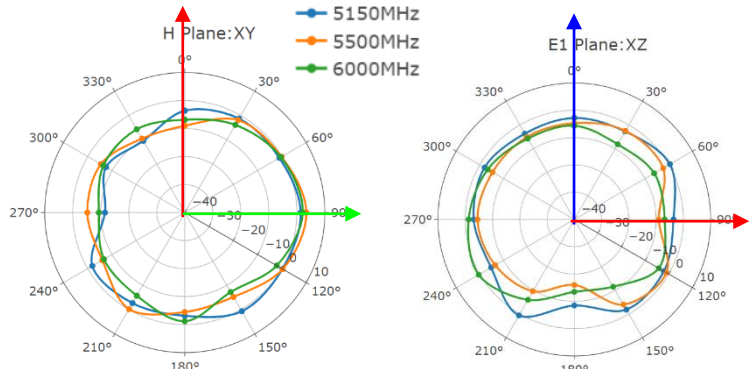
5500 MHz



- 4400MHz
- 4700MHz
- 5000MHz

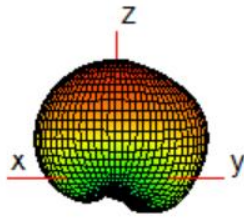


- 5150MHz
- 5500MHz
- 6000MHz

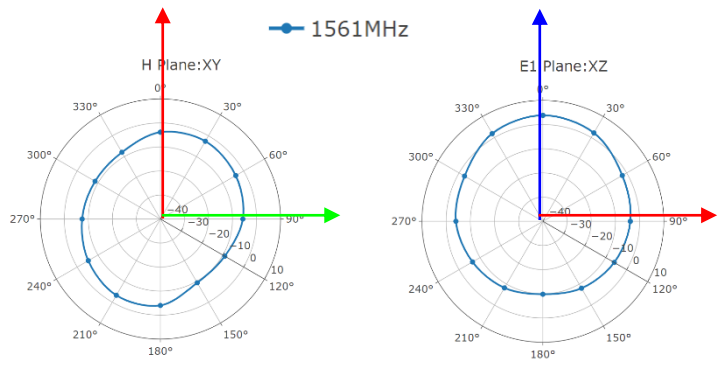
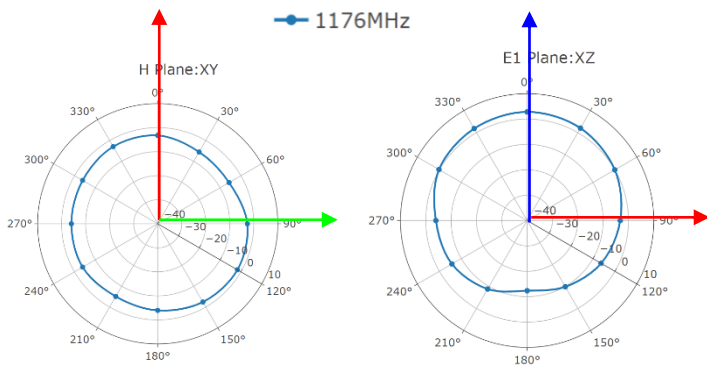

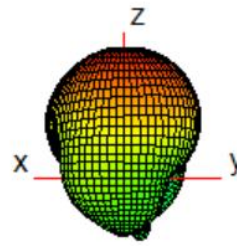


GNSS


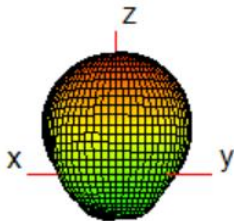
1176 MHz



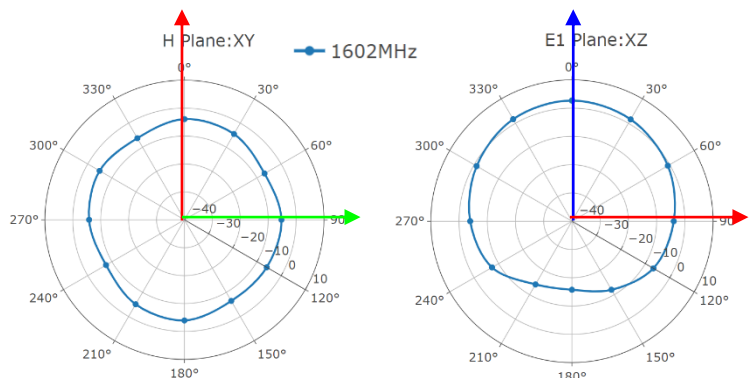
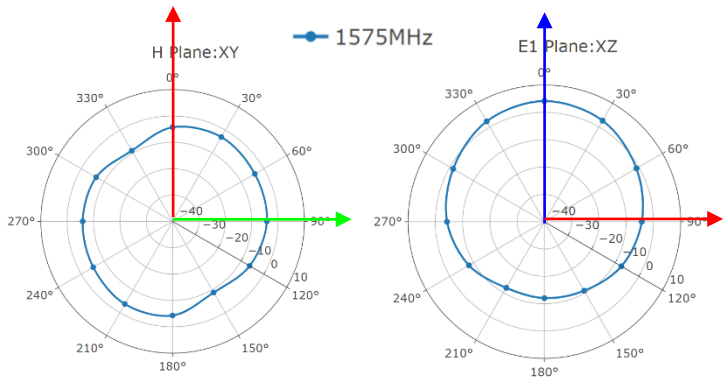

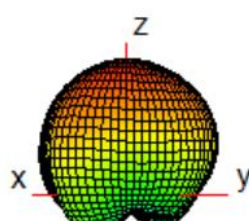
1561 MHz



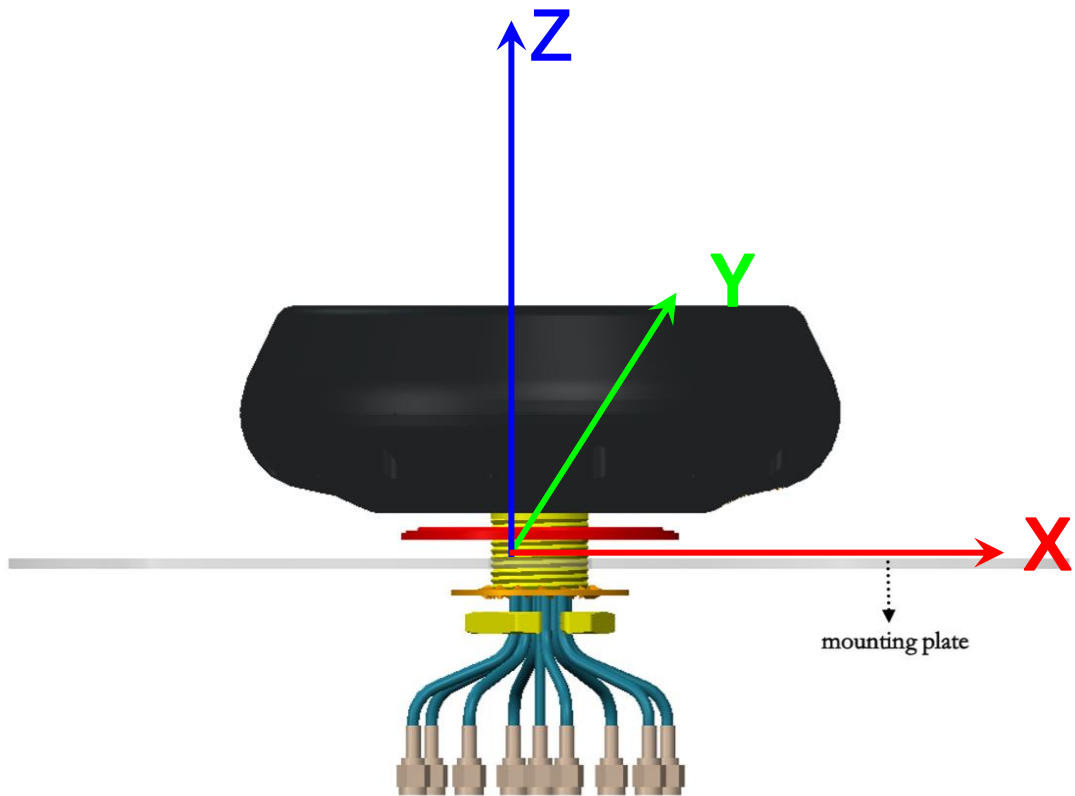
1575 MHz



1602 MHz

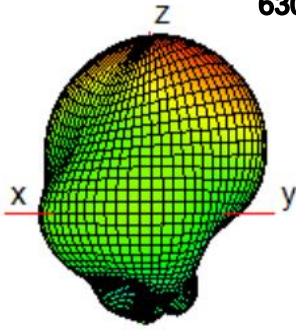


3.2.4.2 Test Status: On 300 × 400 mm Metal Plane

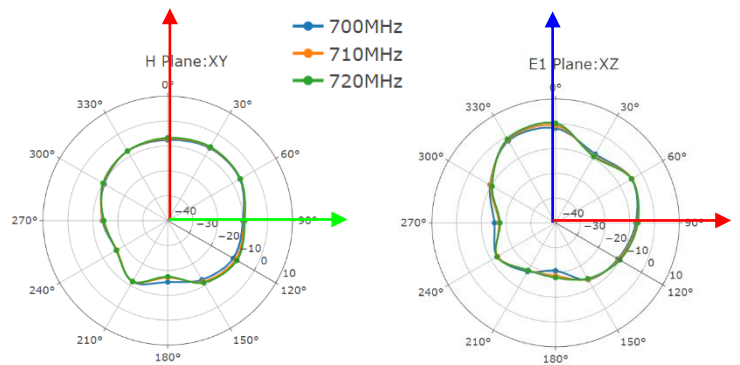
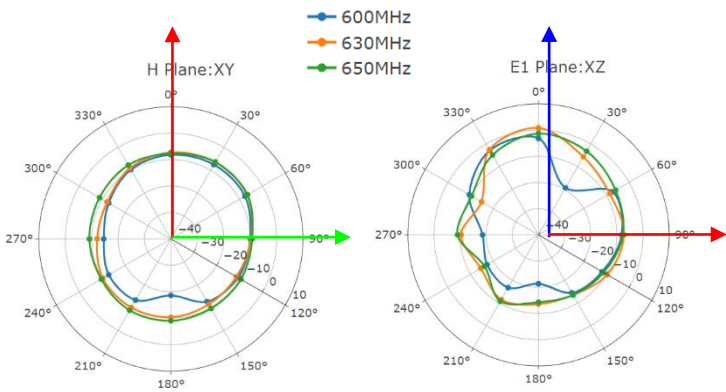
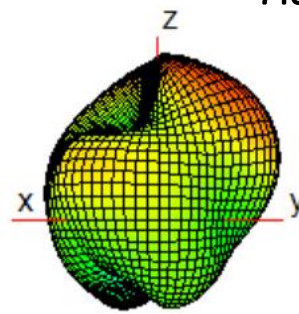


● **LMH1**

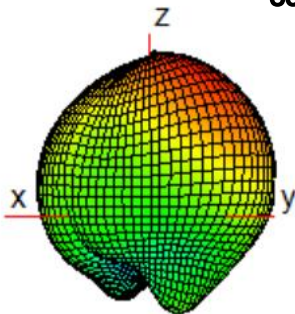
630 MHz



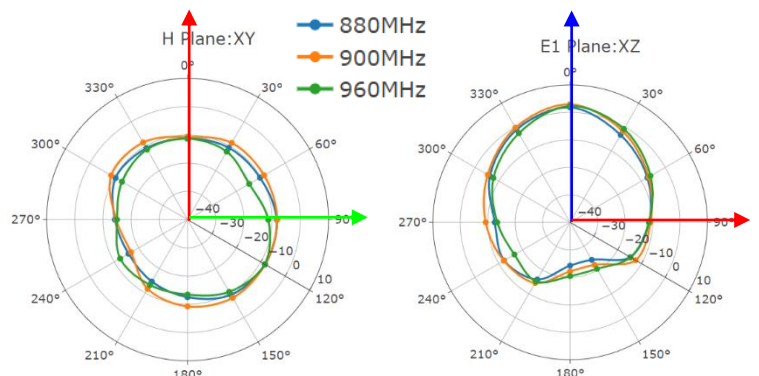
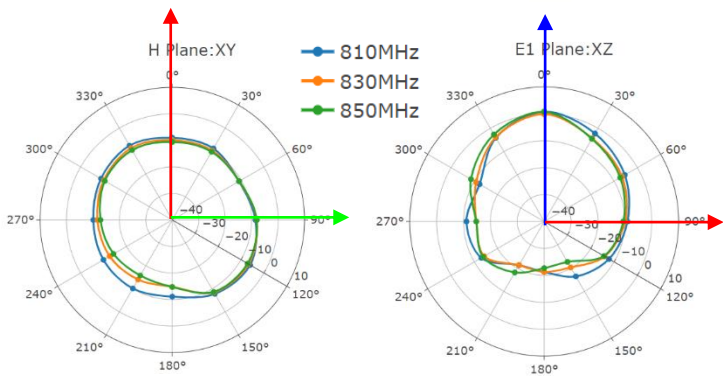

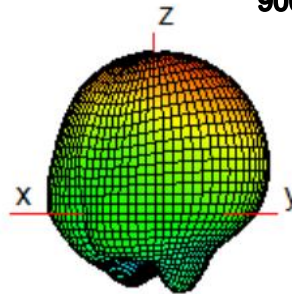
710 MHz



830 MHz


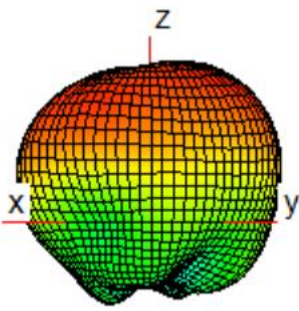


900 MHz

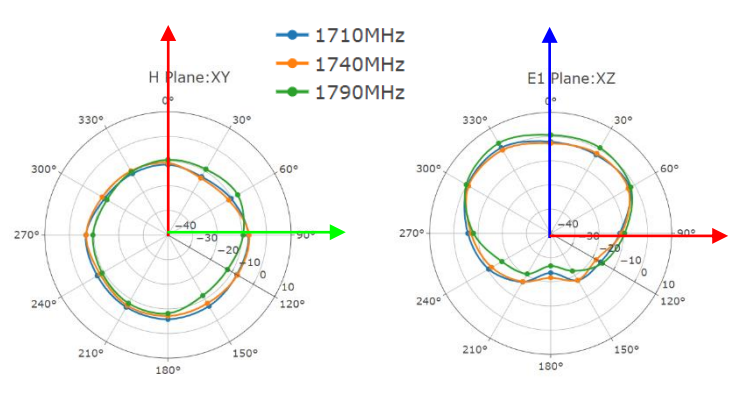
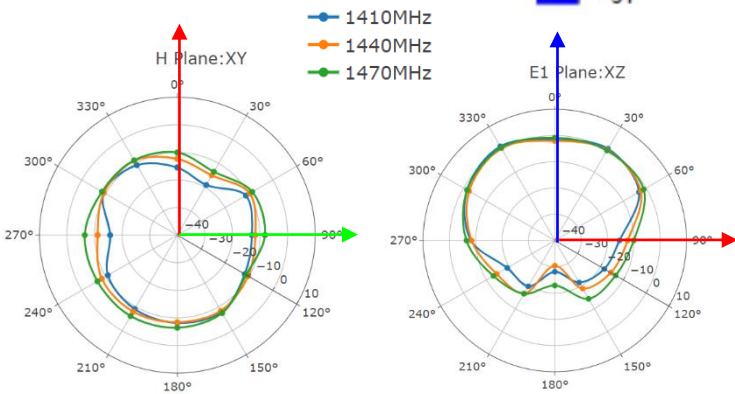

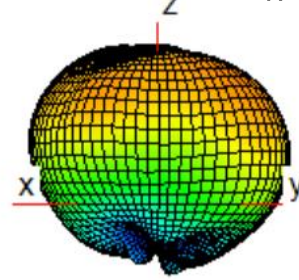


LMH1


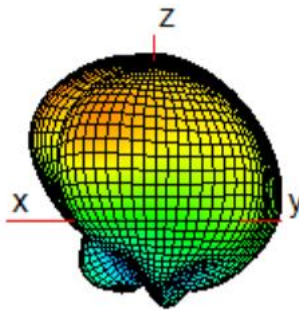
1440 MHz



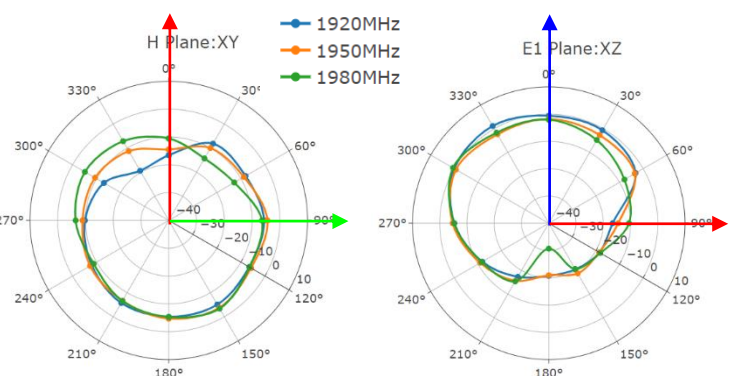
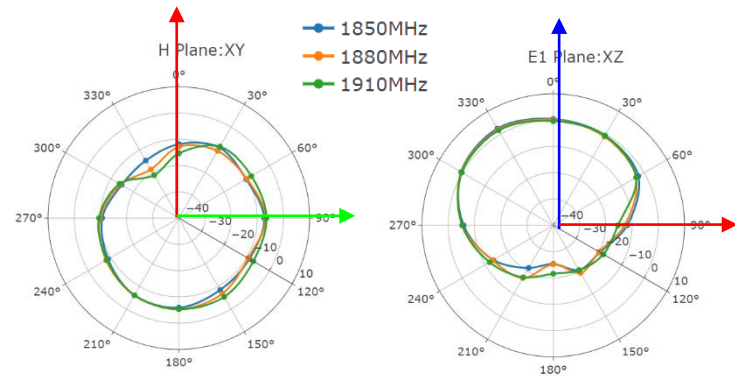

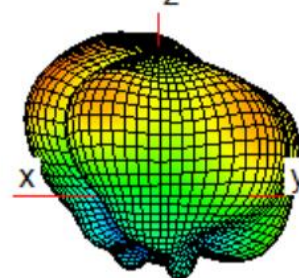
1740 MHz



1880 MHz




1950 MHz

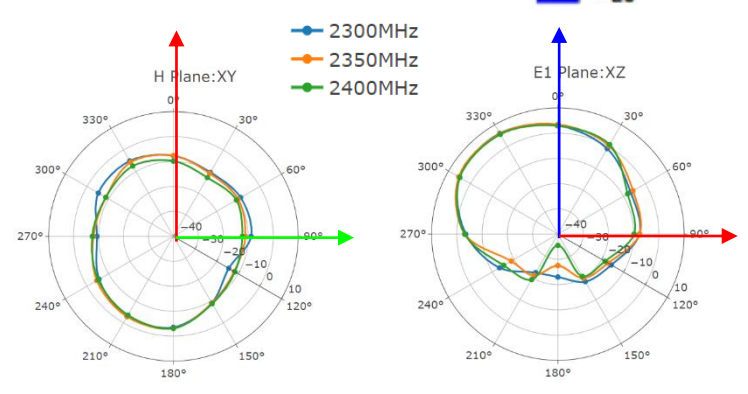
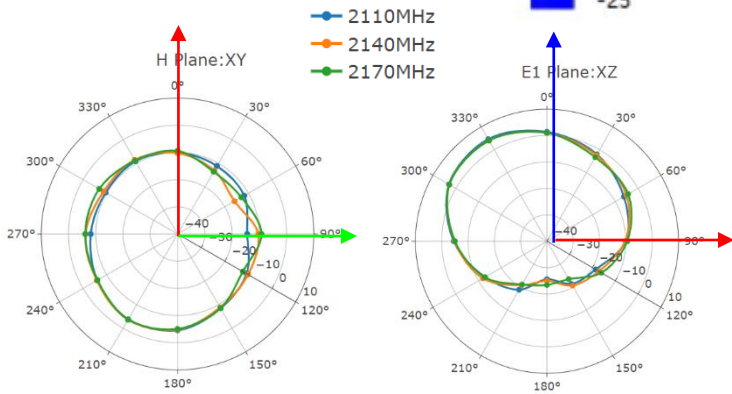



LMH1


2140MHz



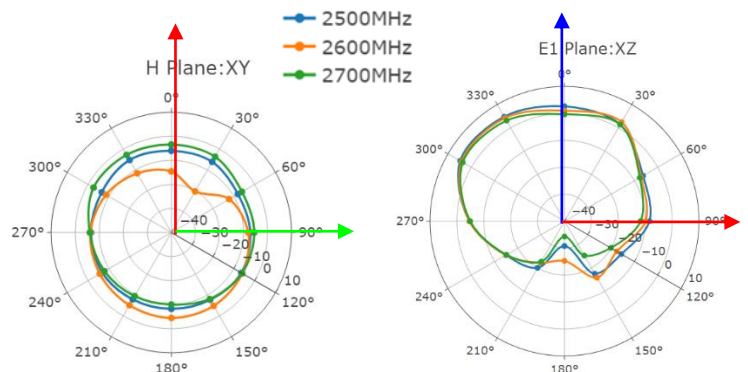
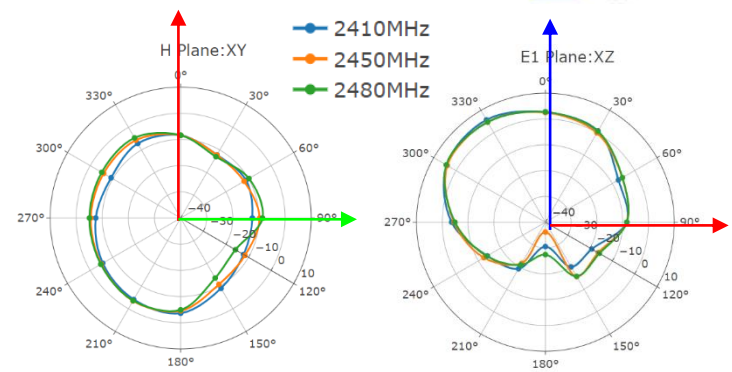
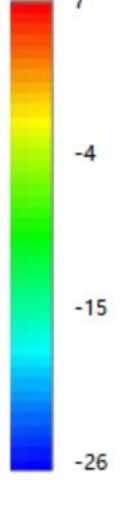
2350 MHz



2450 MHz

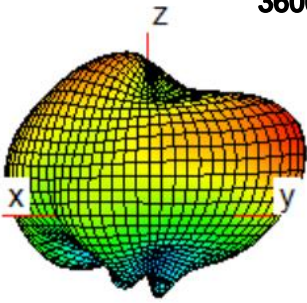


2600 MHz

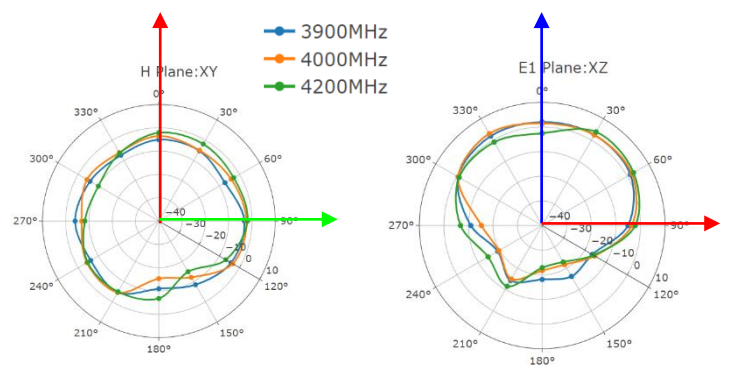
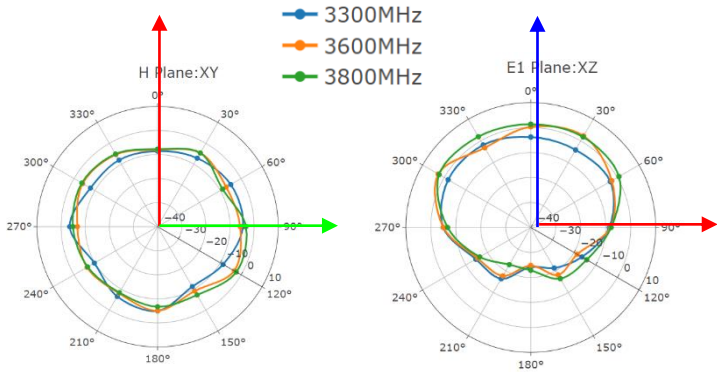

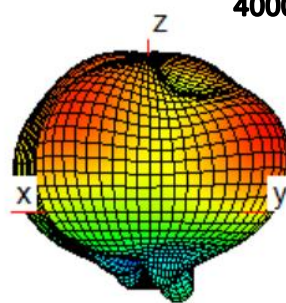


LMH1


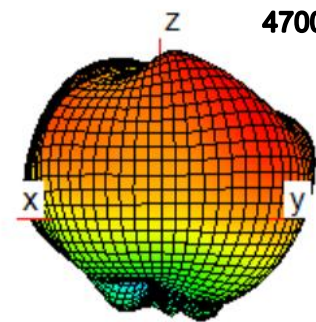
3600 MHz



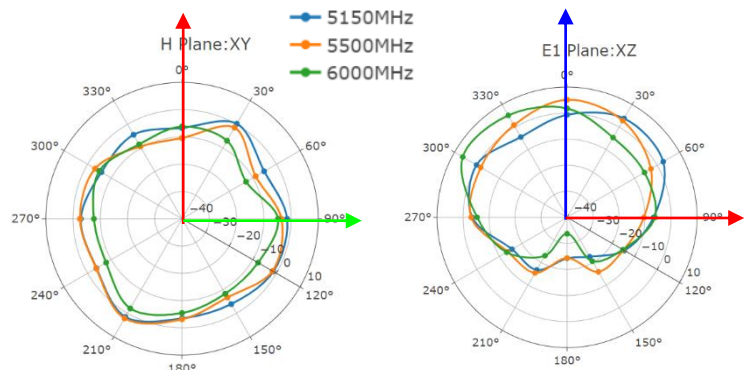
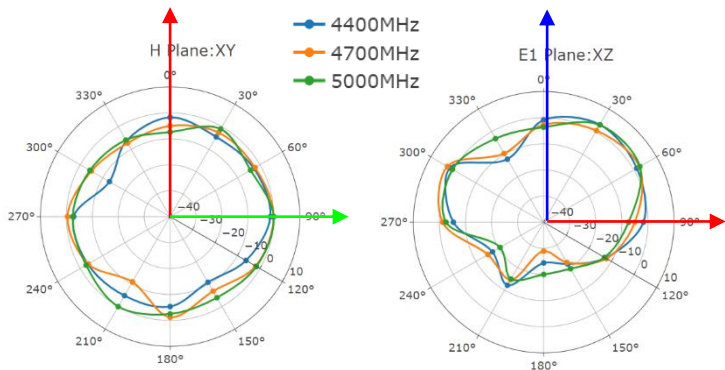

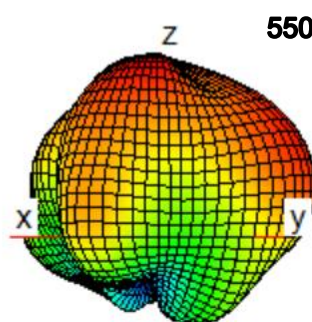
4000 MHz



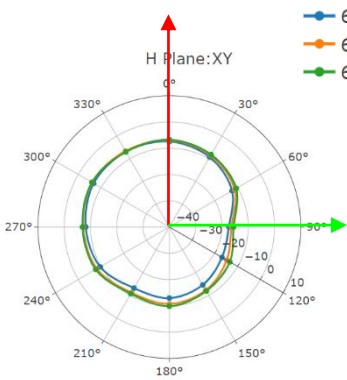
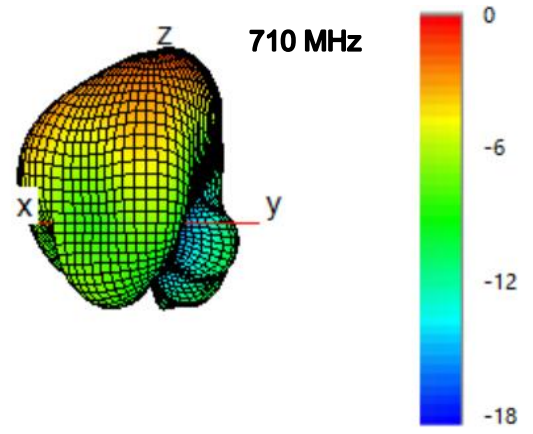
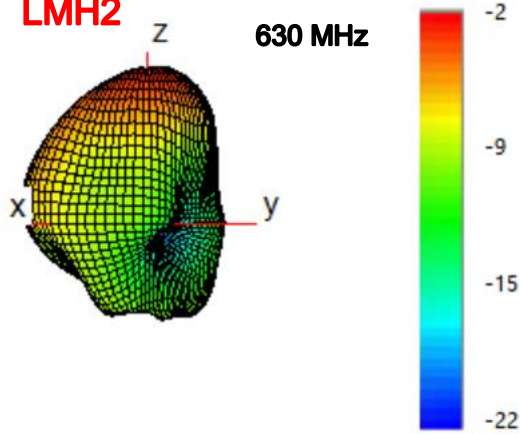
4700 MHz



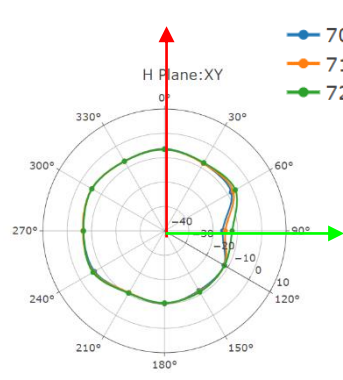
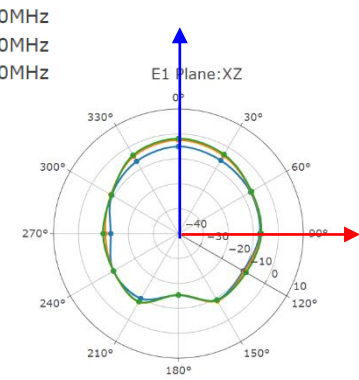
5500 MHz



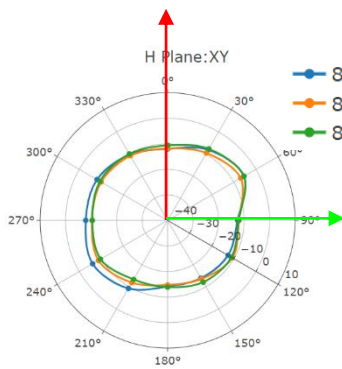
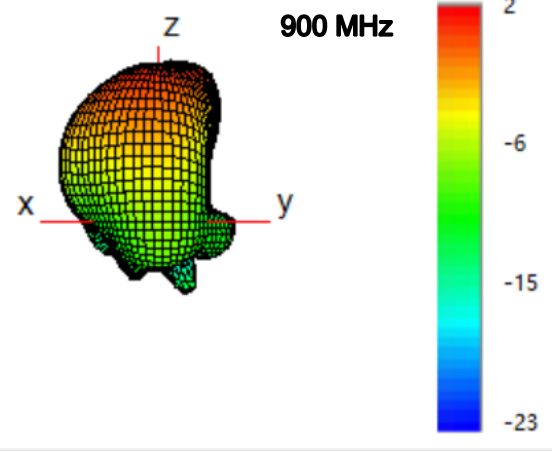
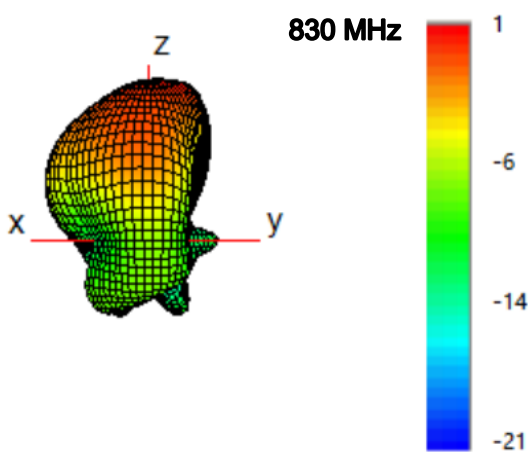
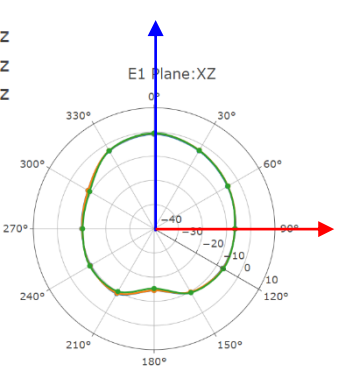
LMH2



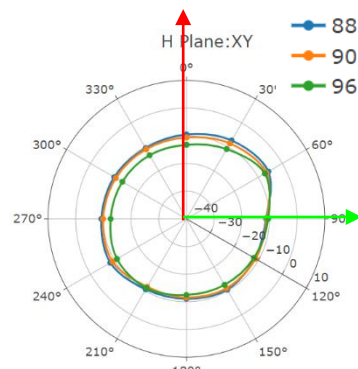
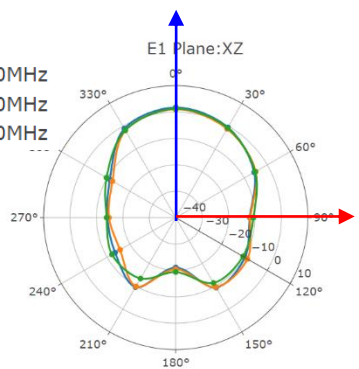
- 600MHz
- 630MHz
- 650MHz



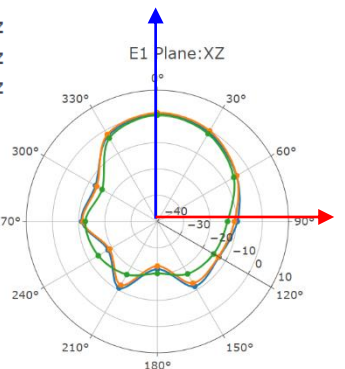
- 700MHz
- 710MHz
- 720MHz



- 810MHz
- 830MHz
- 850MHz

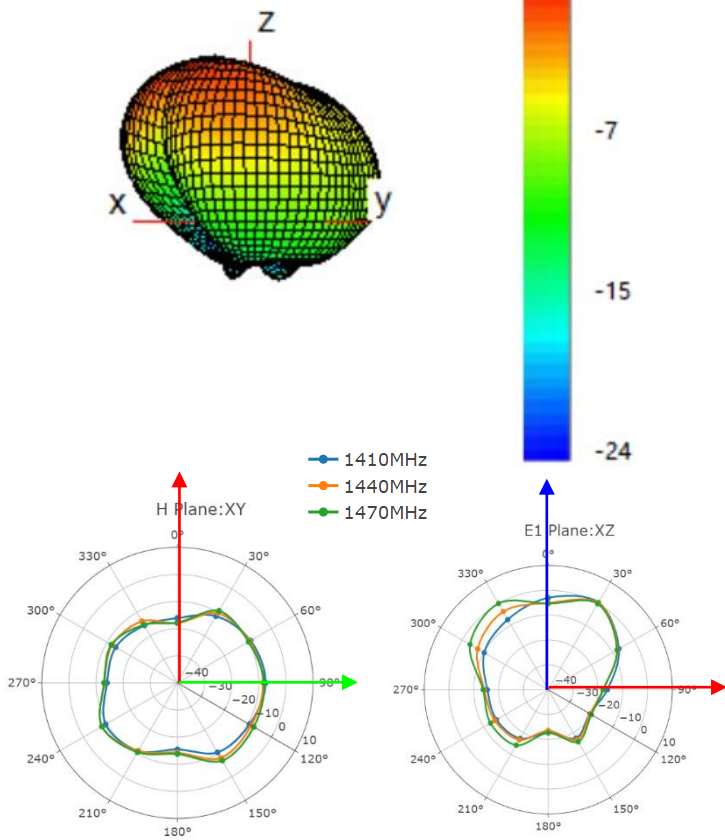


- 880MHz
- 900MHz
- 960MHz

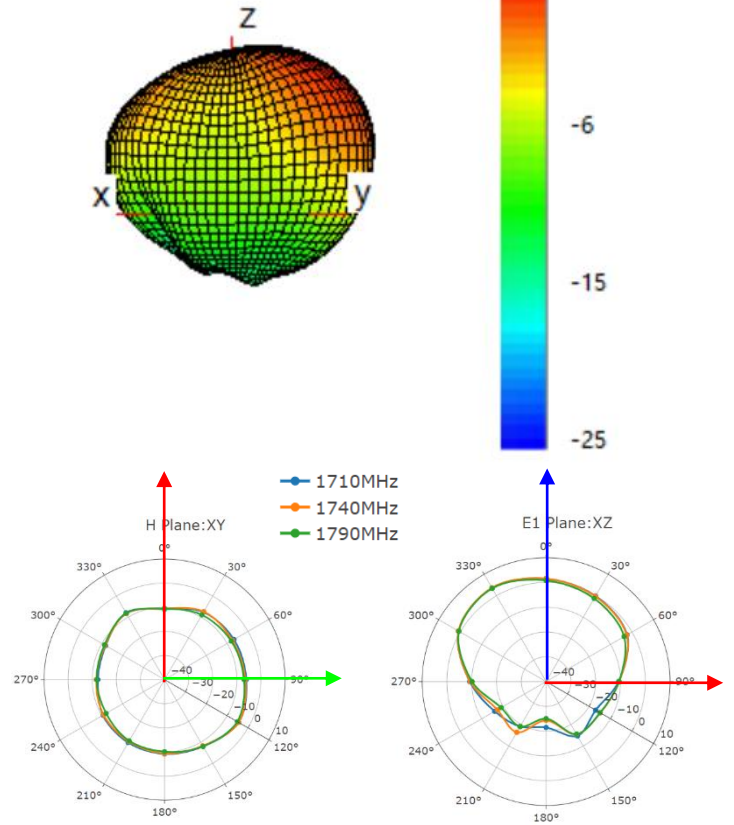


LMH2

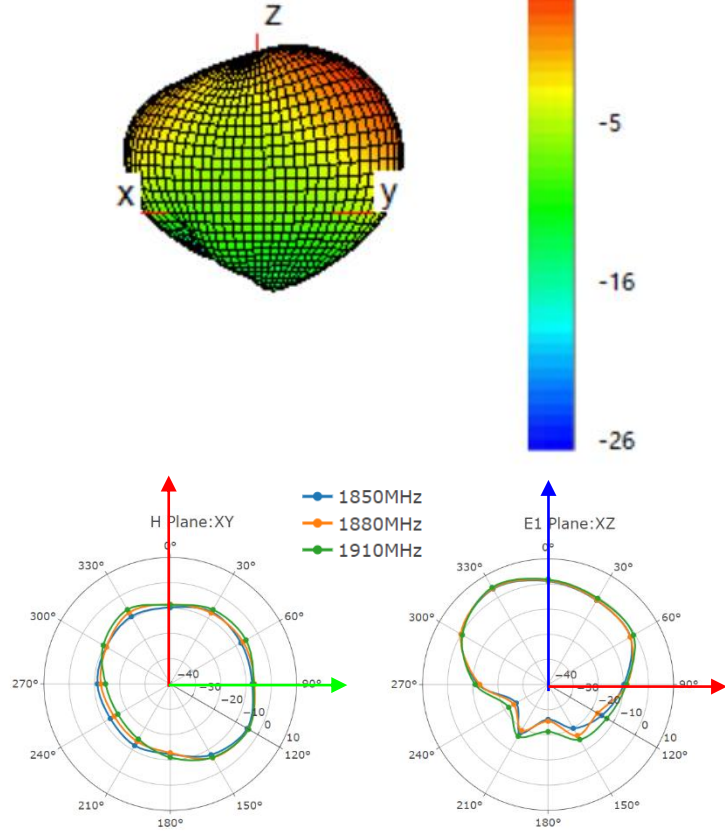
1440 MHz



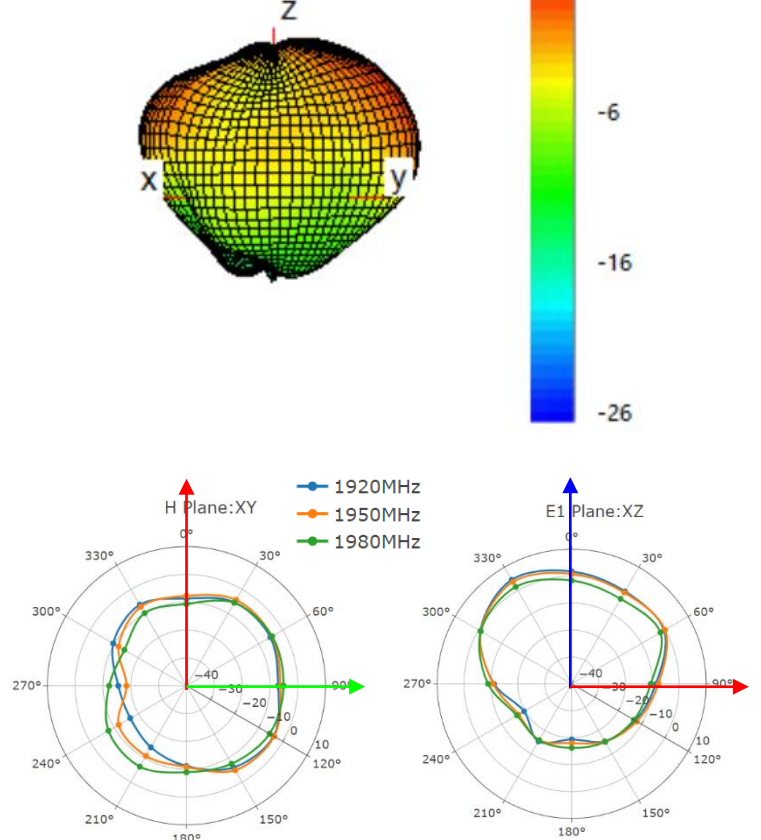
1740 MHz



1880 MHz

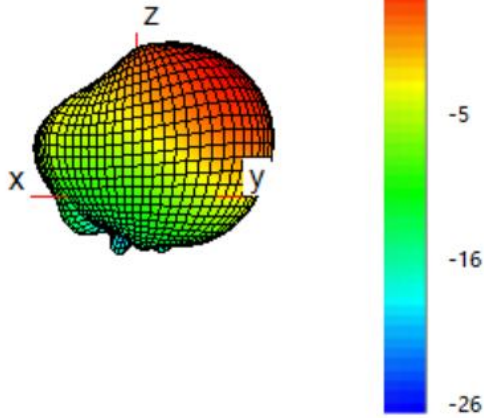


1950 MHz

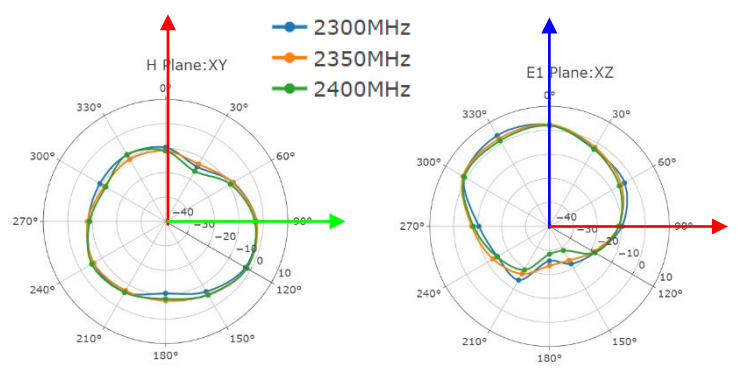
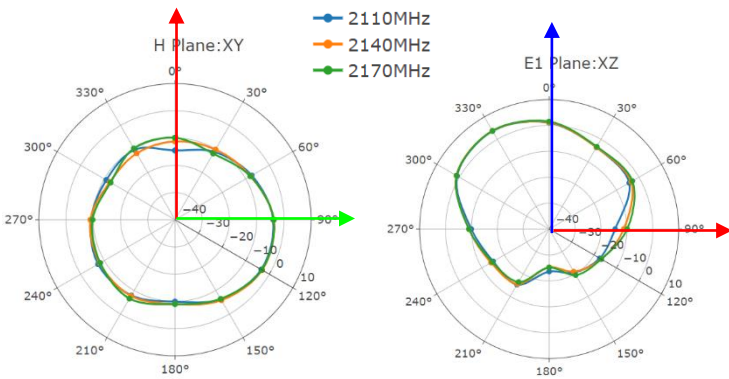
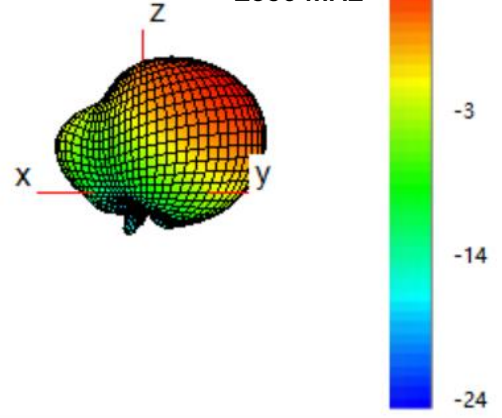


● **LMH2**

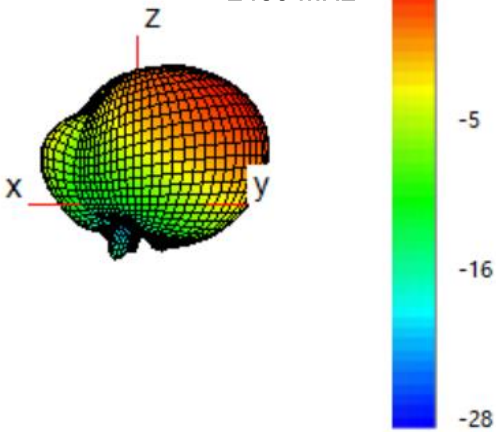
2140 MHz



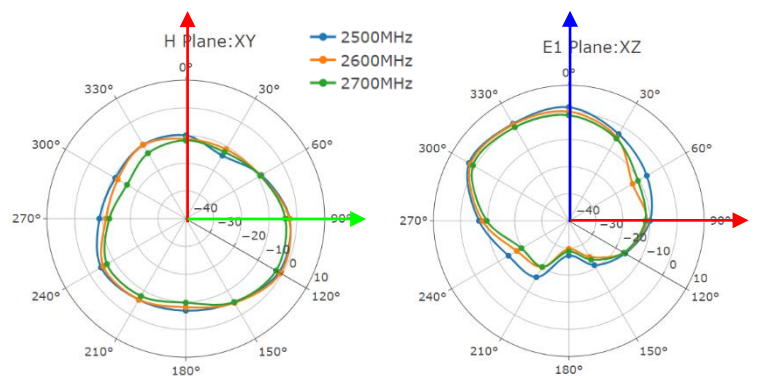
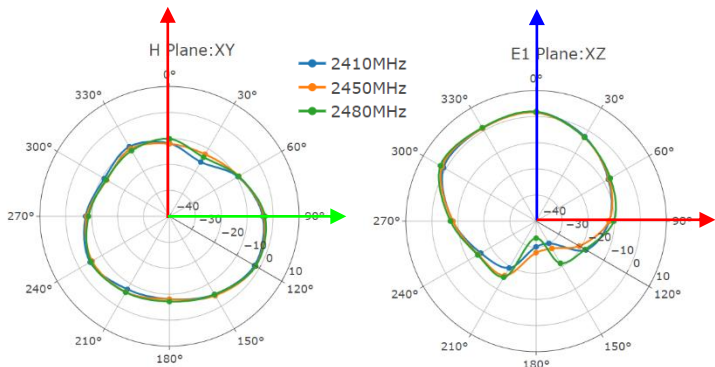
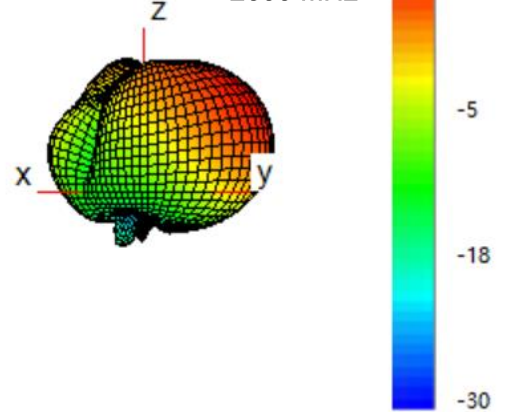
2350 MHz



2450 MHz


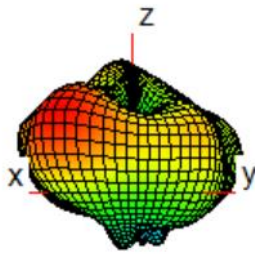


2600 MHz

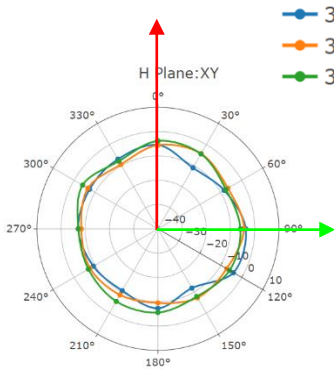

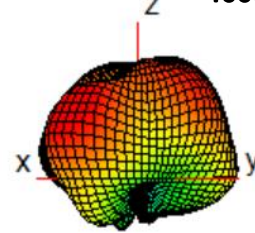


LMH2

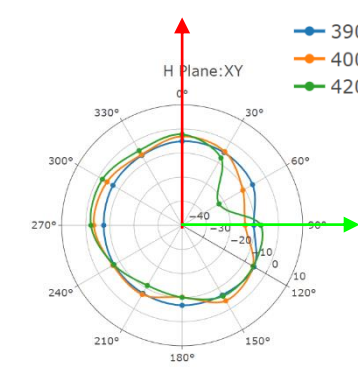
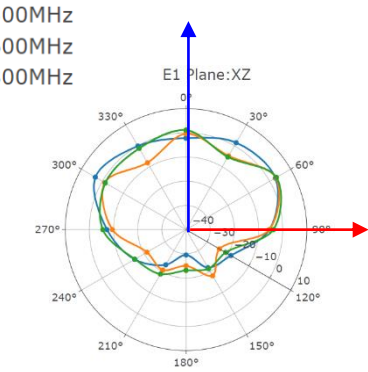
3600 MHz



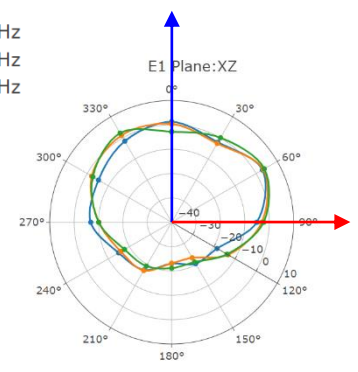
4000 MHz




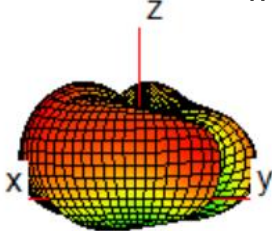
— 3300MHz
— 3600MHz
— 3800MHz



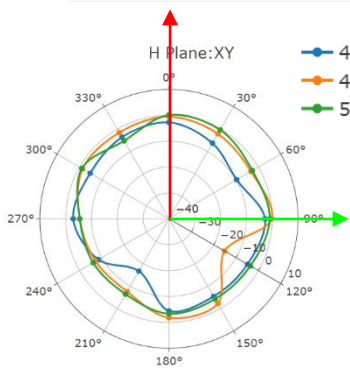
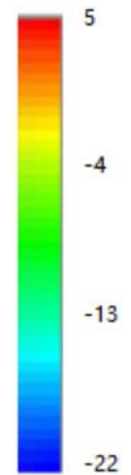
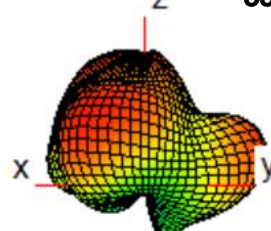
— 3900MHz
— 4000MHz
— 4200MHz



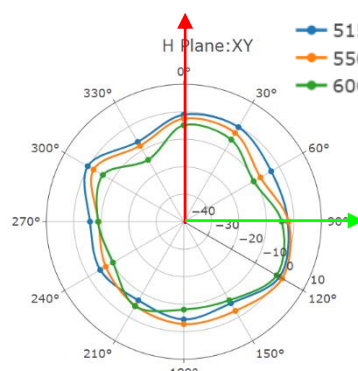
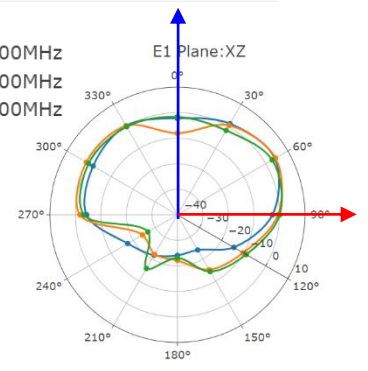
4700 MHz



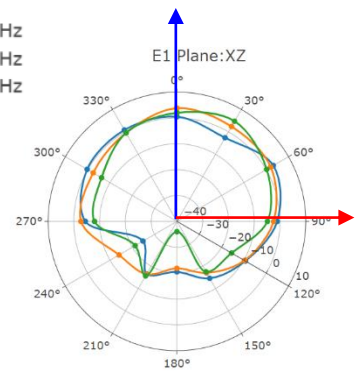
5500 MHz



— 4400MHz
— 4700MHz
— 5000MHz

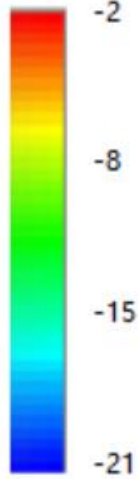
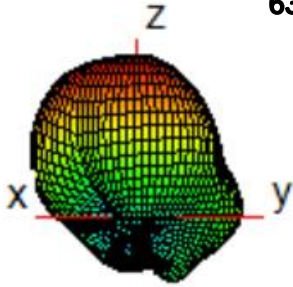


— 5150MHz
— 5500MHz
— 6000MHz

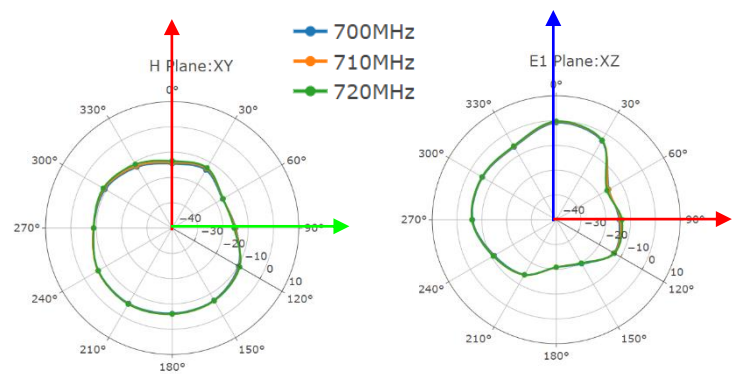
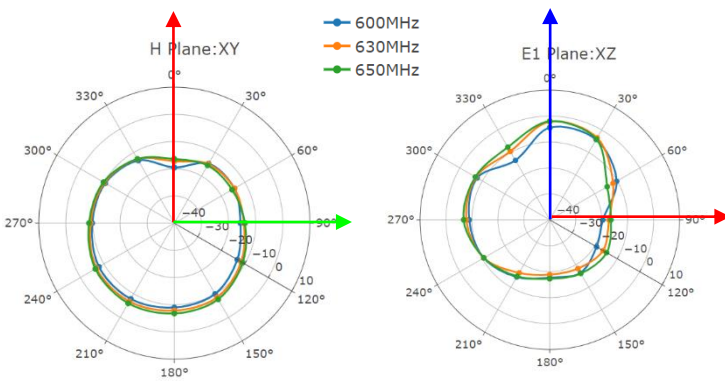
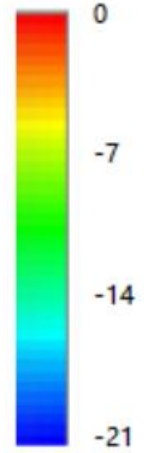
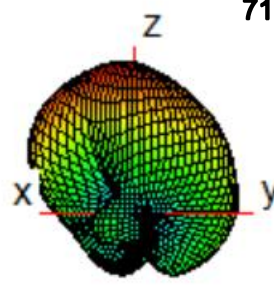


LMH3

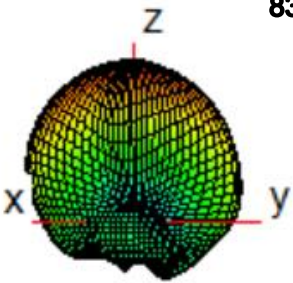
630 MHz



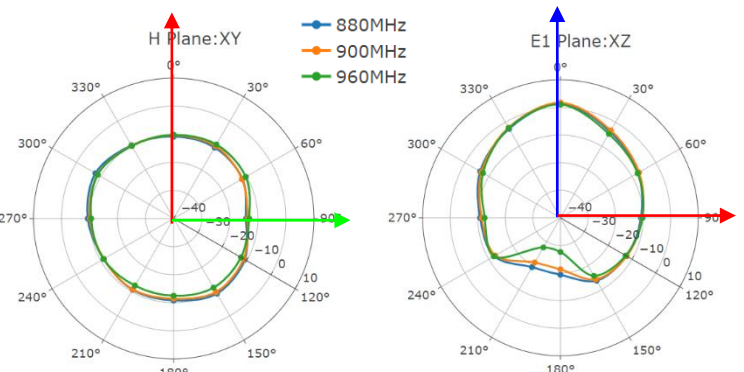
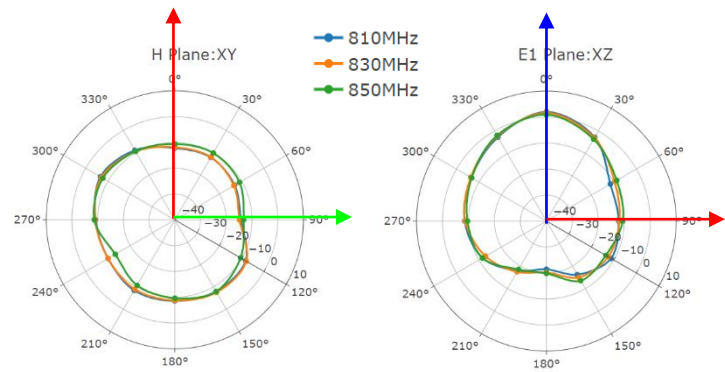
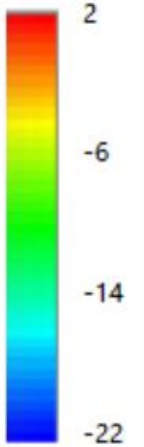
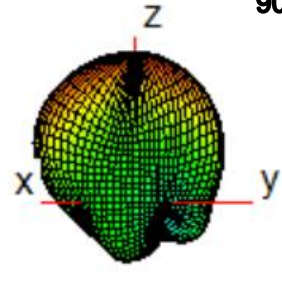
710 MHz



830 MHz

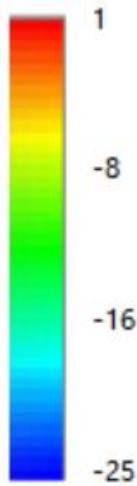
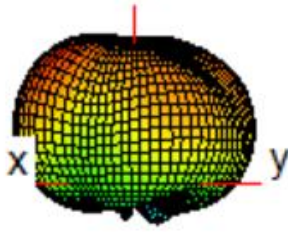


900 MHz

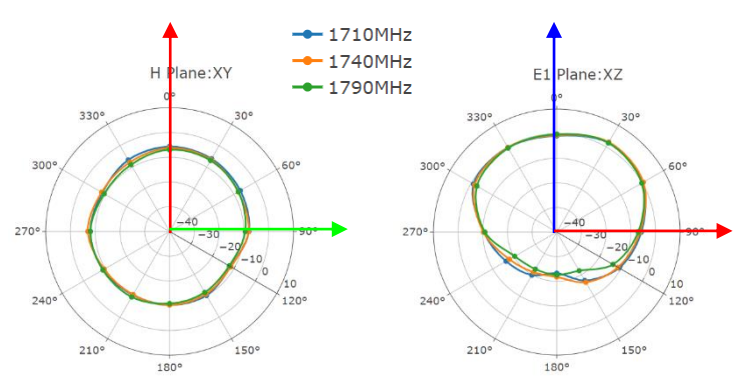
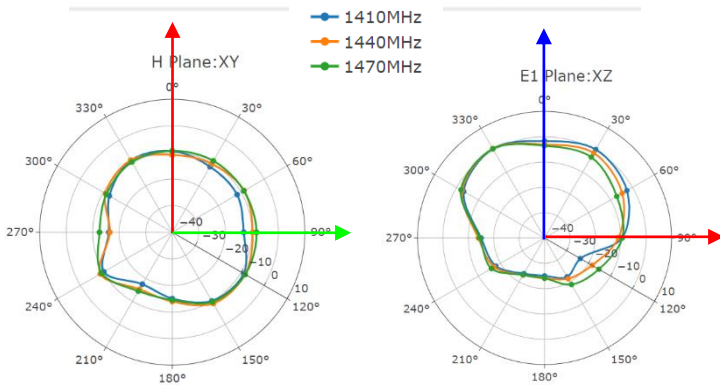
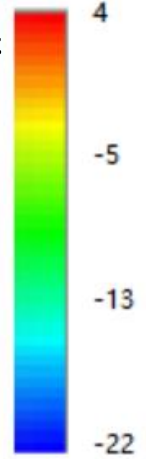
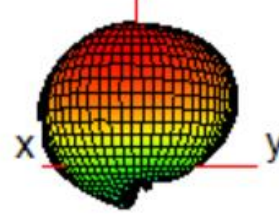


LMH3

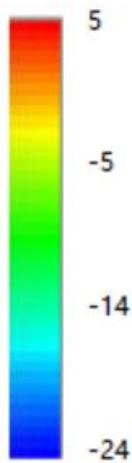
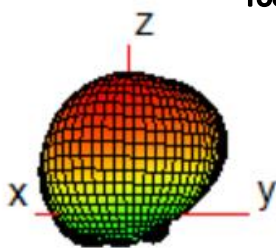
1440 MHz



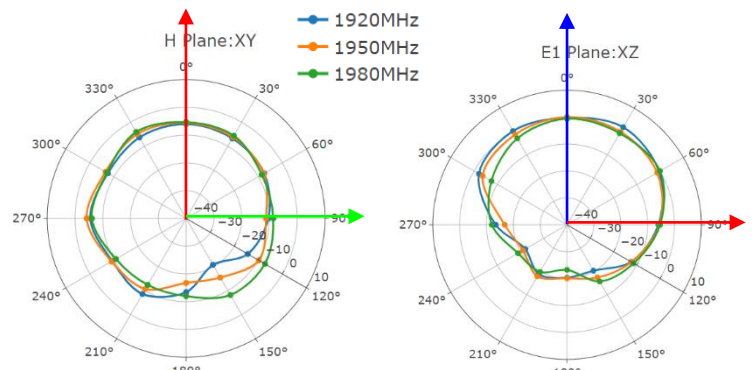
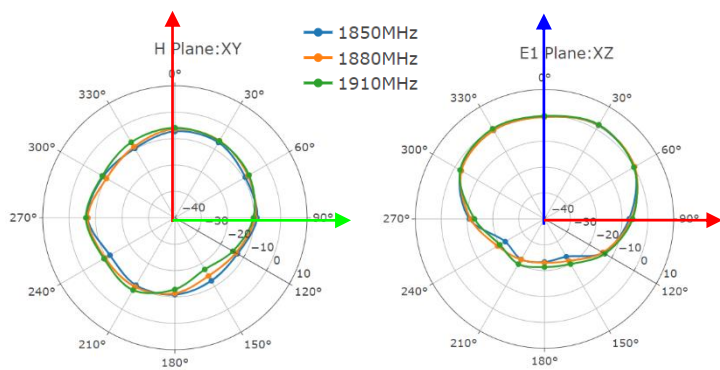
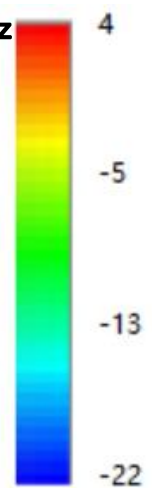
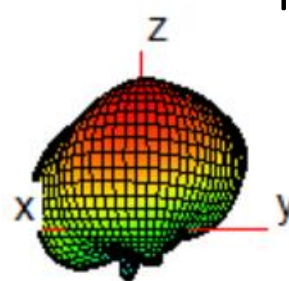
1740 MHz



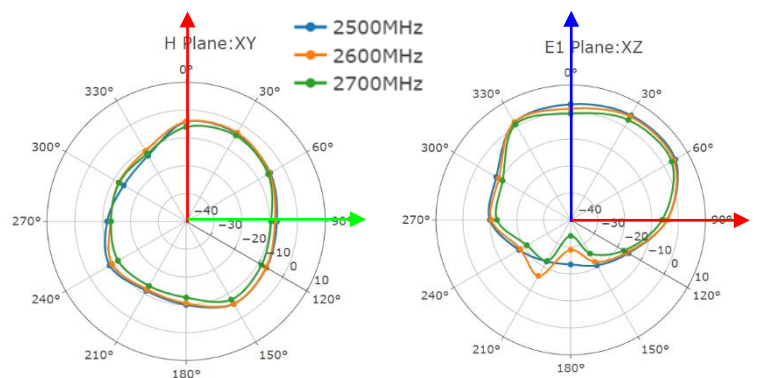
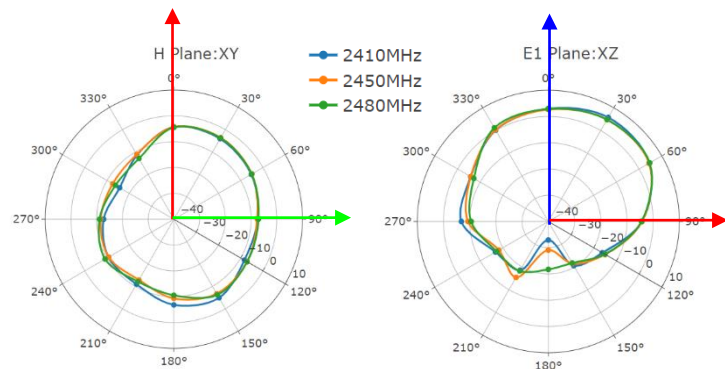
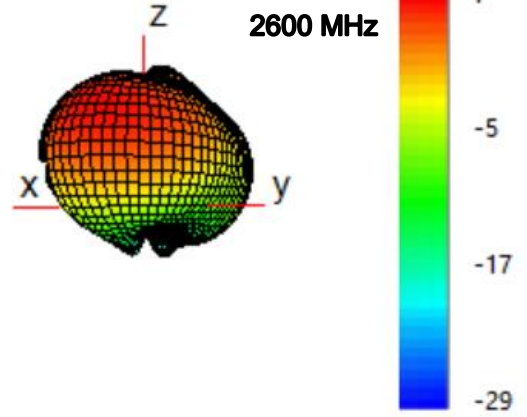
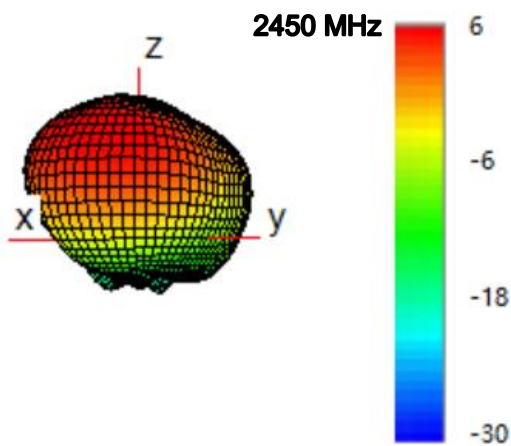
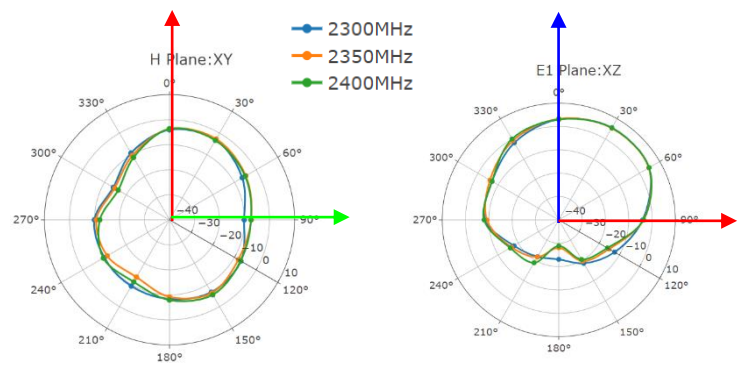
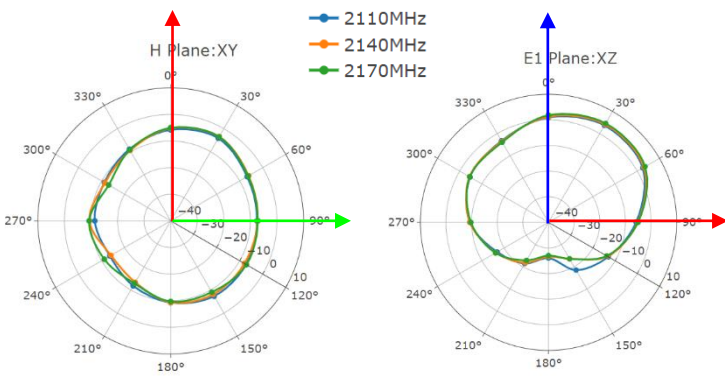
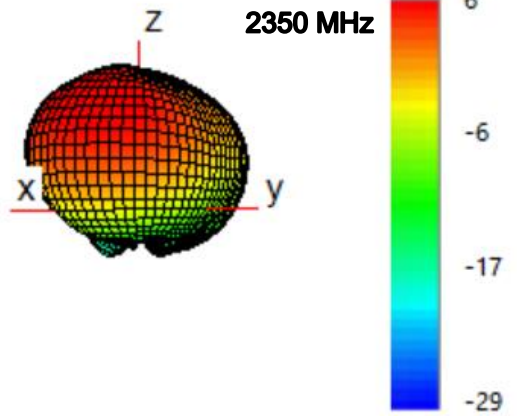
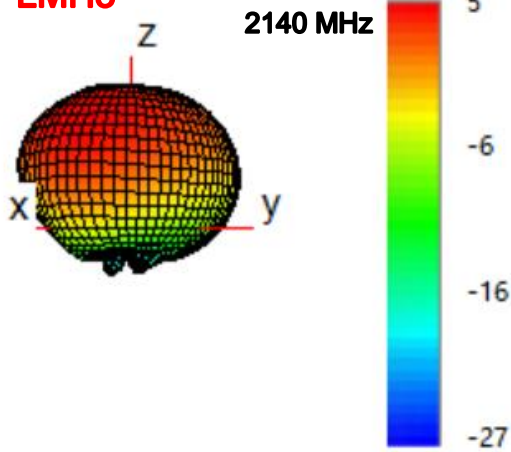
1880 MHz



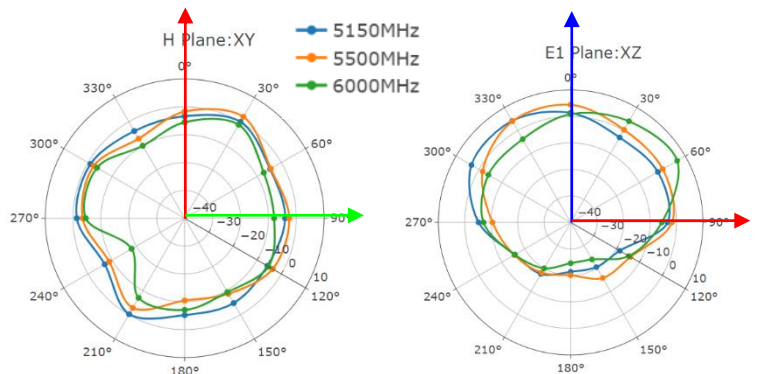
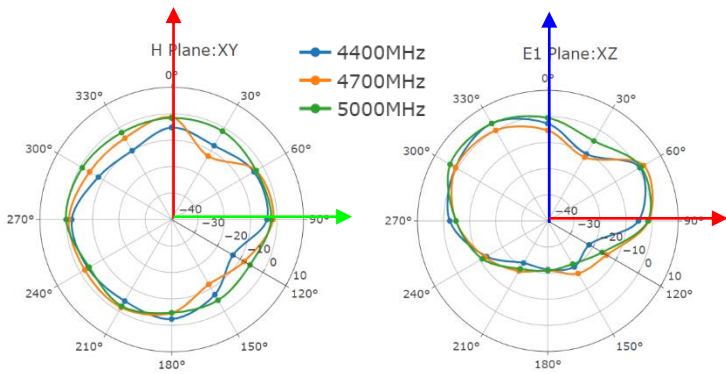
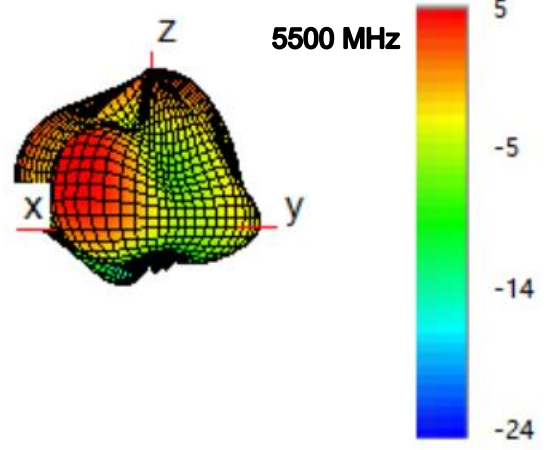
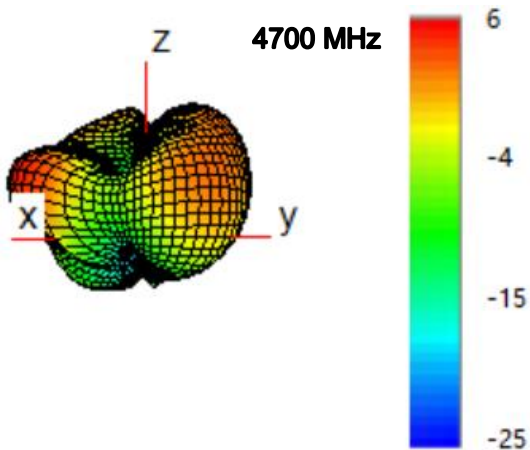
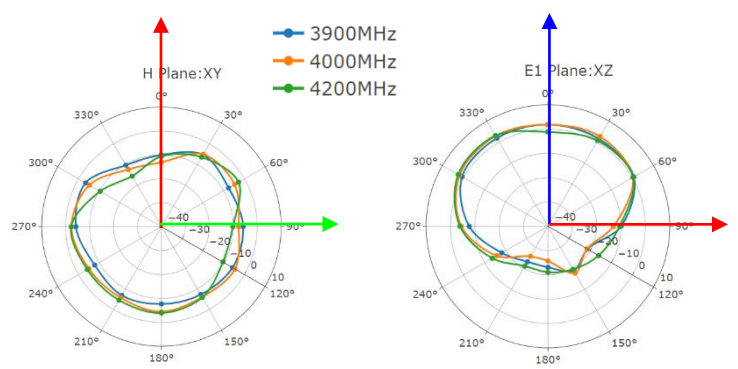
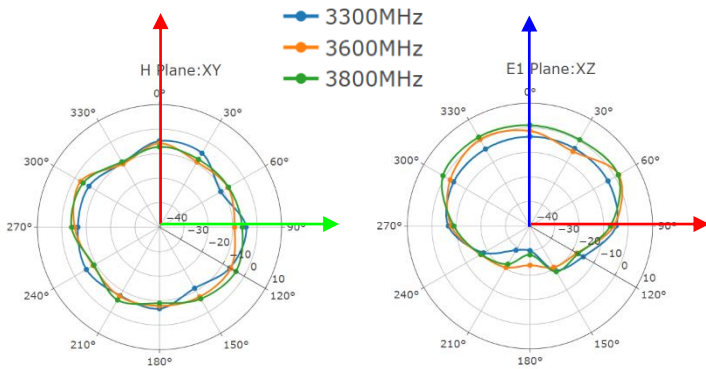
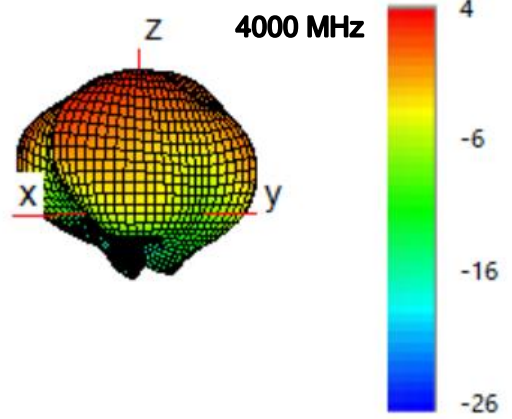
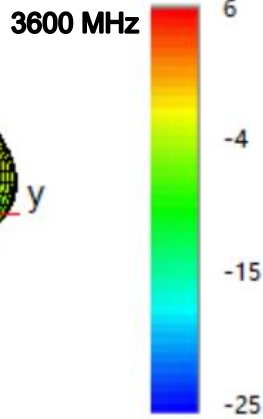
1950 MHz



LMH3

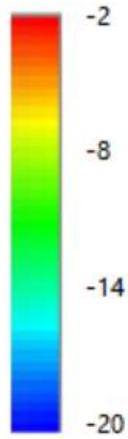
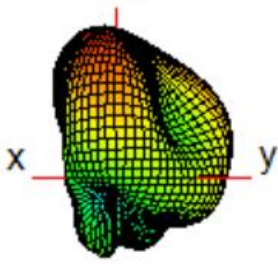


● **LMH3**

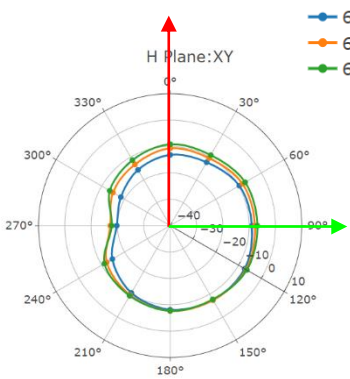
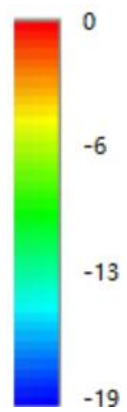
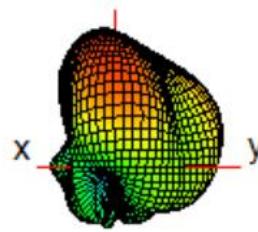


LMH4

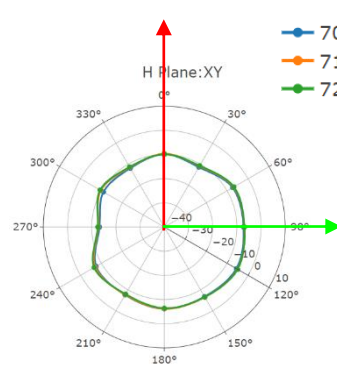
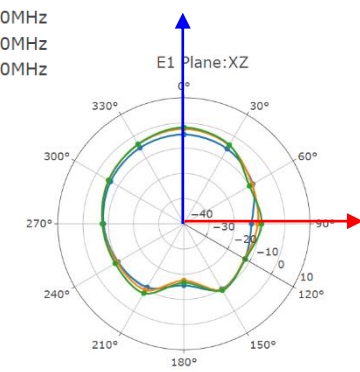
630 MHz



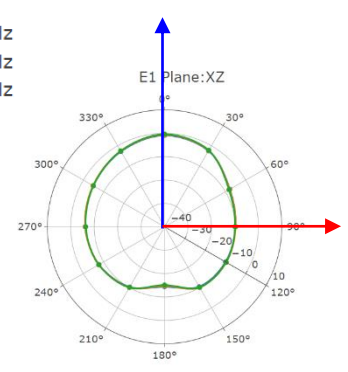
710 MHz



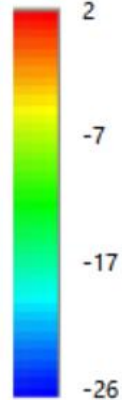
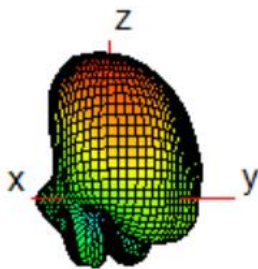
600MHz
630MHz
650MHz



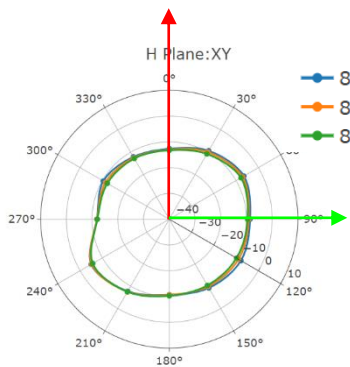
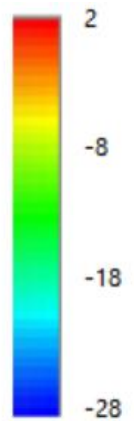
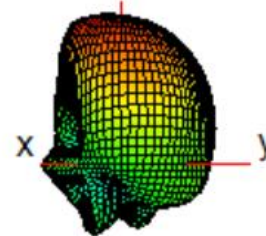
700MHz
710MHz
720MHz



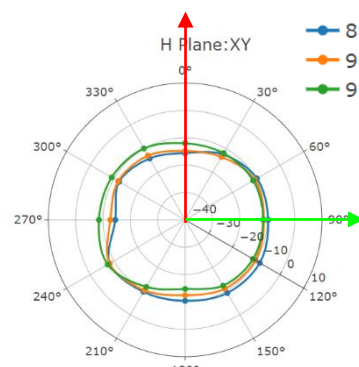
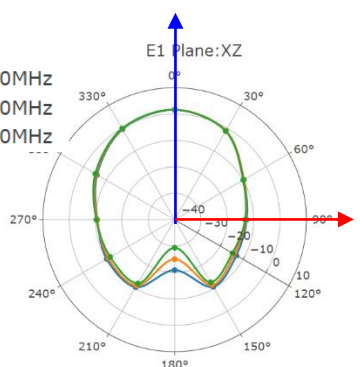
830 MHz



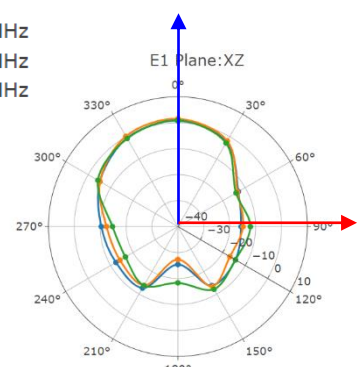
900 MHz



810MHz
830MHz
850MHz

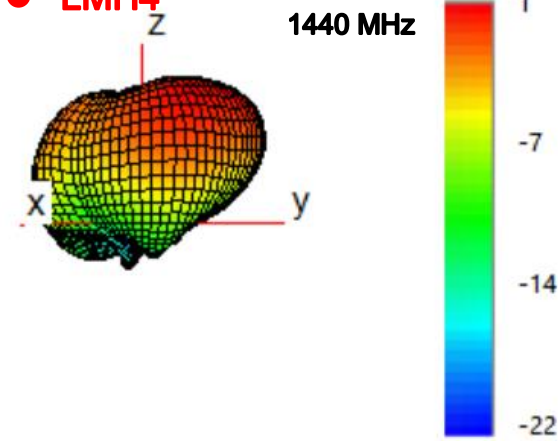


880MHz
900MHz
960MHz

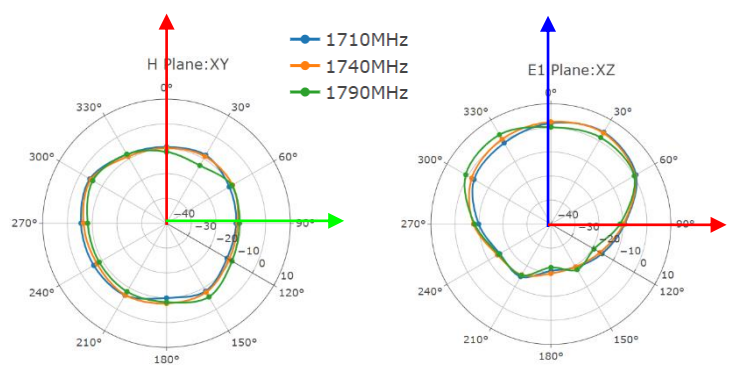
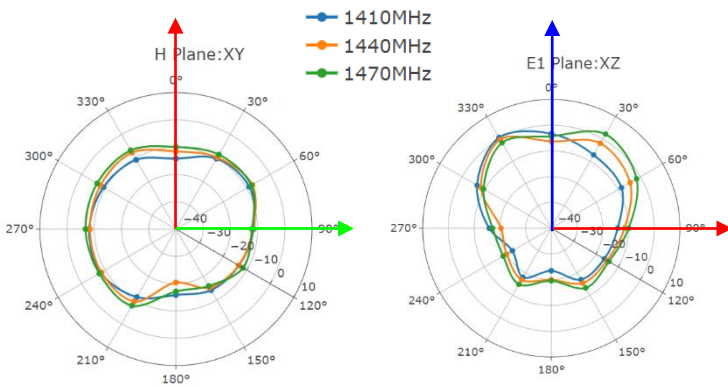
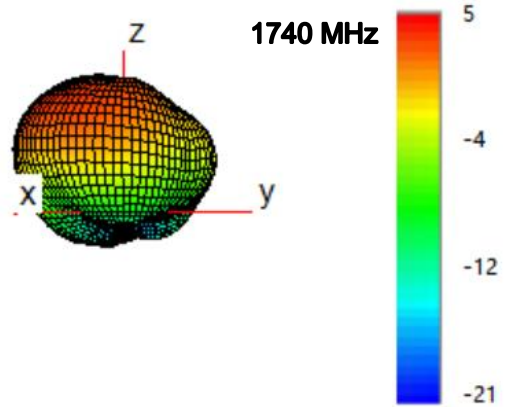


● LMH4

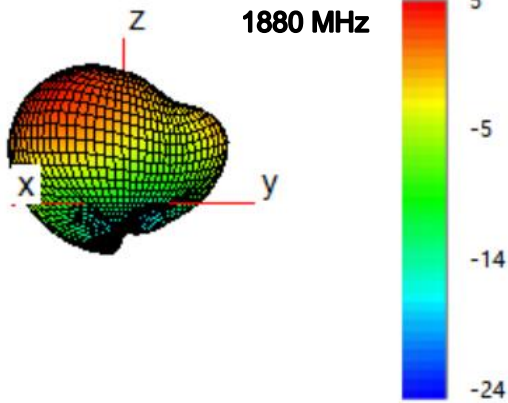
1440 MHz



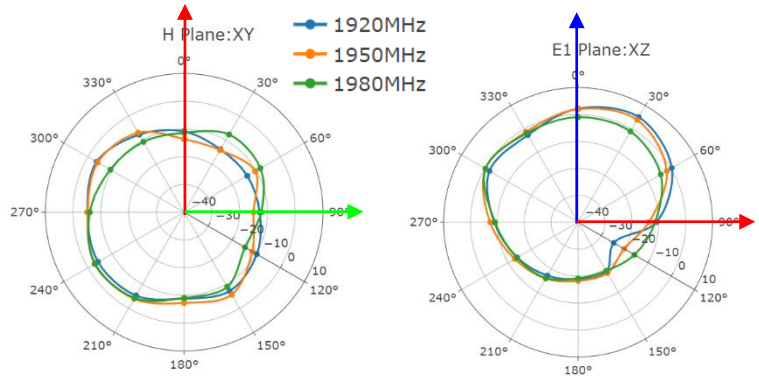
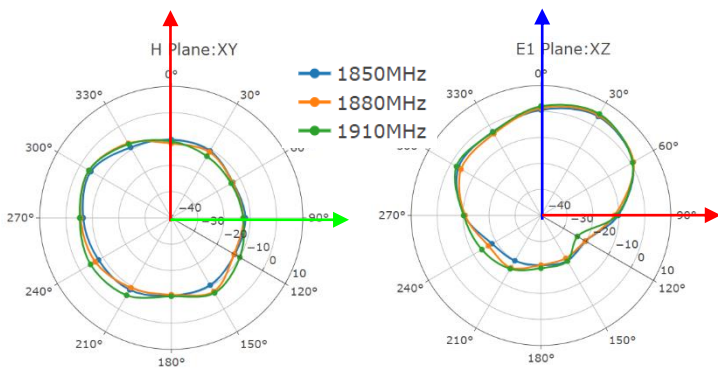
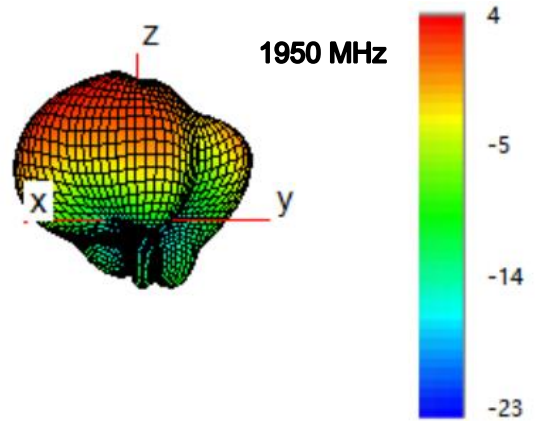
1740 MHz



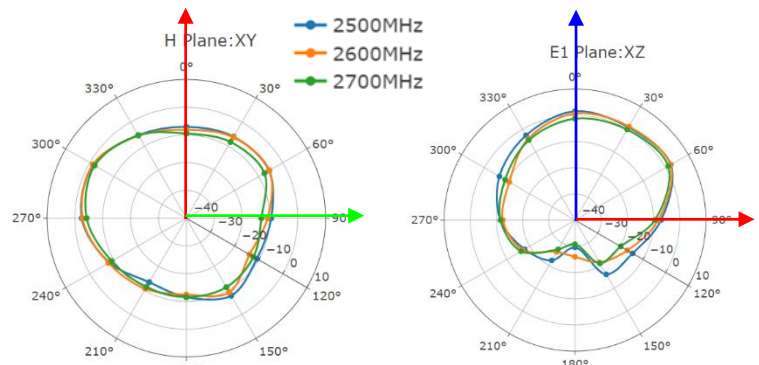
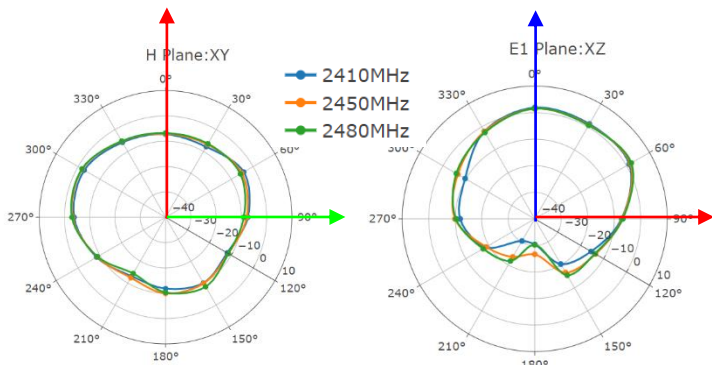
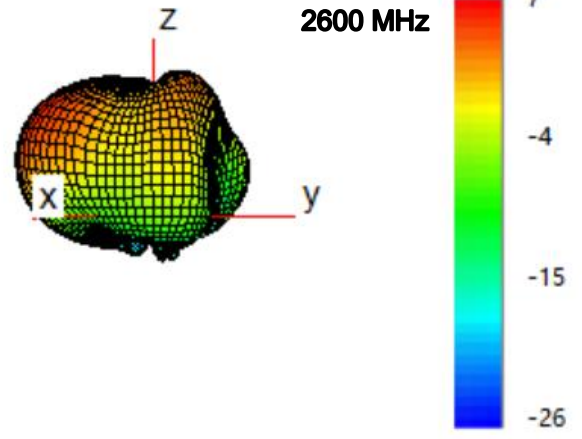
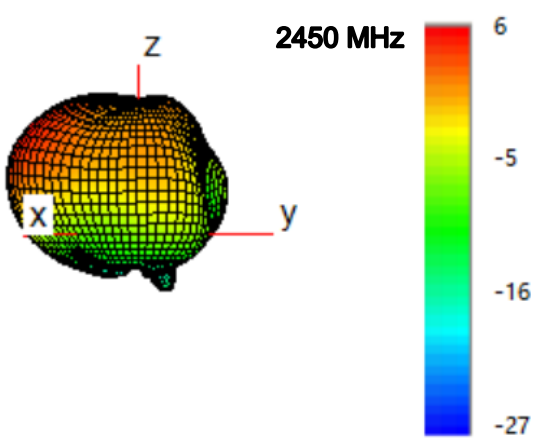
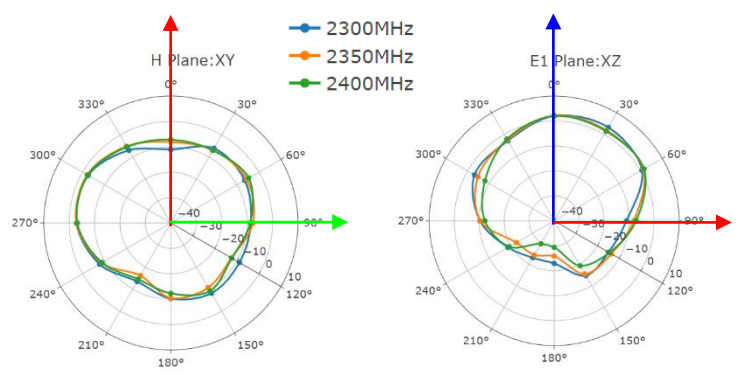
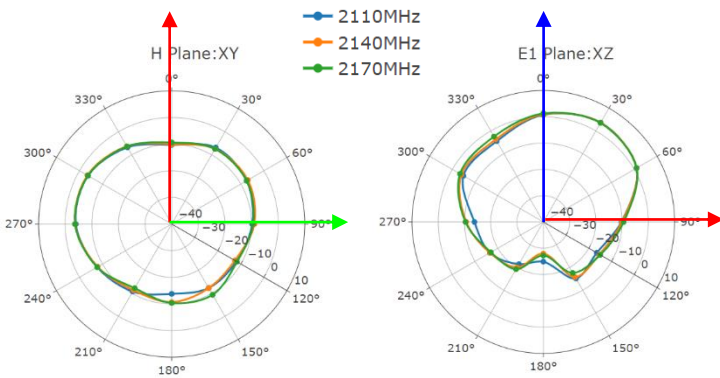
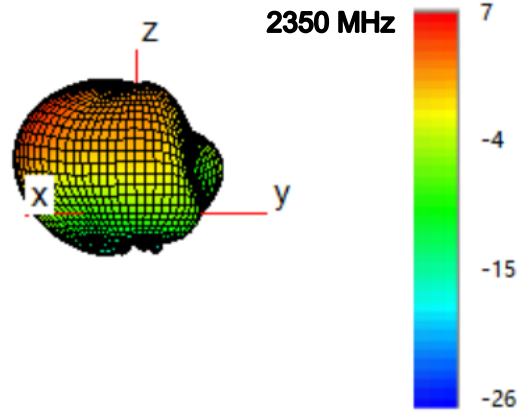
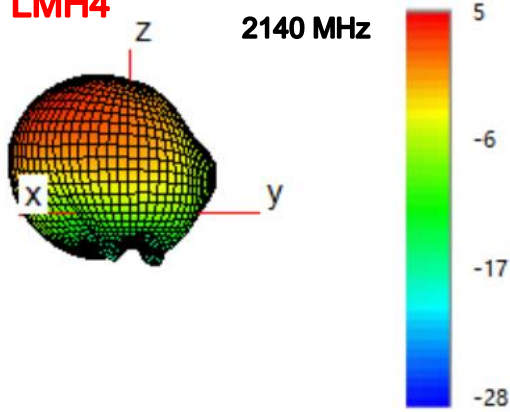
1880 MHz



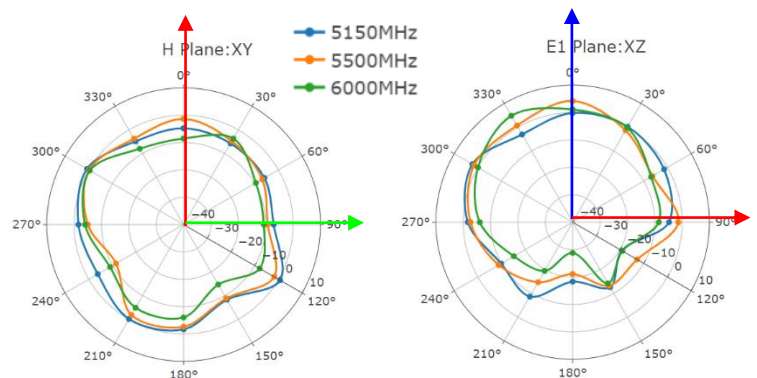
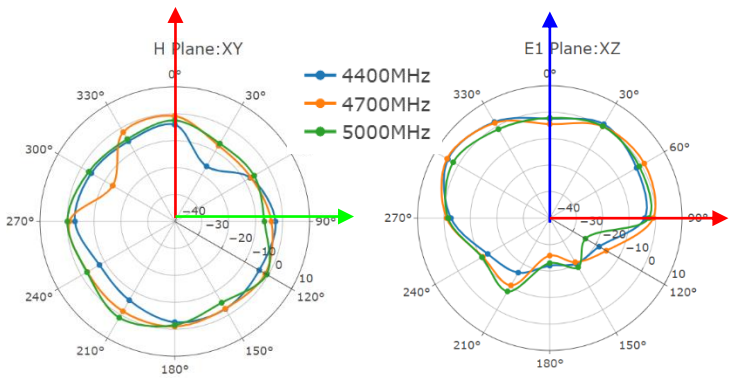
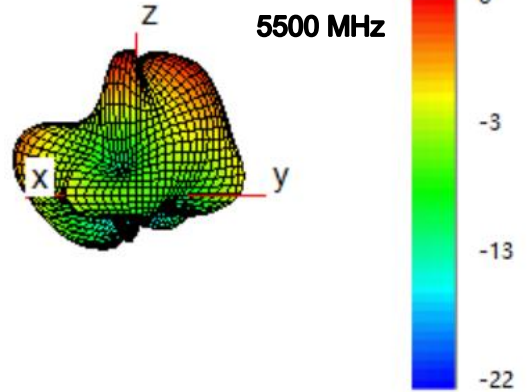
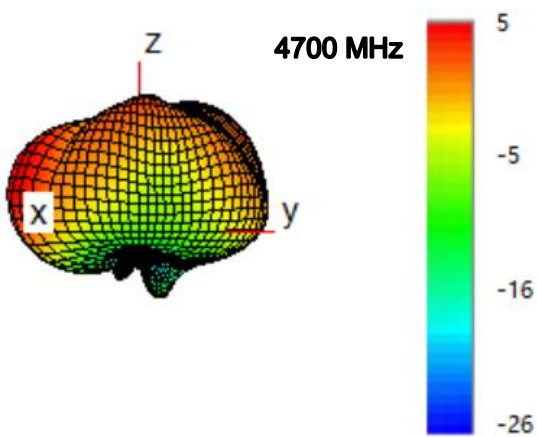
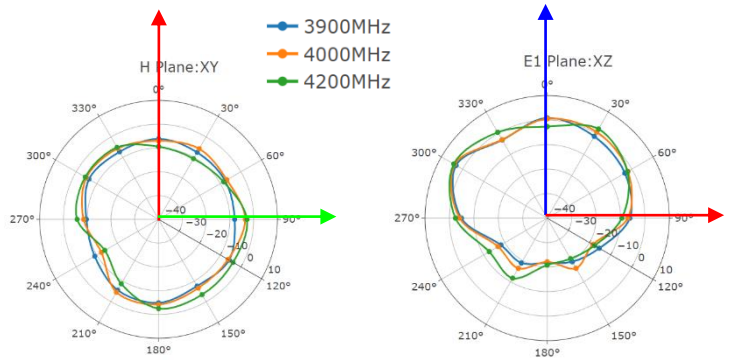
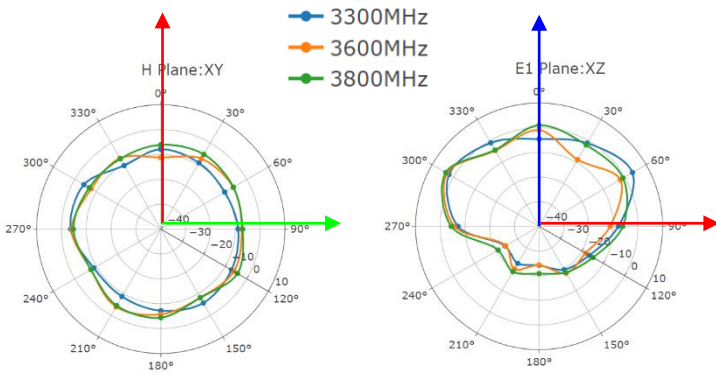
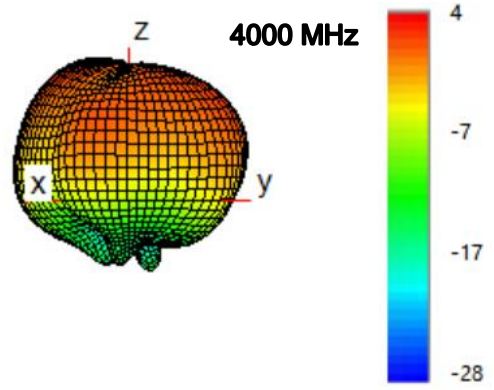
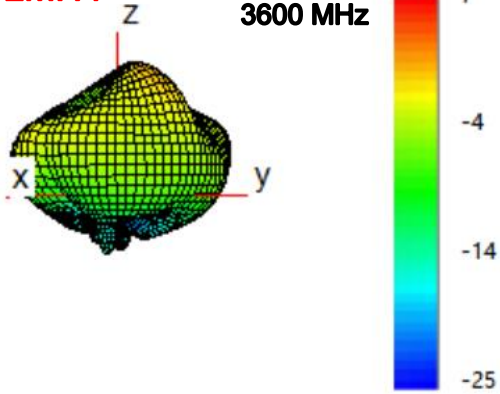
1950 MHz

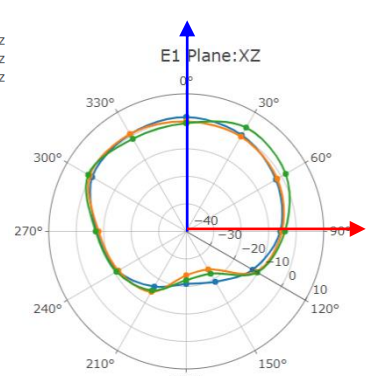
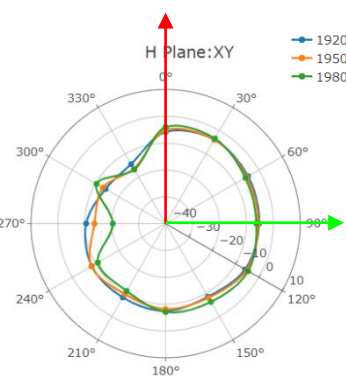
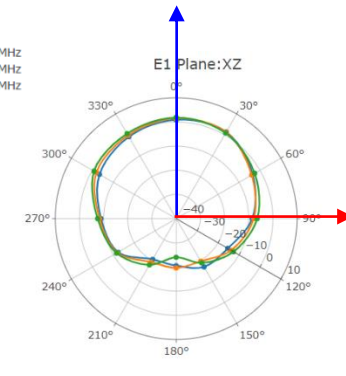
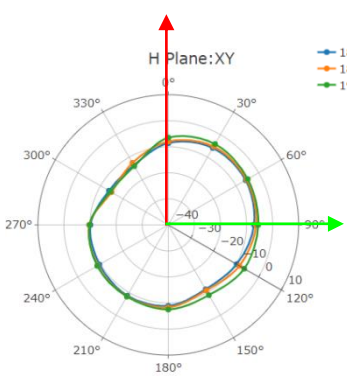
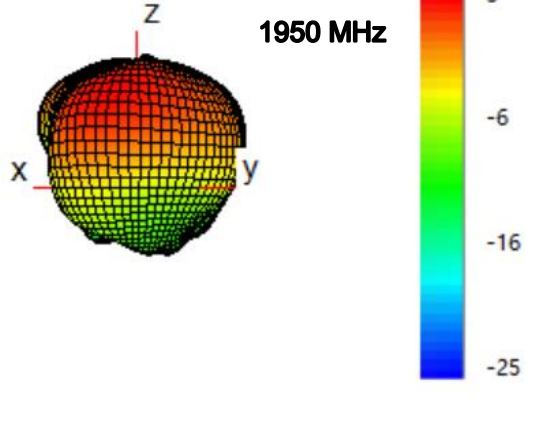
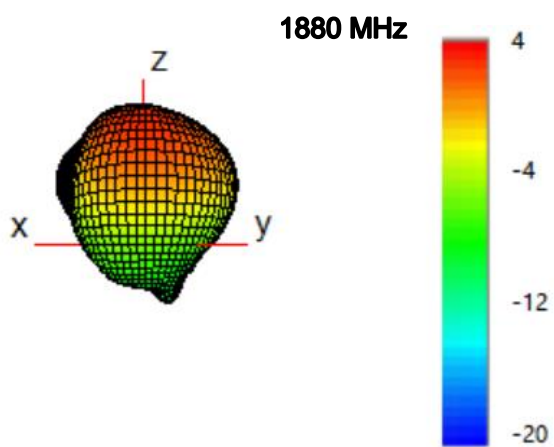
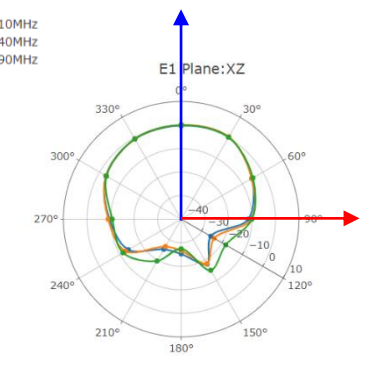
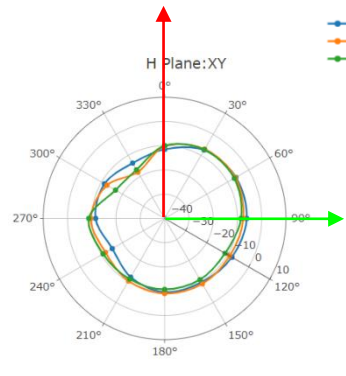
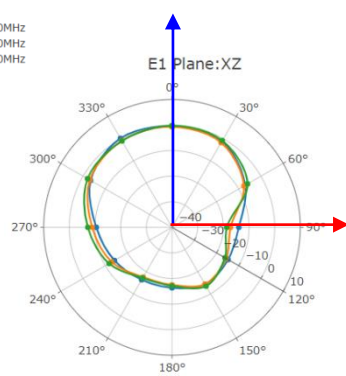
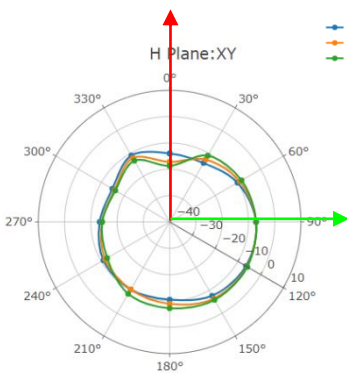
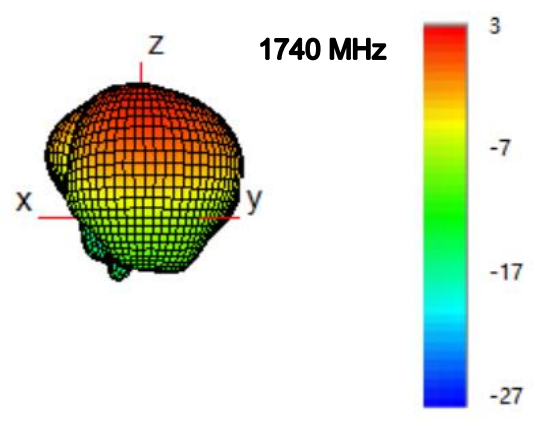
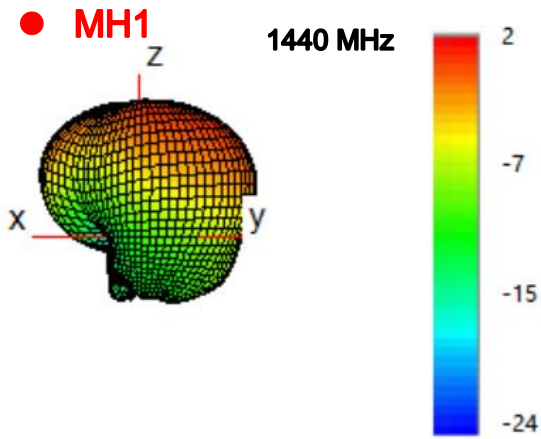


● LMH4



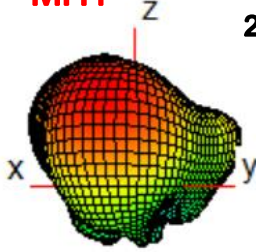
● LMH4



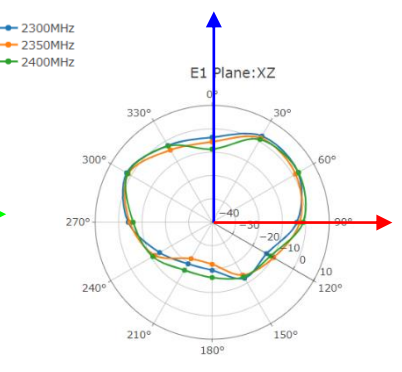
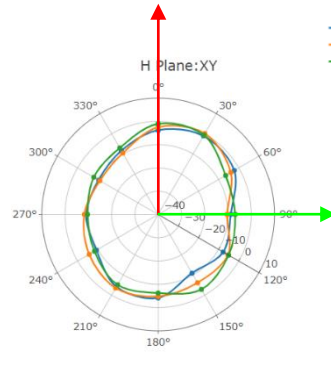
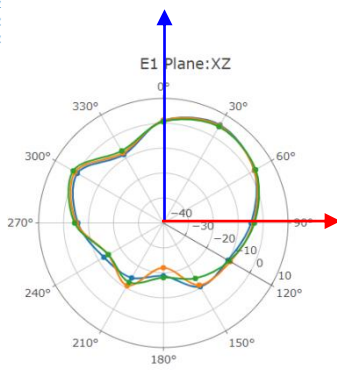
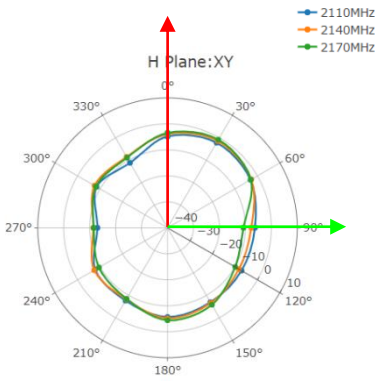
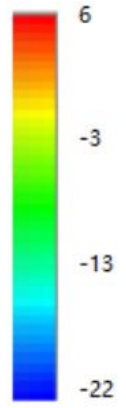
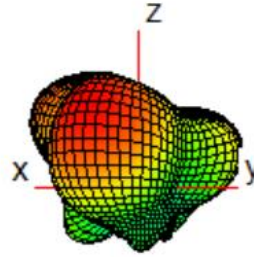


● **MH1**

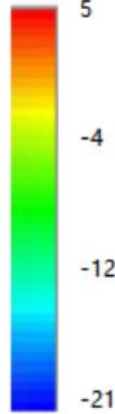
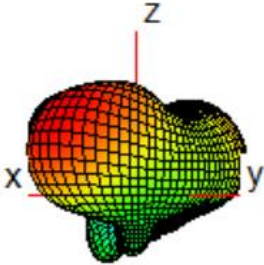
2140 MHz



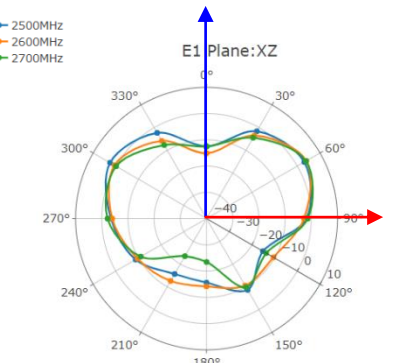
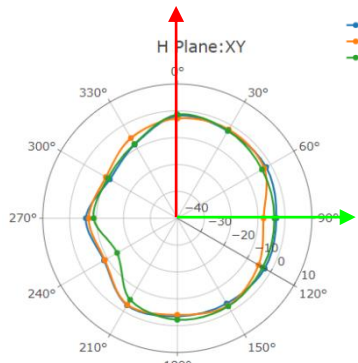
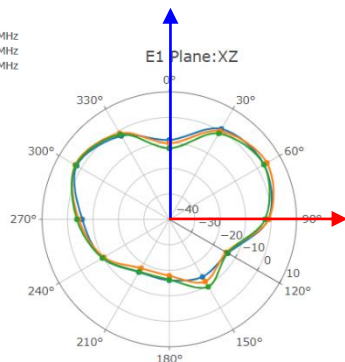
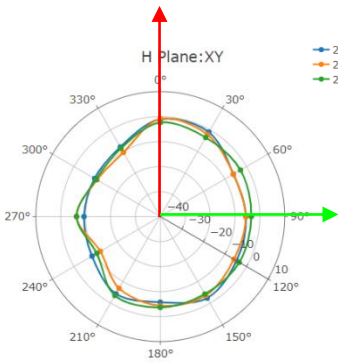
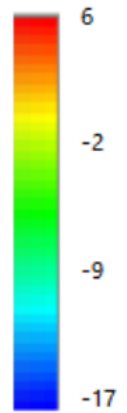
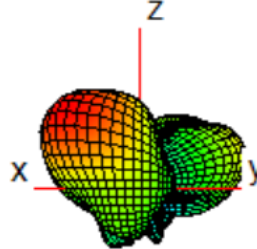
2350 MHz



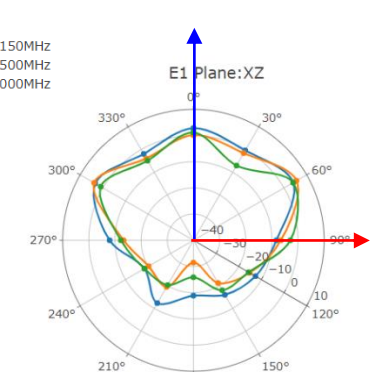
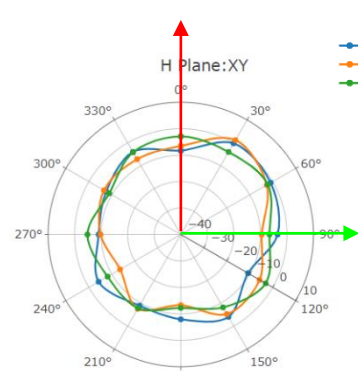
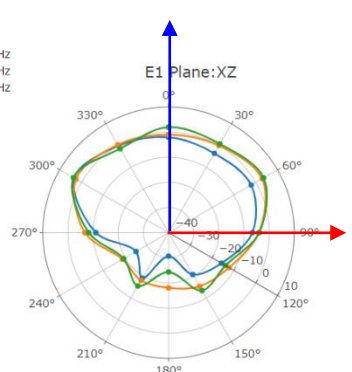
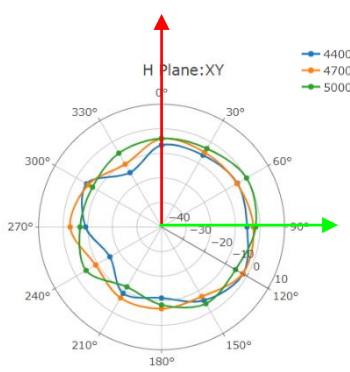
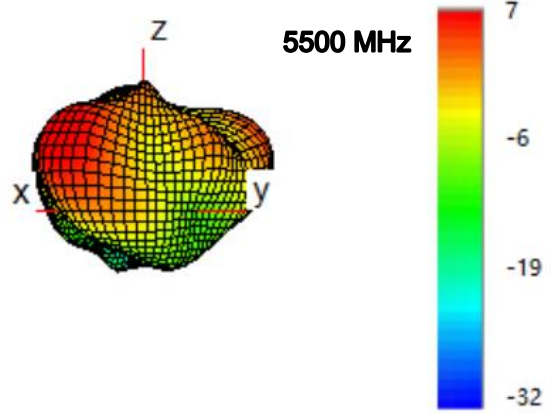
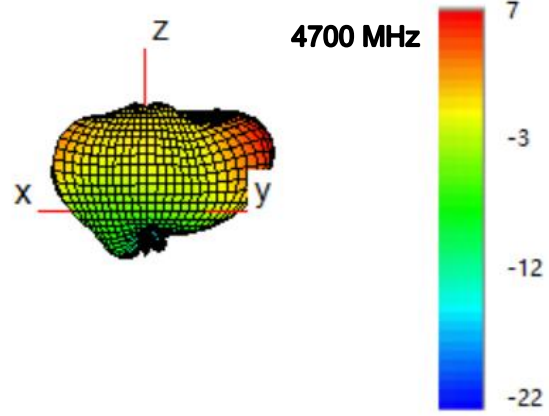
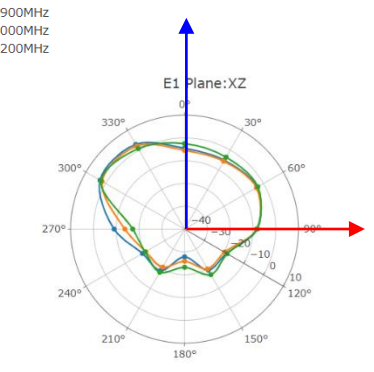
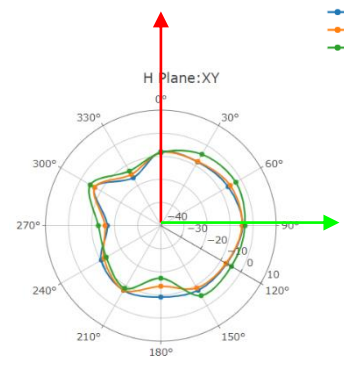
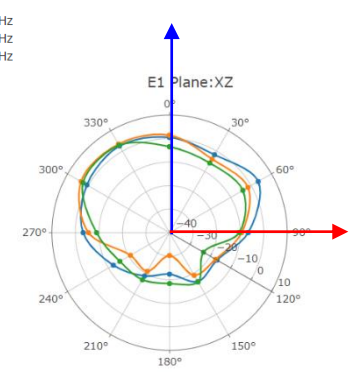
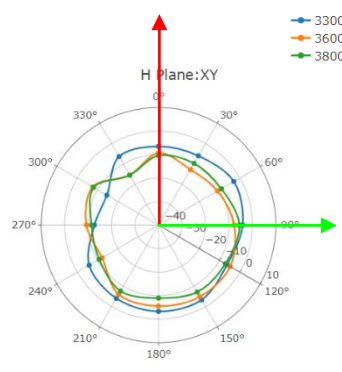
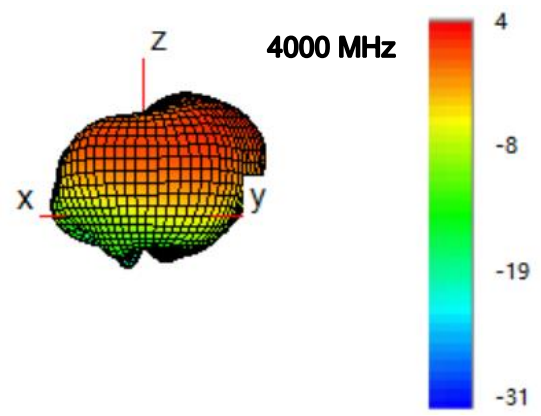
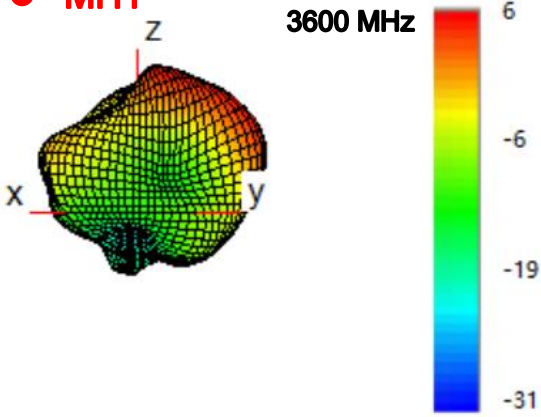
2450 MHz



2600 MHz

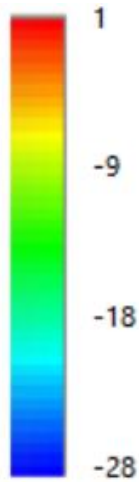
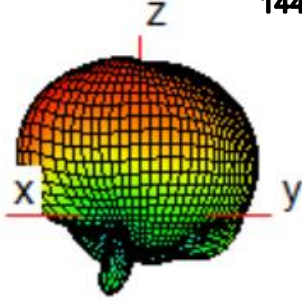


MH1

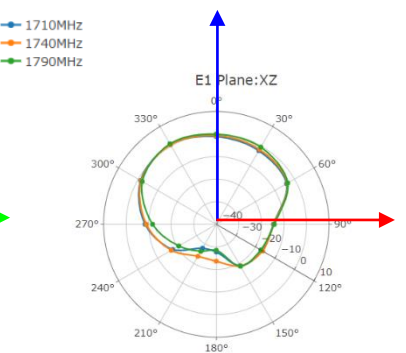
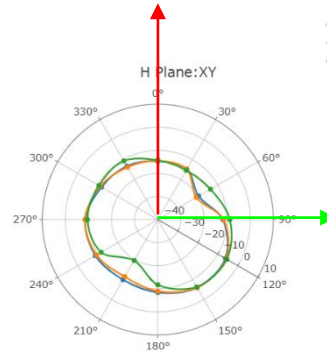
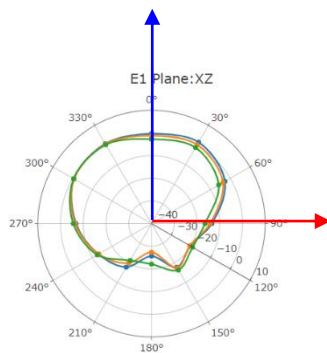
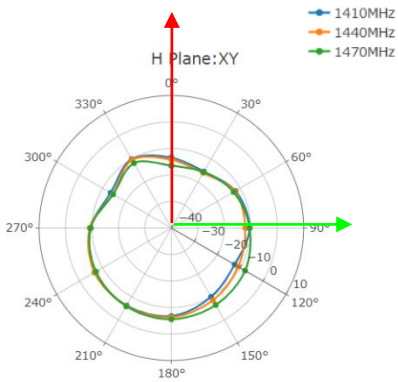
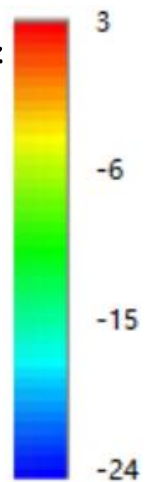
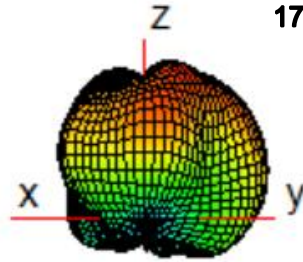


● **MH2**

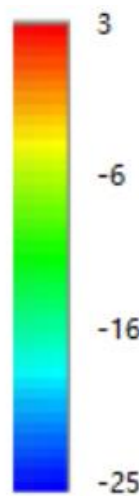
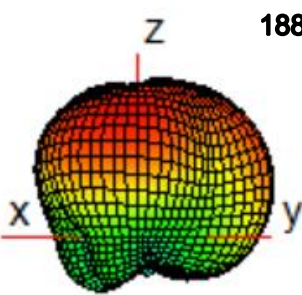
1440 MHz



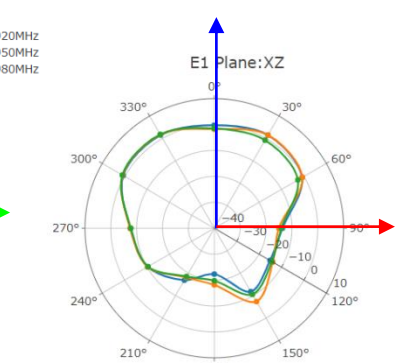
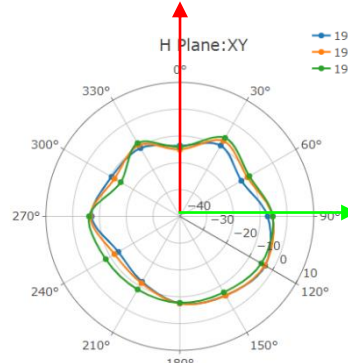
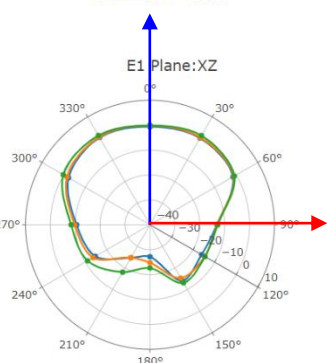
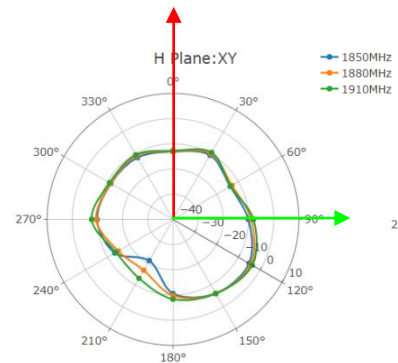
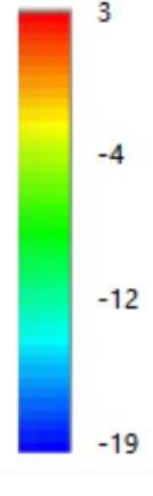
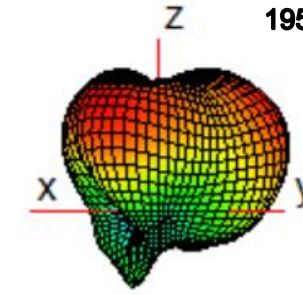
1740 MHz



1880 MHz

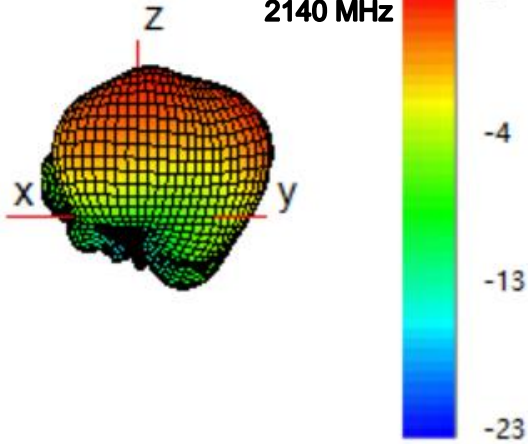


1950 MHz

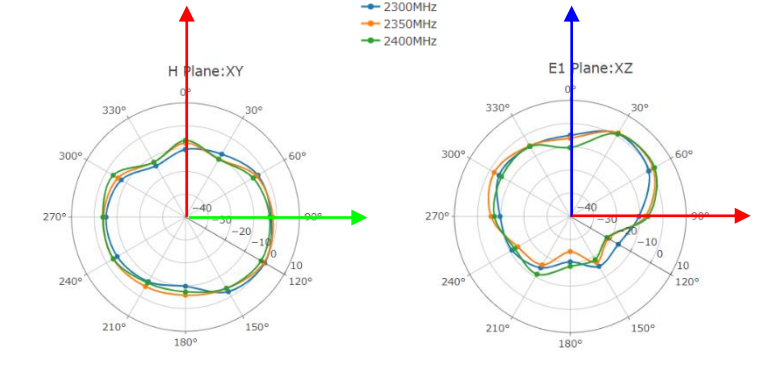
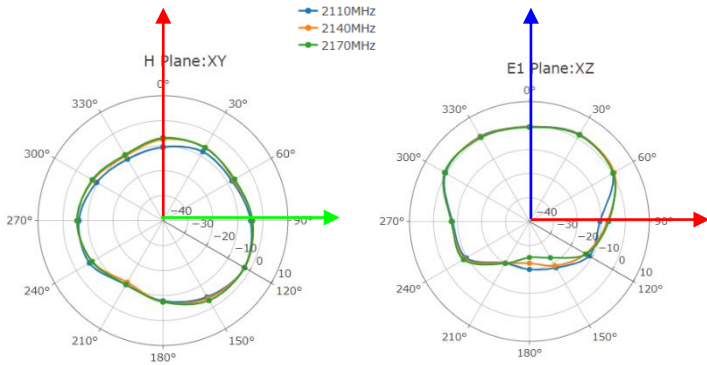
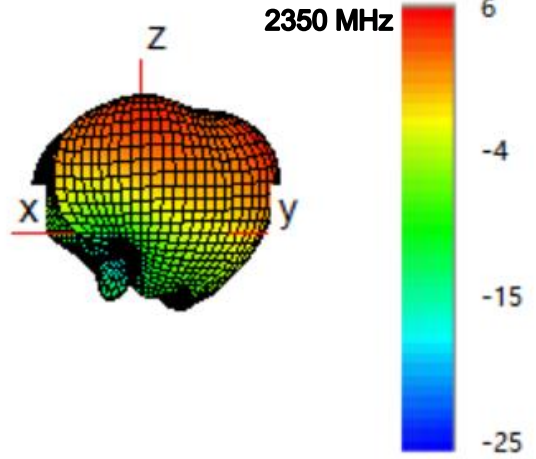


MH2

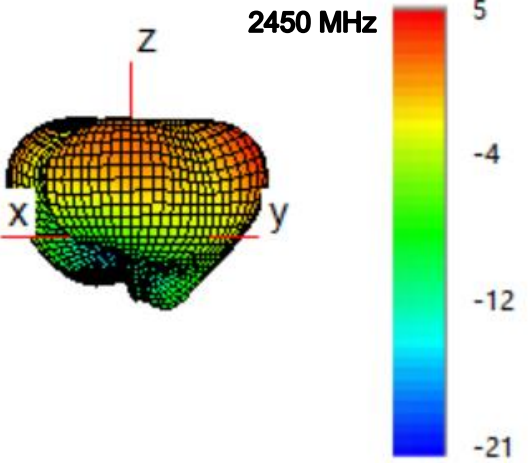
2140 MHz



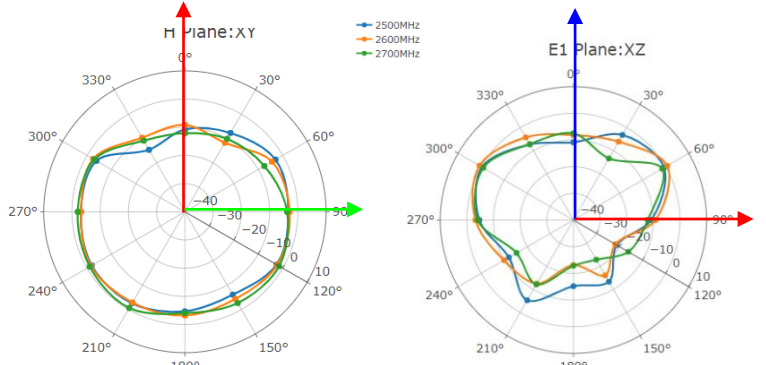
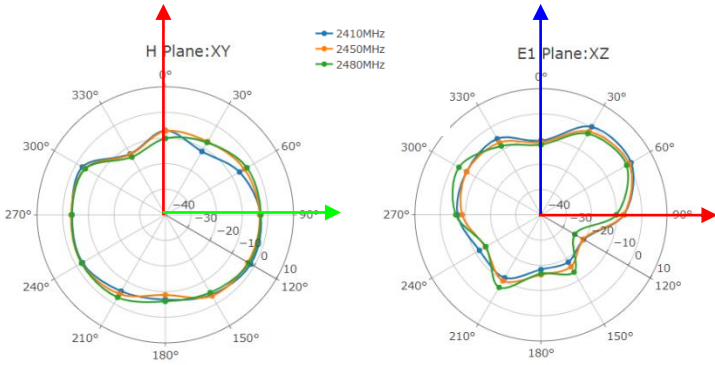
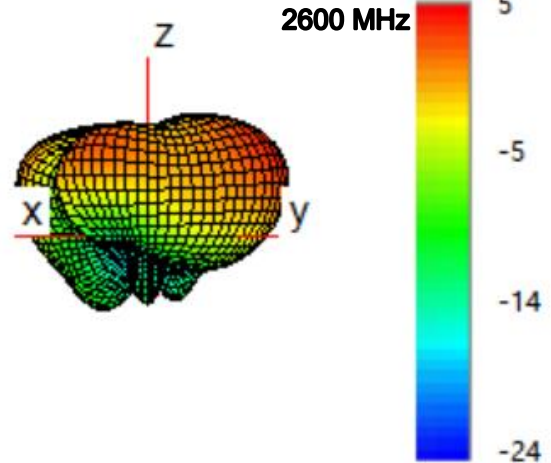
2350 MHz



2450 MHz

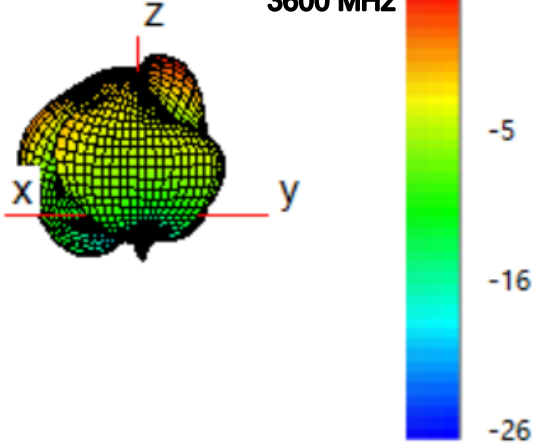


2600 MHz

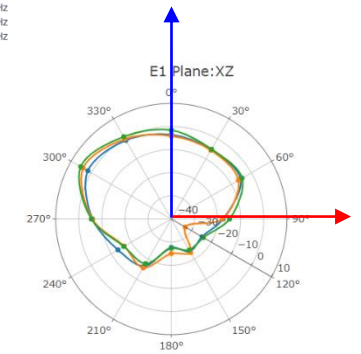
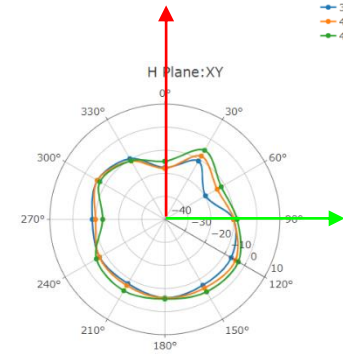
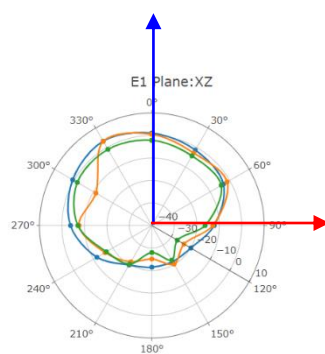
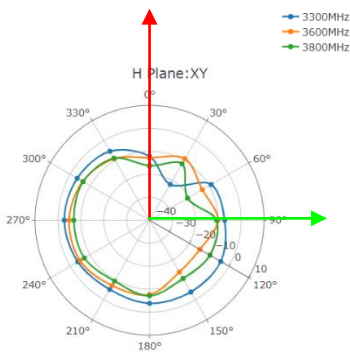
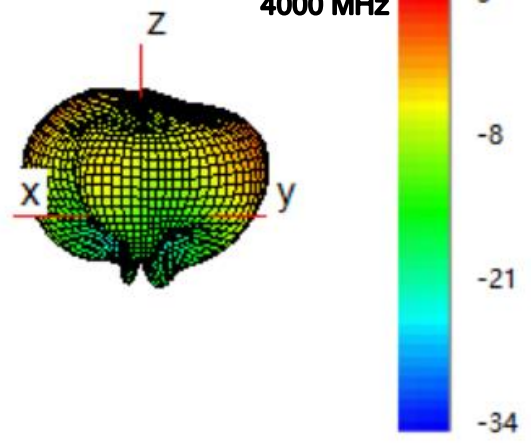


MH2

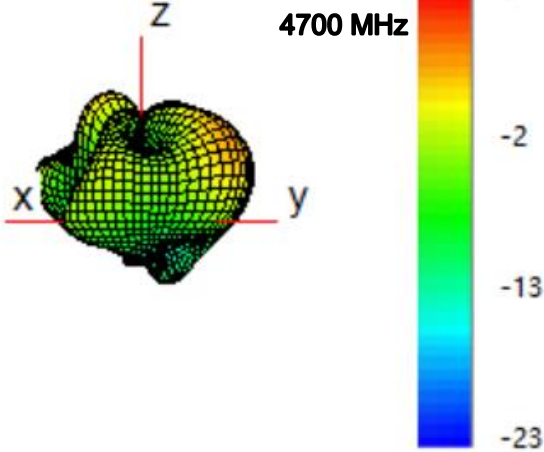
3600 MHz



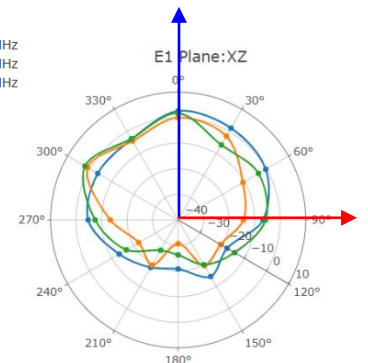
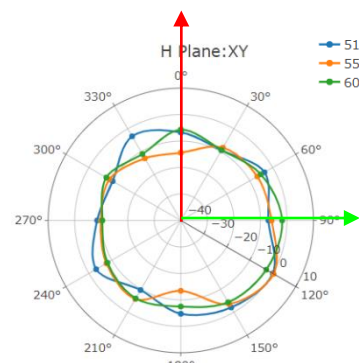
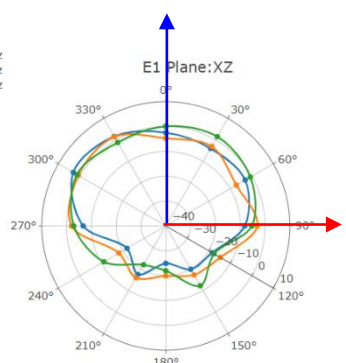
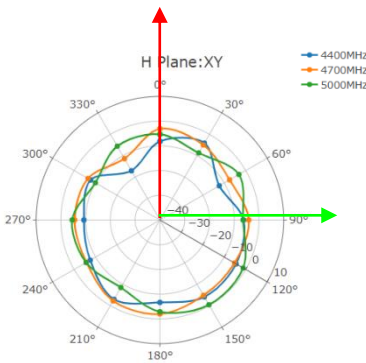
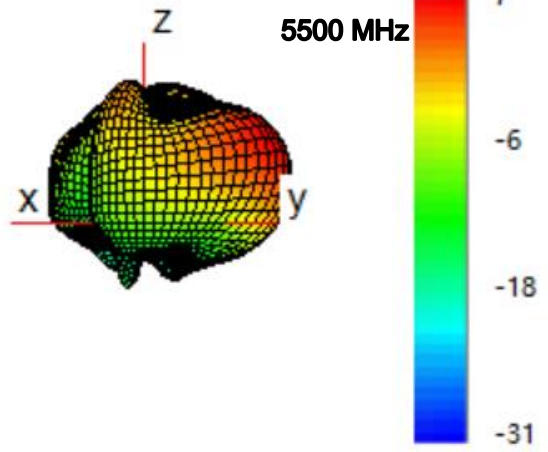
4000 MHz



4700 MHz

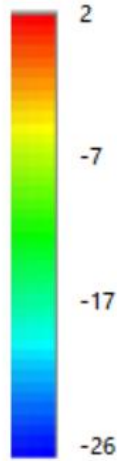
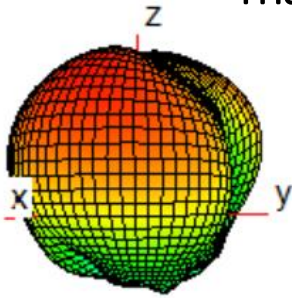


5500 MHz

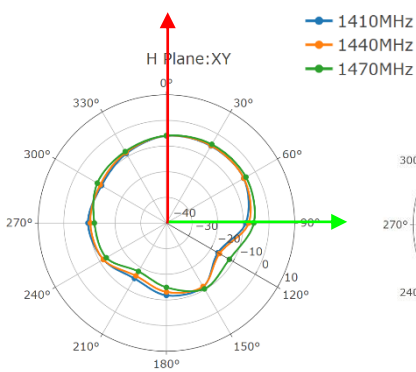

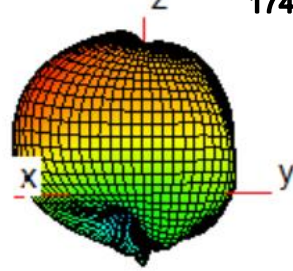


MH3

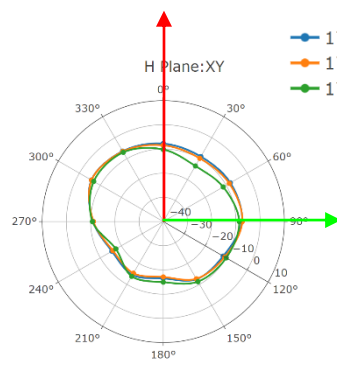
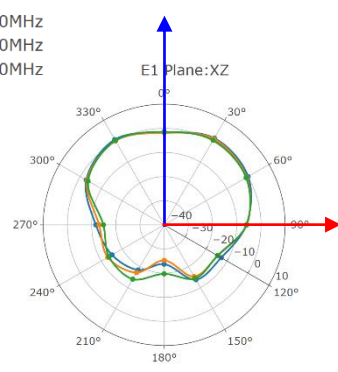
1440 MHz



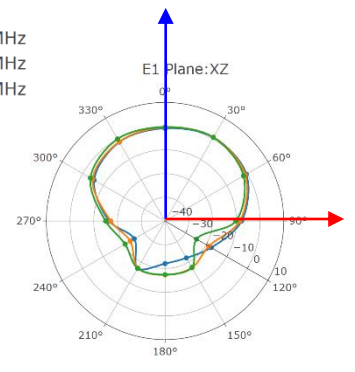
1740 MHz




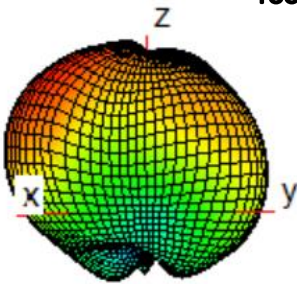
- 1410MHz
- 1440MHz
- 1470MHz



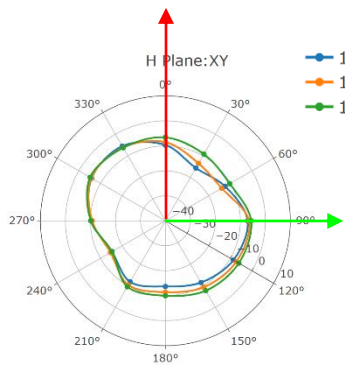
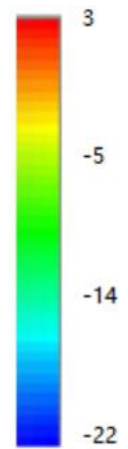
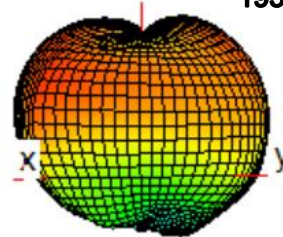
- 1710MHz
- 1740MHz
- 1790MHz



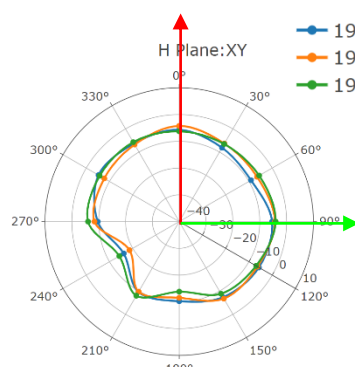
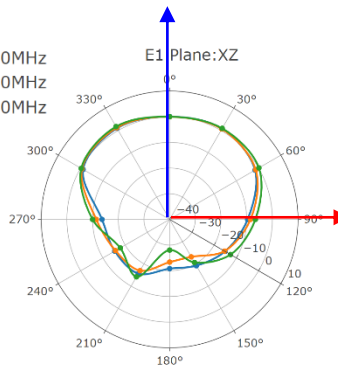
1880 MHz



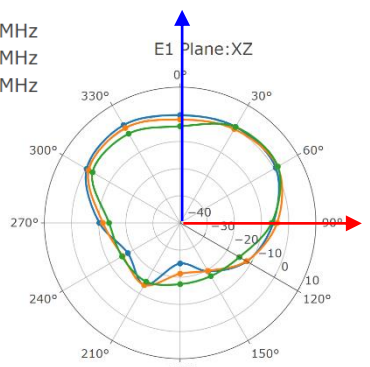
1950 MHz



- 1850MHz
- 1880MHz
- 1910MHz

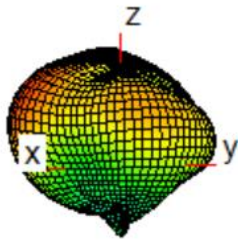


- 1920MHz
- 1950MHz
- 1980MHz

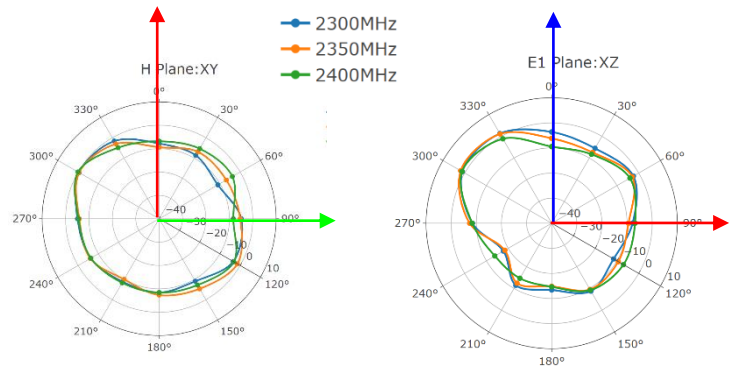
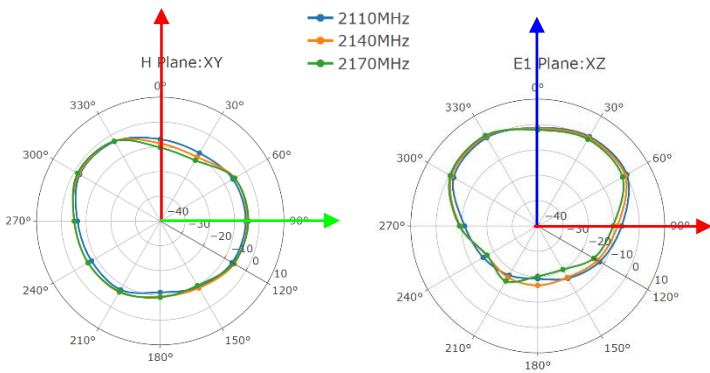

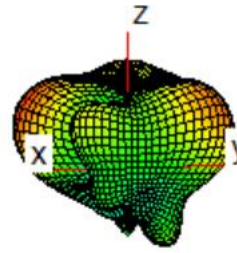


MH3

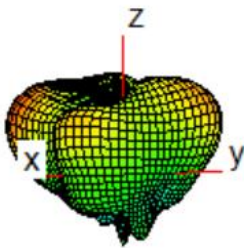
2140 MHz



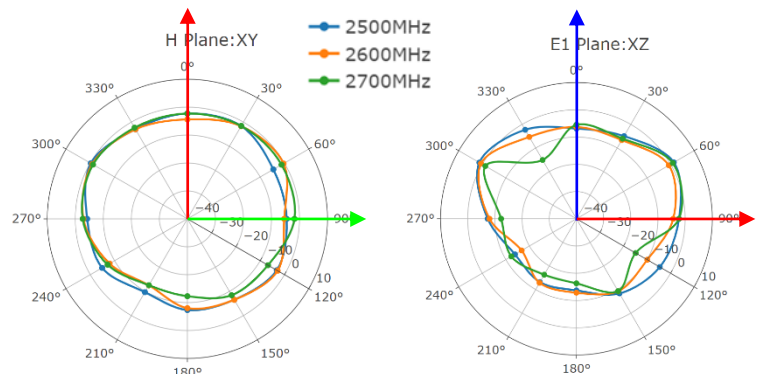
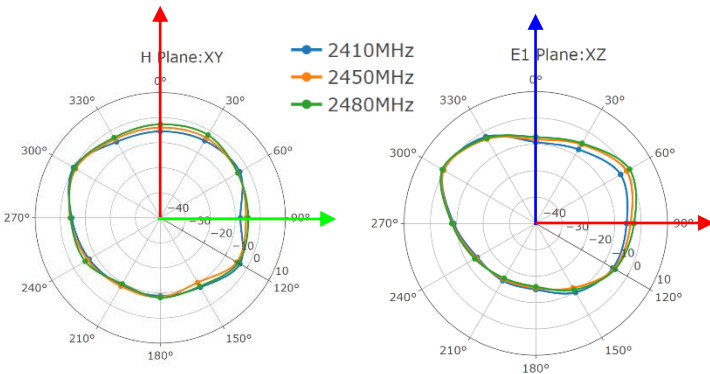
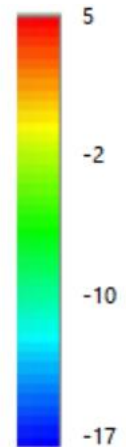
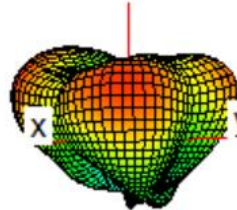
2350 MHz



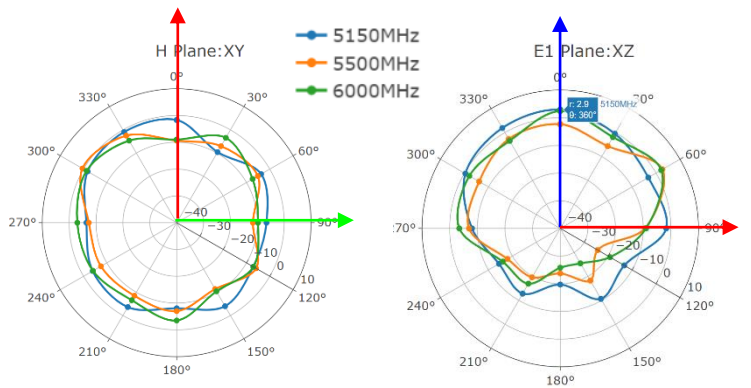
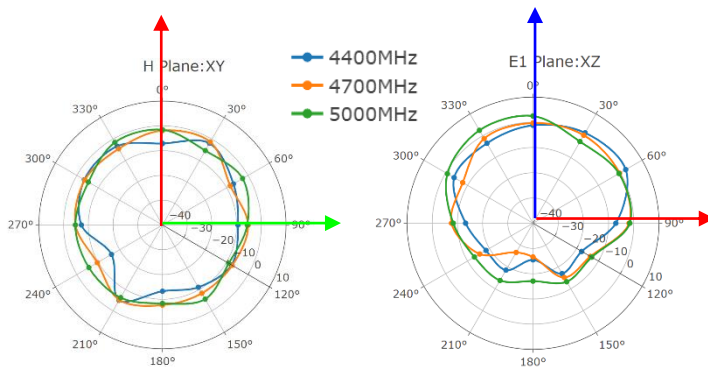
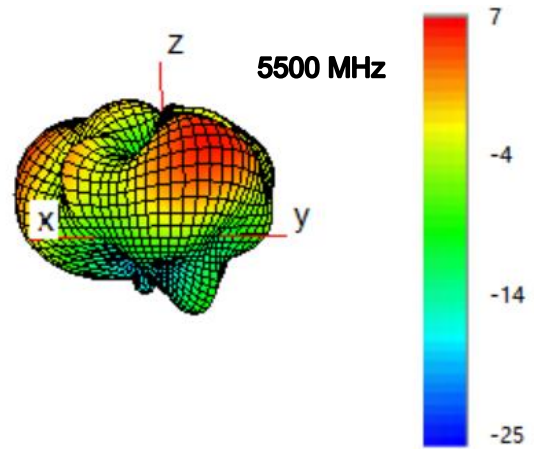
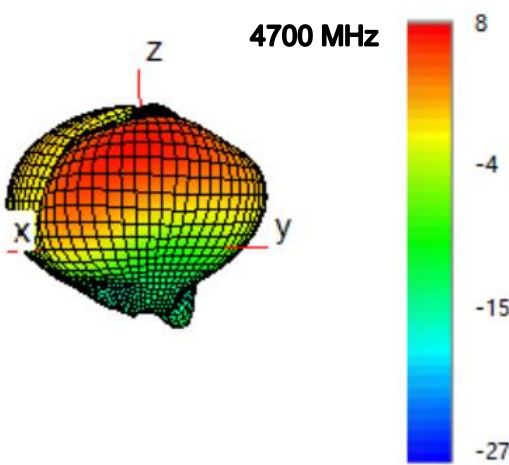
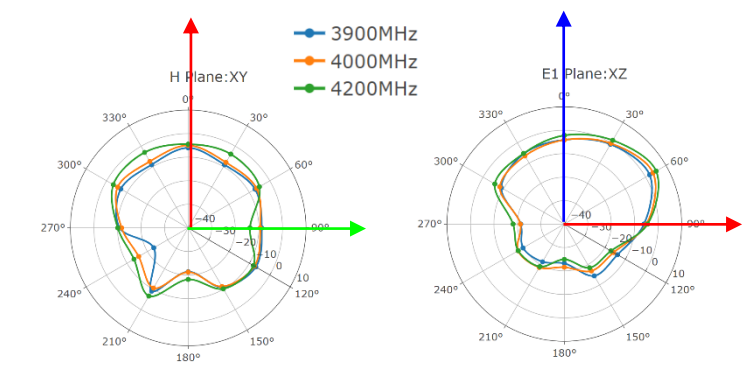
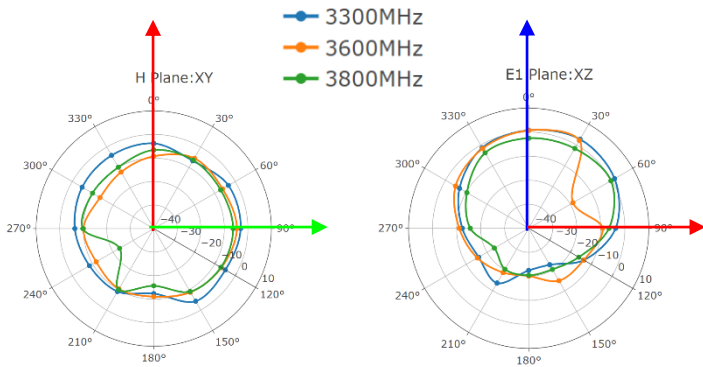
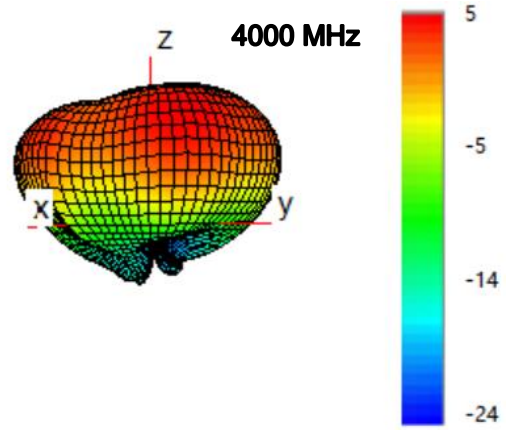
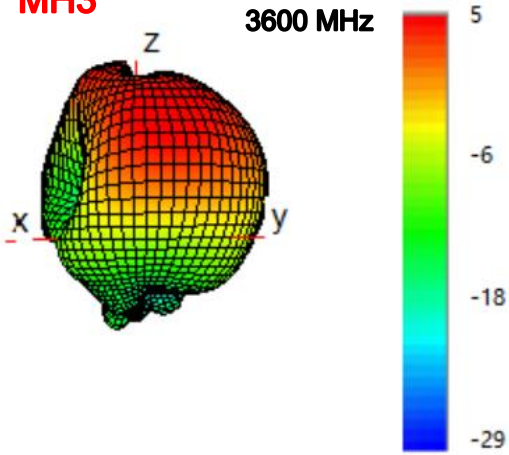
2450 MHz



2600 MHz

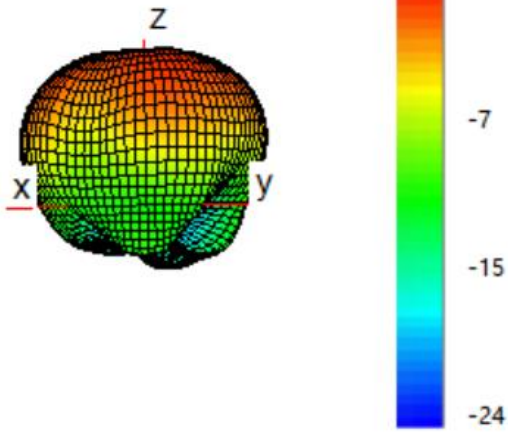


MH3

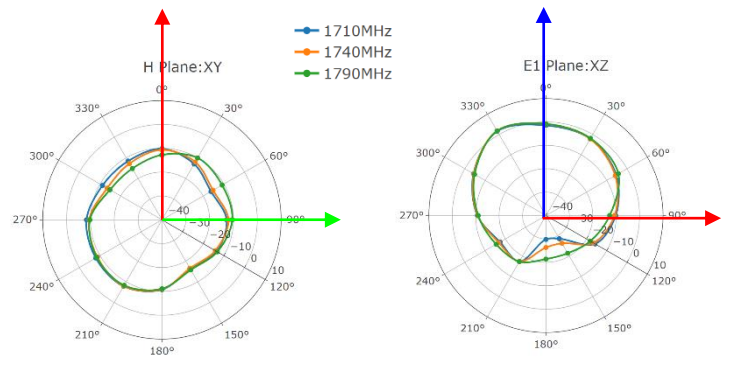
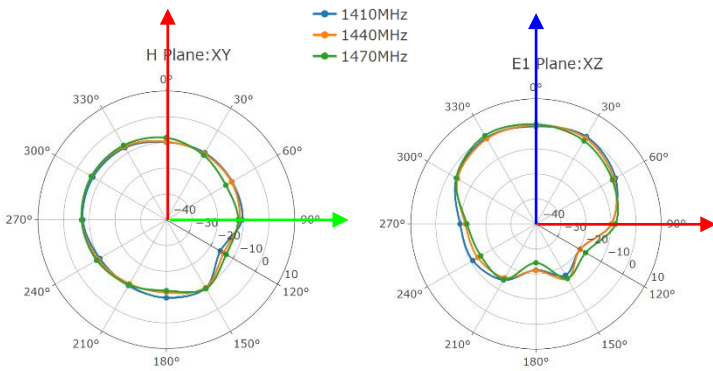
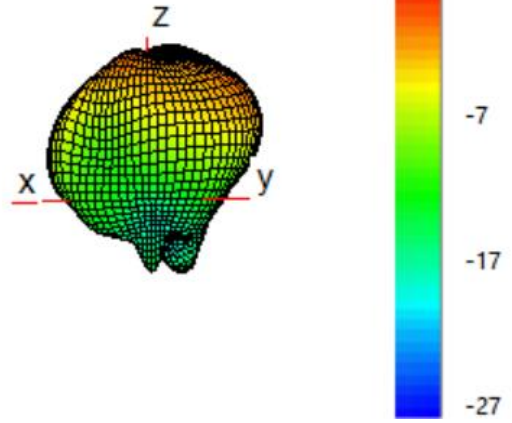


MH4

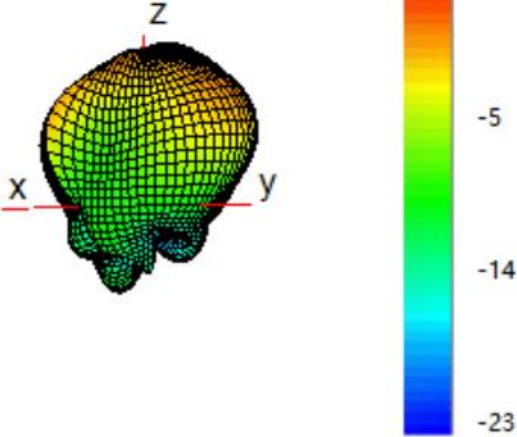
1440 MHz



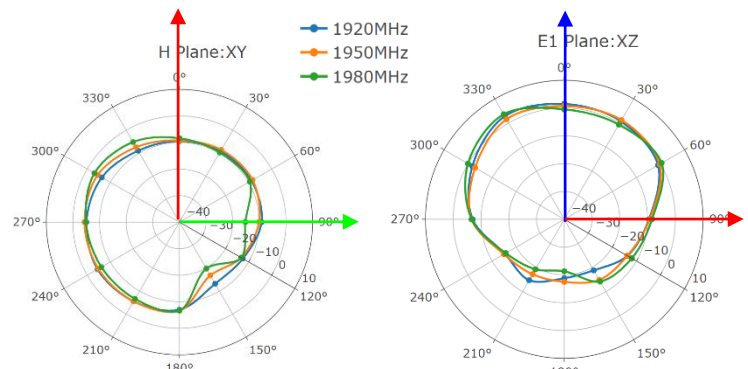
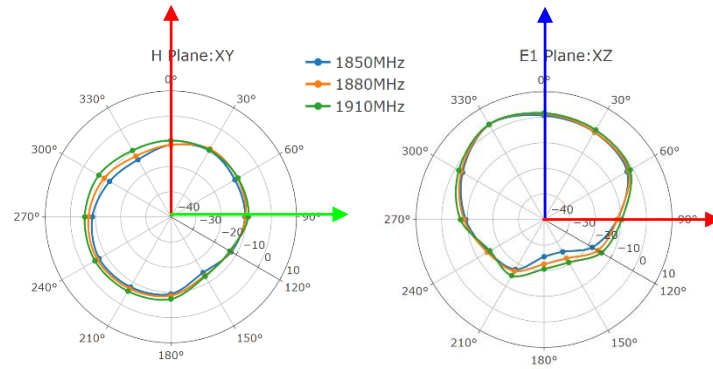
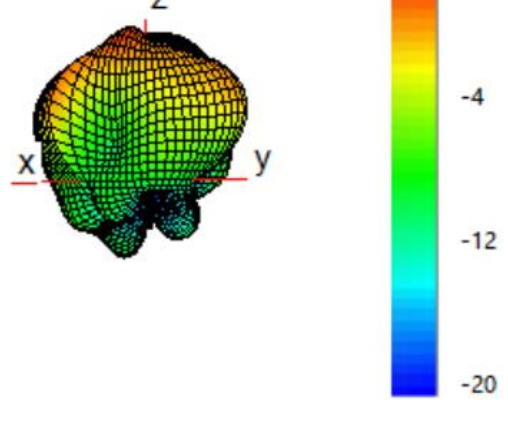
1740 MHz



1880 MHz

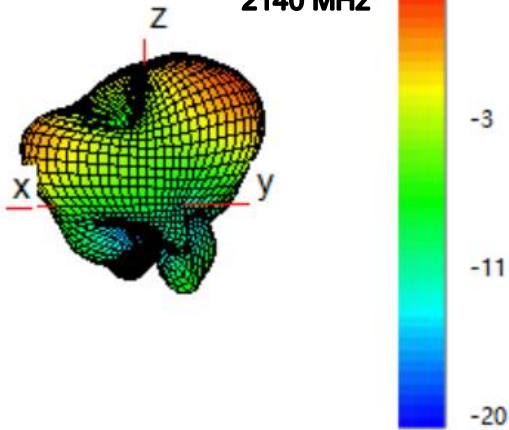


1950 MHz

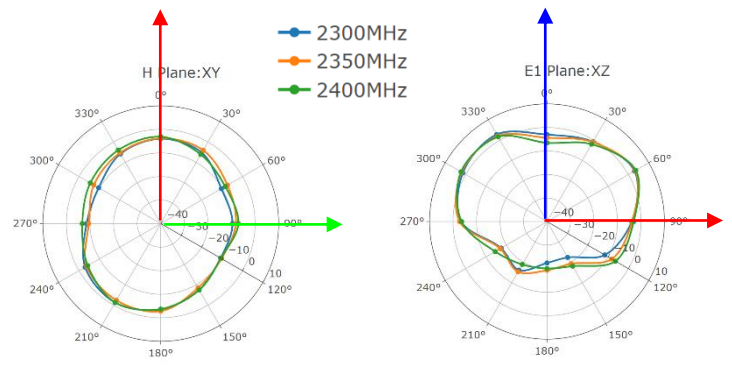
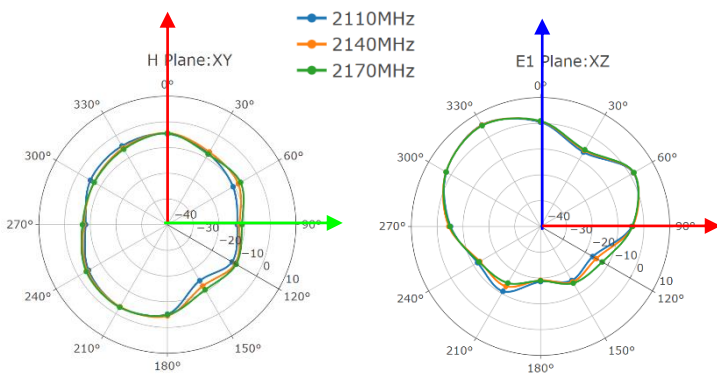
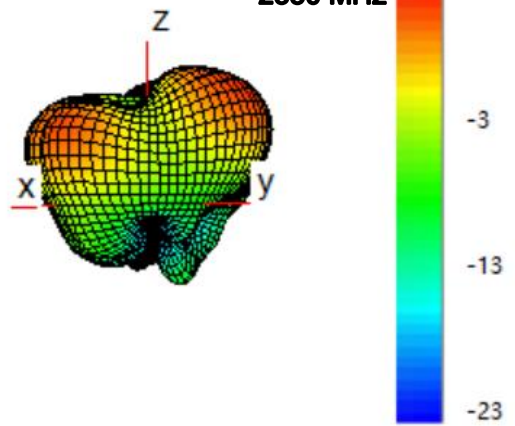


MH4

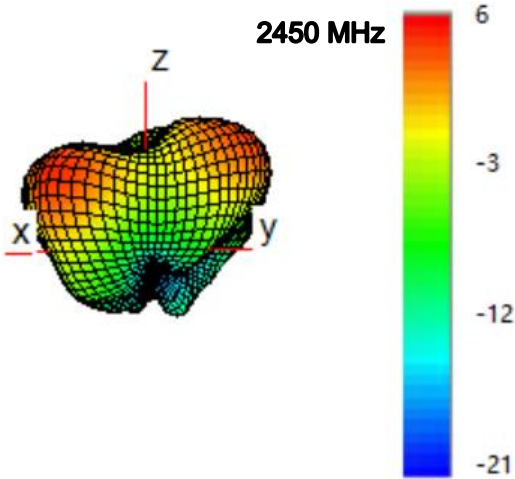
2140 MHz



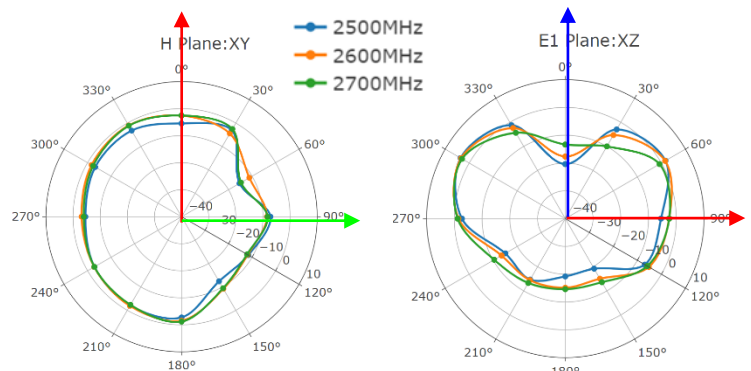
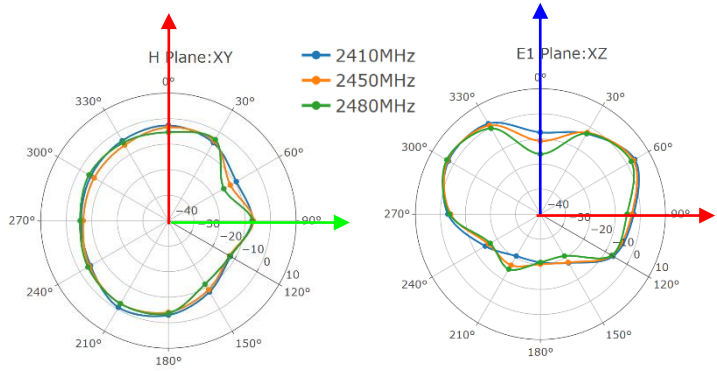
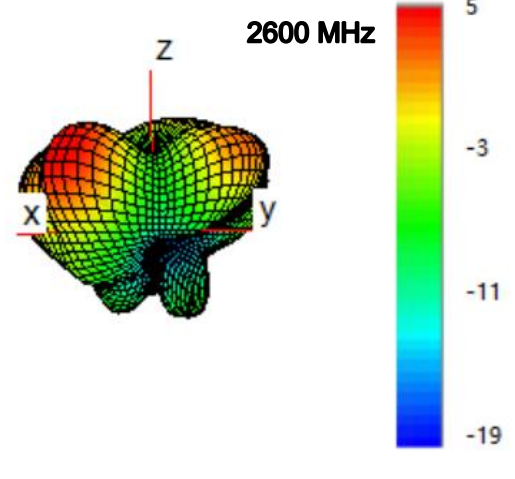
2350 MHz



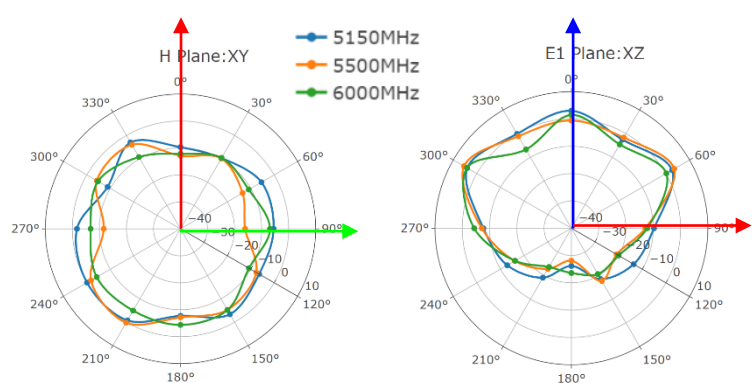
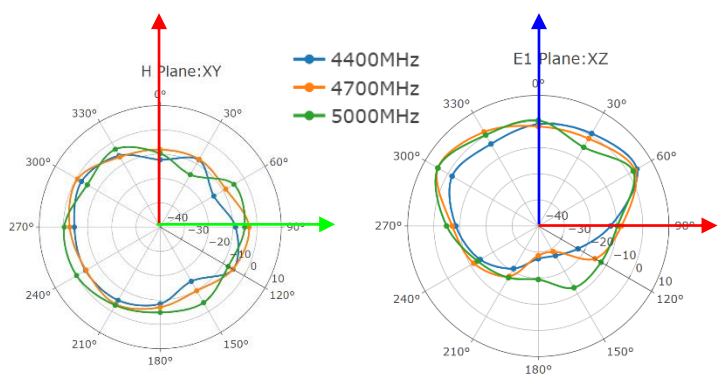
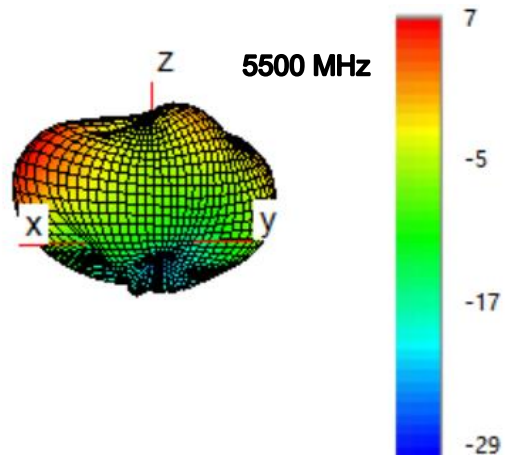
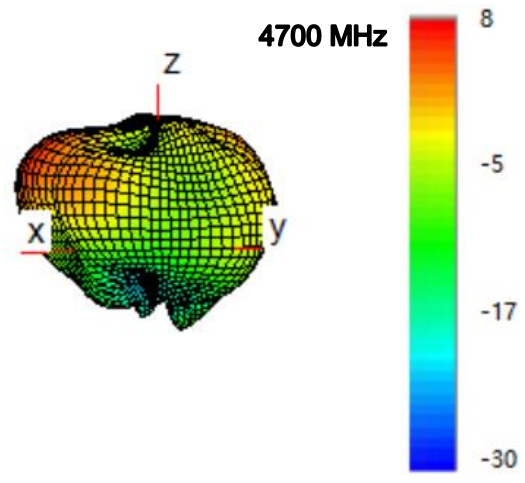
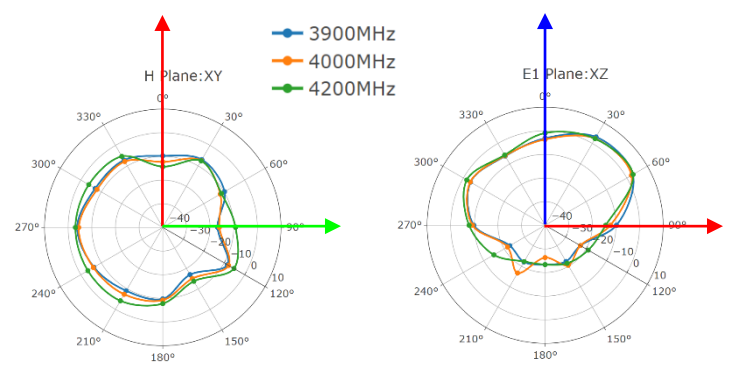
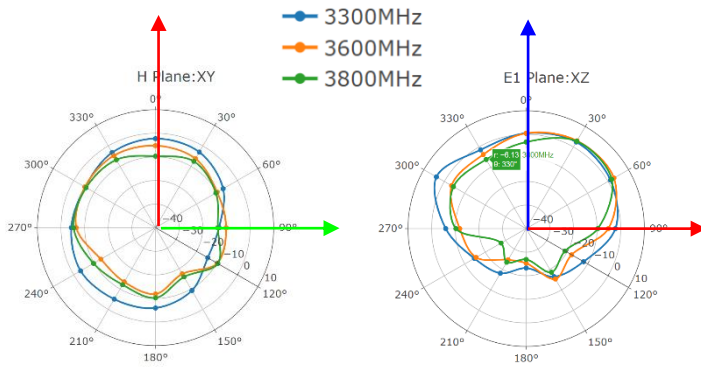
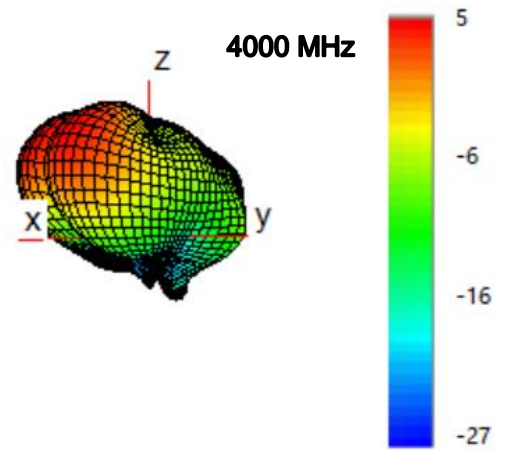
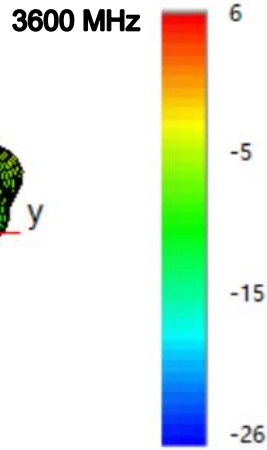
2450 MHz



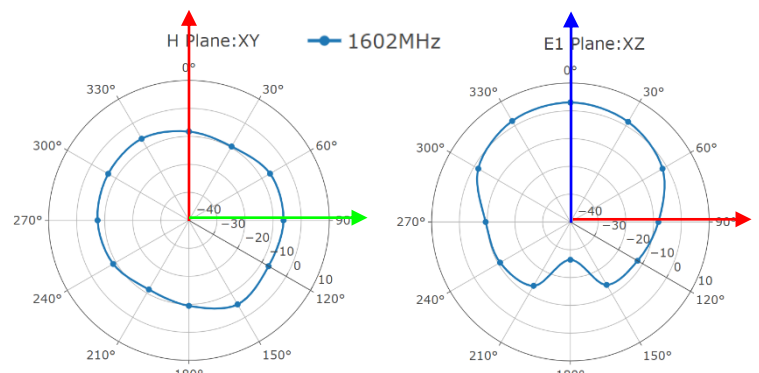
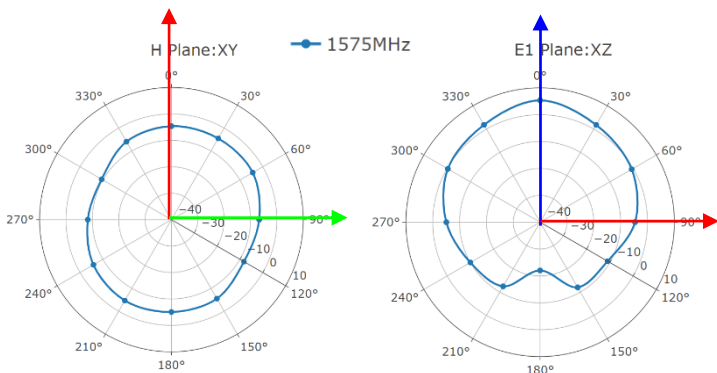
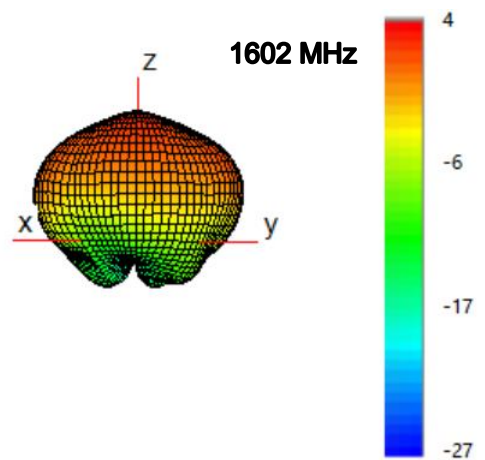
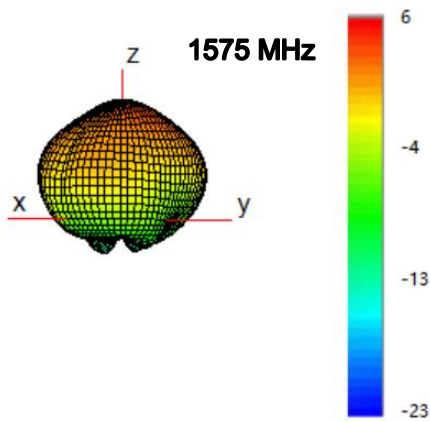
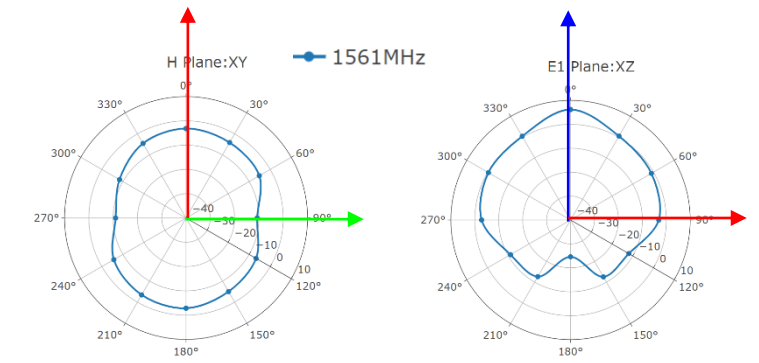
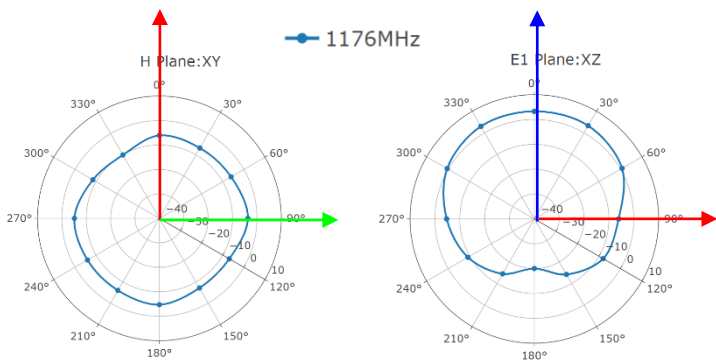
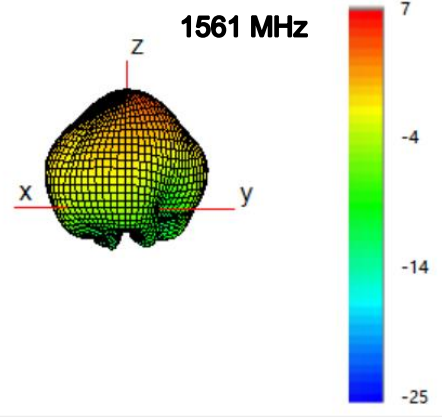
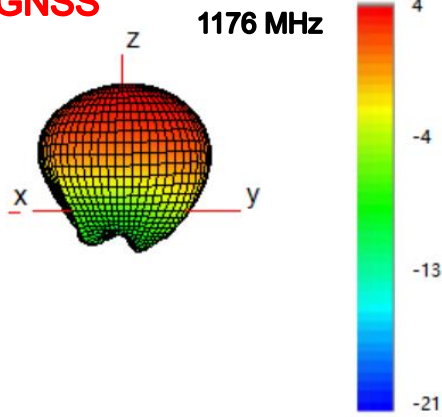
2600 MHz



MH4



GNSS



3.3 Active OTA Test

- Based on Module: RG502Q-EA & RG500L-NA
- Test Status: In Free Space.


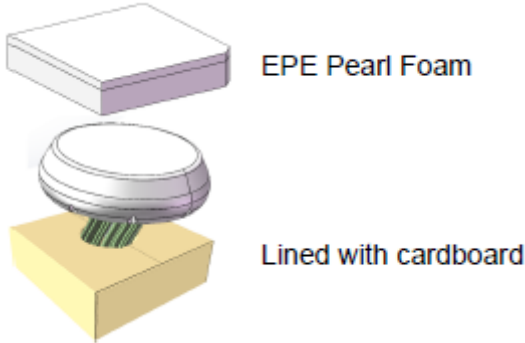

Band		Channel	TRP (dBm)	Channel	TIS (dBm)
LTE	B1 (10M)	18050	20.2	50	-102.7
		18350	19.9	350	-101.7
		18550	19.6	550	-102.1
	B2 (10M)	18650	19.0	650	-101.4
		18900	19.6	900	-101.8
		19150	19.8	1150	-101.4
	B3 (10M)	19250	21.1	1250	-100.4
		19575	20.1	1575	-100.9
		19900	20.7	1900	-100.1
	B4 (10M)	20000	20.5	2000	-102.7
		20175	20.6	2175	-102.6
		20350	20.9	2350	-102.0
	B5 (10M)	20450	19.3	2450	-96.8
		20525	19.4	2525	-96.6
		20600	19.2	2600	-96.9
	B7 (10M)	20800	19.1	2800	-98.3
		21100	20.0	3100	-99.8
		21400	20.7	3400	-100.8
	B8 (10M)	21500	20.0	3500	-97.4
		21625	20.3	3625	-97.7
		21750	20.2	3750	-98.2
B12 (5M)	23035	19.0	5035	-98.5	


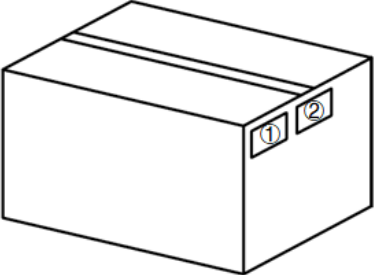
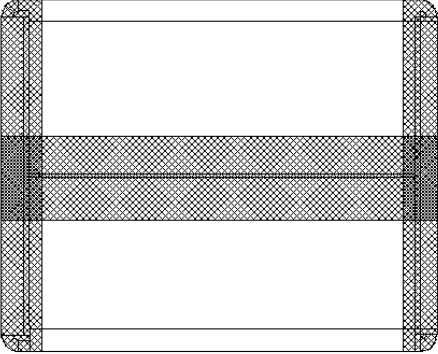
		23095	19.2	5095	-97.3
		23155	19.9	5155	-96.1
	B13 (10M)	-	-	-	-
		23230	19.3	5230	-96.2
		-	-	-	-
	B14 (10M)	-	-	-	-
		23330	19.0	5330	-95.0
		-	-	-	-
	B17 (10M)	23780	18.4	5780	-95.9
		23790	18.6	5790	-95.7
		23800	18.6	5800	-95.3
	B18 (10M)	23900	20.4	5900	-97.9
		23925	19.7	5925	-97.8
		23950	19.1	5950	-97.7
	B19 (10M)	24050	19.7	6050	-97.0
		24075	20.4	6075	-97.3
		24100	20.2	6100	-97.3
	B20 (10M)	24200	20.0	6200	-96.9
		24300	19.6	6300	-97.2
		24400	19.7	6400	-97.3
	B25 (10M)	26090	19.4	8090	-100.2
		26365	19.7	8365	-99.8
		26640	19.0	8640	-99.4
	B26 (10M)	26740	18.9	8740	-99.1
		26865	19.3	8865	-97.6
		26990	20.6	8990	-98.9

	B28 (10M)	27260	19.2	9260	-96.1	
		27335	19.6	9335	-96.6	
		27410	18.8	9410	-97.1	
	B38 (20M)	37850	20.1	37850	-97.6	
		38000	21.7	38000	-97.5	
		38150	22.3	38150	-97.6	
	B39 (20M)	38350	20.1	38350	-98.3	
		38450	20.2	38450	-98.3	
		38550	20.2	38550	-98.6	
	B40 (20M)	38750	21.4	38750	-97.9	
		39150	21.0	39150	-98.4	
		39550	20.3	39550	-98.2	
	B41 (20M)	40340	20.5	40340	-97.3	
		40620	20.9	40620	-97.4	
		41140	20.1	41140	-97.2	
	B66 (10M)	132022	20.4	66486	-101.8	
		132322	20.1	66886	-102.1	
		132622	19.5	67086	-101.7	
	B71 (10M)	133172	19.9	68636	-96.0	
		133297	19.5	68761	-95.1	
		133422	19.3	68886	-95.5	
	5G	N41 (100M)	509202	21.77	509202	-90.18
			518598	21.46	518598	-89.72
			528000	22.00	528000	-90.44
N77 (100M)		623334	22.03	623334	-89.77	
		650000	22.60	650000	-90.89	

		676666	22.48	676666	-90.11
	N78 (100M)	623334	22.20	623334	-90.01
		636666	22.41	636666	-90.59
		650000	22.58	650000	-91.25
	N79 (100M)	697094	20.67	697094	-89.76
		713990	20.23	713990	-89.48
		729468	19.78	729468	-89.10

4 Packaging

Step	Packaging picture - 2D picture	Description
1		<p>1 PCS: Antenna 1 PCS: Lined with Cardboard Size: 185 × 185 × 60 mm</p> <p>Arrange the antenna and put it in the lined cardboard.</p>
2		<p>1 PCS: EPE Pearl Foam Size: 186 × 186 × 40 mm</p> <p>After placing the product, use EPE Pearl Foam on the upper layer.</p>
3		<p>1 PCS: Inner Box Size: 191 × 191 × 135 mm</p> <p>Place the antenna and lining cardboard in Inner Box.</p>

<p>4</p>	 <p>Clapboard</p> <p>Inner Box</p> <p>Clapboard</p>	<p>1 PCS: Carton Size: 600 × 404 × 164 mm Antenna: 6 PCS/Carton 2 PCS: Clapboard Size: 588 × 392 mm</p> <p>Place 1 Clapboard on the bottom. Then 6 PCS Antenna in the middle. Then 1 PCS Clapboard on the top.</p>
<p>5</p>		<p>Labeling</p> <p>① Carton Label ② Quality Label</p>
<p>6</p>		<p>Sealing Cartons "工" type sealing cartons</p>

Contact US

At Quectel, our aim is to provide timely and comprehensive services to our customers. If you require any assistance, please contact our headquarters:

Quectel Wireless Solutions Co., Ltd.

Building 5, Shanghai Business Park Phase III (Area B), No.1016 Tianlin Road, Minhang District, Shanghai 200233, China

Tel: +86 21 5108 6236

Email: info@quectel.com

Or our local offices. For more information, please visit:

<http://www.quectel.com-support-sales.htm>

For technical support, or to report documentation errors, please visit:

<http://www.quectel.com-support-technical.htm>

Or email us at: support@quectel.com

Legal Notices

We offer information as a service to you. The provided information is based on your requirements and we make every effort to ensure its quality. You agree that you are responsible for using independent analysis and evaluation in designing intended products, and we provide reference designs for illustrative purposes only. Before using any hardware, software or service guided by this document, please read this notice carefully. Even though we employ commercially reasonable efforts to provide the best possible experience, you hereby acknowledge and agree that this document and related services hereunder are provided to you on an “as available” basis. We may revise or restate this document from time to time at our sole discretion without any prior notice to you.

Use and Disclosure Restrictions

License Agreements

Documents and information provided by us shall be kept confidential, unless specific permission is granted. They shall not be accessed or used for any purpose except as expressly provided herein.

Copyright

Our and third-party products hereunder may contain copyrighted material. Such copyrighted material shall not be copied, reproduced, distributed, merged, published, translated, or modified without prior written consent. We and the third party have exclusive rights over copyrighted material. No license shall be granted or conveyed under any patents, copyrights, trademarks, or service mark rights. To avoid ambiguities, purchasing in any form cannot be deemed as granting a license other than the normal non-exclusive, royalty-free license to use the material. We reserve the right to take legal action for noncompliance with abovementioned requirements, unauthorized use, or other illegal or malicious use of the material.

Trademarks

Except as otherwise set forth herein, nothing in this document shall be construed as conferring any rights to use any trademark, trade name or name, abbreviation, or counterfeit product thereof owned by Quectel or any third party in advertising, publicity, or other aspects.

Third-Party Rights

This document may refer to hardware, software and-or documentation owned by one or more third parties (“third-party materials”). Use of such third-party materials shall be governed by all restrictions and obligations applicable thereto.

We make no warranty or representation, either express or implied, regarding the third-party materials, including but not limited to any implied or statutory, warranties of merchantability or fitness for a particular purpose, quiet enjoyment, system integration, information accuracy, and non-infringement of any third-party intellectual property rights with regard to the licensed technology or use thereof. Nothing herein constitutes a representation or warranty by us to either develop, enhance, modify, distribute, market, sell, offer for sale, or otherwise maintain production of any our products or any other hardware, software, device, tool, information, or product. We moreover disclaim any and all warranties arising from the course of dealing or usage of trade.

Privacy Policy

To implement module functionality, certain device data are uploaded to Quectel's or third-party's servers, including carriers, chipset suppliers or customer-designated servers. Quectel, strictly abiding by the relevant laws and regulations, shall retain, use, disclose or otherwise process relevant data for the purpose of performing the service only or as permitted by applicable laws. Before data interaction with third parties, please be informed of their privacy and data security policy.

Disclaimer

- a) We acknowledge no liability for any injury or damage arising from the reliance upon the information.
- b) We shall bear no liability resulting from any inaccuracies or omissions, or from the use of the information contained herein.
- c) While we have made every effort to ensure that the functions and features under
- d) development are free from errors, it is possible that they could contain errors, inaccuracies, and omissions. Unless otherwise provided by valid agreement, we make no warranties of any kind, either implied or express, and exclude all liability for any loss or damage suffered in connection with the use of features and functions under development, to the maximum extent permitted by law, regardless of whether such loss or damage may have been foreseeable.
- e) We are not responsible for the accessibility, safety, accuracy, availability, legality, or completeness of information, advertising, commercial offers, products, services, and materials on third-party websites and third-party resources.

Copyright © Quectel Wireless Solutions Co., Ltd. 2022. All rights reserved.

Revision History

Version	Date	Author	Note
-	2022-04-08	Boris WANG- Kenny YIN	Creation of the document
1.0	2022-05-26	Boris WANG- Kenny YIN	First official release
1.1	2022-06-07	Boris WANG	Updated the data (chapter 3)
1.2	2022-09-13	Boris WANG	Updated electrical performance data
2.0	2022-11-11	Wilson Bao	New datasheet template