

# Coaxial Frequency Mixer

## ZAD-8+

Level 7 (LO Power +7 dBm) 0.0005 to 10 MHz



Generic photo used for illustration purposes only

CASE STYLE: M22

Connectors	Model
BNC	ZAD-8+
BRACKET (OPTION "B")	
BRACKET (OPTION "BR")	

**+RoHS Compliant**

The +Suffix identifies RoHS Compliance. See our web site for RoHS Compliance methodologies and qualifications

### Maximum Ratings

Operating Temperature	-55°C to 100°C
Storage Temperature	-55°C to 100°C
RF Power	50mW
IF Current	40mA

Permanent damage may occur if any of these limits are exceeded.

### Coaxial Connections

LO	1
RF	3
IF	2

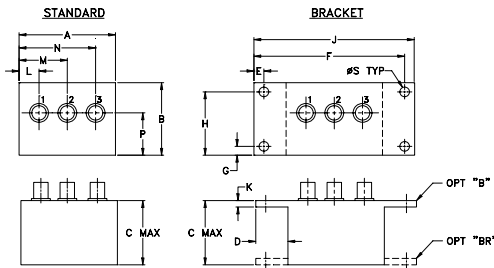
### Features

- low conversion loss, 5.79 dB typ.
- high L-R & L-I isolation, 50 dB typ.
- rugged shielded case

### Applications

- AM radio
- instrumentation

### Outline Drawing



### Outline Dimensions (inch/mm)

A	B	C	D	E	F	G	H
2.25	1.38	1.24	.50	.150	3.100	.138	1.238
57.15	35.05	31.50	12.70	3.81	78.74	3.51	31.45

J	K	L	M	N	P	S	wt
3.25	.10	.40	1.15	1.86	.64	.150	grams
82.55	2.54	10.16	29.21	47.24	16.26	3.81	74.0

### Electrical Specifications

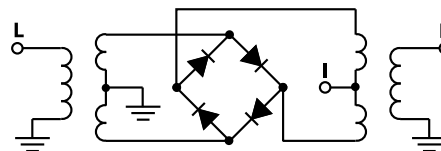
FREQUENCY (MHz)	CONVERSION LOSS (dB)	LO-RF ISOLATION (dB)						LO-IF ISOLATION (dB)									
		L		M		U		L		M		U					
0.0005-10	DC-10	5.79	0.05	7.5	8.5	60	50	50	40	45	35	60	50	50	40	45	35

1 dB COMP.: +1 dB typ.      L = low range [ $f_L$  to  $10 f_L$ ]      M = mid range [ $10 f_L$  to  $f_U/2$ ]      U = upper range [ $f_U/2$  to  $f_U$ ]  
m = mid band [ $2f_L$  to  $f_U/2$ ]

### Typical Performance Data

Frequency (MHz)		Conversion Loss (dB)	VSWR RF Port (:1)	Frequency	VSWR LO Port (:1)	Isolation L-R (dB)	Isolation L-I (dB)
RF	LO	LO +7dBm	LO +7dBm	RF	LO +7dBm	LO +7dBm	LO +7dBm
0.001	3.00	5.26	1.41	0.001	3.30	71.79	72.81
0.002	3.00	4.96	1.37	0.002	2.70	75.56	77.65
0.005	3.01	4.92	1.38	0.005	2.54	73.77	80.99
0.010	3.01	4.88	1.37	0.010	2.46	71.40	77.86
0.020	3.02	4.84	1.37	0.020	2.41	71.40	76.56
0.050	3.05	4.84	1.38	0.050	2.32	72.03	78.06
0.100	3.10	4.79	1.38	0.100	2.29	71.80	78.10
0.200	3.20	4.88	1.38	0.200	2.21	71.48	77.93
0.500	3.50	4.86	1.37	0.500	2.10	71.98	77.73
0.700	3.70	4.83	1.37	0.700	1.98	71.80	78.54
1.000	4.00	4.88	1.37	1.000	1.95	71.65	75.42
1.430	4.43	4.91	1.37	1.430	1.94	71.81	71.58
2.000	5.00	4.91	1.36	2.000	1.96	72.01	60.03
2.858	5.86	4.97	1.37	2.858	2.01	71.64	64.97
4.287	7.29	5.16	1.36	4.287	2.03	71.16	59.48
5.001	8.00	5.17	1.36	5.001	2.02	71.48	58.45
6.429	9.43	5.18	1.36	6.429	1.98	70.78	54.45
7.143	4.14	5.21	1.36	7.143	1.94	70.73	53.39
8.572	5.57	5.23	1.36	8.572	1.92	70.34	50.80
10.000	7.00	5.22	1.35	10.000	1.90	70.20	48.53

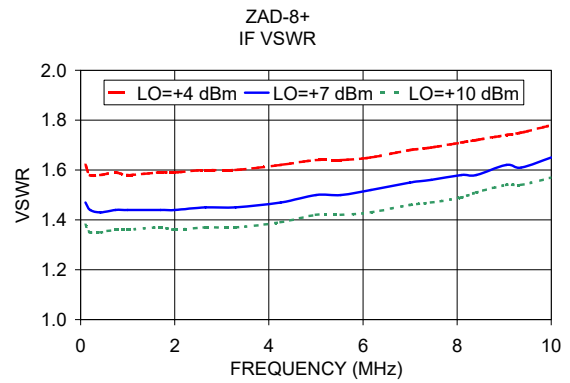
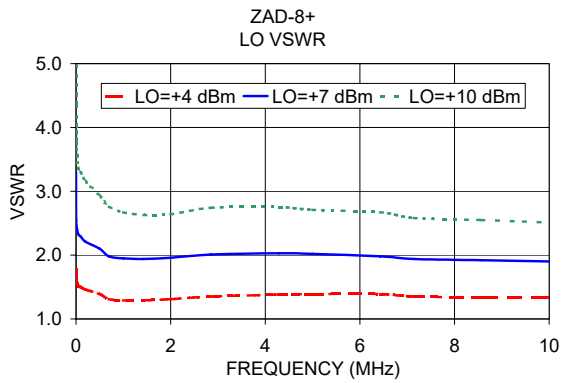
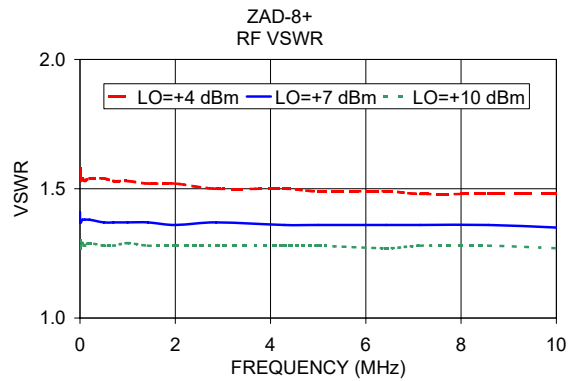
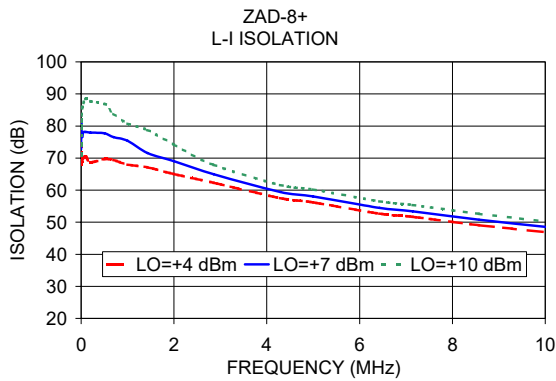
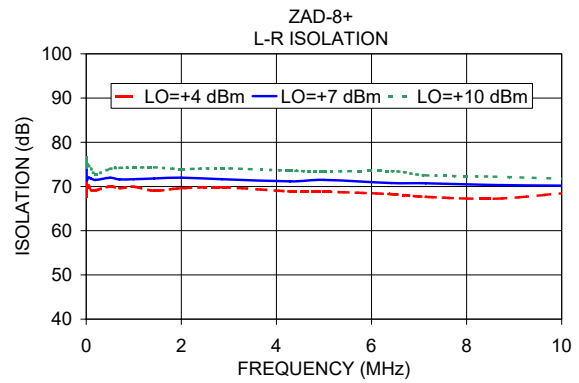
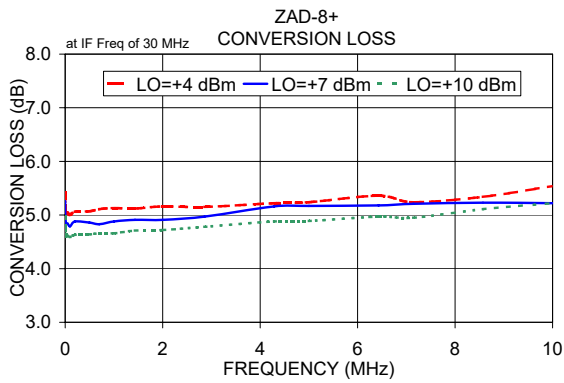
### Electrical Schematic



### Notes

- Performance and quality attributes and conditions not expressly stated in this specification document are intended to be excluded and do not form a part of this specification document.
- Electrical specifications and performance data contained in this specification document are based on Mini-Circuit's applicable established test performance criteria and measurement instructions.
- The parts covered by this specification document are subject to Mini-Circuits standard limited warranty and terms and conditions (collectively, "Standard Terms"); Purchasers of this part are entitled to the rights and benefits contained therein. For a full statement of the Standard Terms and the exclusive rights and remedies thereunder, please visit Mini-Circuits' website at [www.minicircuits.com/MCLStore/terms.jsp](http://www.minicircuits.com/MCLStore/terms.jsp)





**Notes**

- A. Performance and quality attributes and conditions not expressly stated in this specification document are intended to be excluded and do not form a part of this specification document.
- B. Electrical specifications and performance data contained in this specification document are based on Mini-Circuit's applicable established test performance criteria and measurement instructions.
- C. The parts covered by this specification document are subject to Mini-Circuits standard limited warranty and terms and conditions (collectively, "Standard Terms"); Purchasers of this part are entitled to the rights and benefits contained therein. For a full statement of the Standard Terms and the exclusive rights and remedies thereunder, please visit Mini-Circuits' website at [www.minicircuits.com/MCLStore/terms.jsp](http://www.minicircuits.com/MCLStore/terms.jsp)

