


# 3U CompactPCI Backplanes


## cBP-306X Series




cBP-3061 Front View



cBP-3064 Front View



cBP-3062A Rear View



cBP-3063 Rear View

### PICMG® 2.11 3U CompactPCI® 47-pin Power Backplanes

#### Specifications

Model Name	cBP-3061	cBP-3062A	cBP-3063	cBP-3064
PICMG®	2.0 R3.0, 2.11 R1.0			
Dimensions (mm, W x H)	40.64 x 128.7	80.28 x 128.7	120.92 x 128.7	161.56 x 128.7
Power Module Sockets	1	2	3	4
AC/DC input screw terminal DC output (ATX connector)	Yes			
Cascading Current Sharing	1	2	3	4
Cascading Voltage Sense	Yes			
Cascading Current Sharing	Dedicated voltage sense connector			
Cascading Voltage Sense	Selectable common INH#/FAL#/DEG# or separated INH# for each power module, dedicated connector			
INH#/FAL#/DEG# distribution	Built-in ATX connector			
PICMG® 2.9 IPMB Socket	No	Yes		


#### Ordering Information

Model Number	Description/Configuration
cBP-3061	PICMG® 2.11 3U cPCI 47-pin power backplane for one power module
cBP-3062A	PICMG® 2.11 3U cPCI 47-pin power backplane for two power modules
cBP-3063	PICMG® 2.11 3U cPCI 47-pin power backplane for three power modules
cBP-3064	PICMG® 2.11 3U cPCI 47-pin power backplane for four power modules


## cBP-320X[R] Series



cBP-3208 Front View



cBP-3208R Front View



cBP-3208R Rear View

### 3U CompactPCI® 32-bit Backplanes with Optional Rear I/O


#### Specifications

Model Name	cBP-3204[R]	cBP-3206[R]	cBP-3208[R]
PICMG®	2.0 R3.0, 2.1 R2.0		
Dimensions (mm, W x H)	100.7 x 128.7	141.3 x 128.7	181.9 x 128.7
Segment	One		
cPCI Bus	32-bit/33 MHz		
System Slot	Right-hand side		
System Slot Rear I/O	P2 rear I/O with AB-type shroud		
Peripheral Slot	3	5	7
Peripheral Slot Rear I/O	cBP-3204, 3206 and 3208: No rear I/O cBP-3204R, 3206R, 3208R: P2 rear I/O with AB-type shroud		
V (I/O)	3.3V or 5V selectable, factory default is 5V		
Power Connectors	ATX connector x 2, DC screw terminals		
Other Connectors	INH#, Reset, PWR_FAL#		


#### Ordering Information

Model Number	Description/Configuration
cBP-3204	3U cPCI 32-bit 4-slot backplane
cBP-3204R	3U cPCI 32-bit 4-slot backplane with rear I/O
cBP-3206	3U cPCI 32-bit 6-slot backplane
cBP-3206R	3U cPCI 32-bit 6-slot backplane with rear I/O
cBP-3208	3U cPCI 32-bit 8-slot backplane
cBP-3208R	3U cPCI 32-bit 8-slot backplane with rear I/O

## cBP-3213[R]



cBP-3213R



cBP-3213R with cBP-R3213 Rear View

### 3U CompactPCI® 32-bit 13-slot Backplanes with Optional Rear I/O

#### Specifications

Model Name	cBP-3213	cBP-3213R
PICMG®	2.0 R3.0, 2.1 R2.0, 2.11 R1.0	
Dimensions	425.7 x 128.7 (mm, W x H)	
Segment	1	
cPCI Bus	32-bit/33 MHz	
System Slot	Right-hand side	
System Slot Rear I/O	P2 rear I/O with AB-type shroud	
Peripheral Slot	12 slots (cBP-R3213 bridge board is required)	
Peripheral Slot Rear I/O	None	P2 rear I/O with AB-type shroud
Bridge	cBP-R3213 rear bridge board, TI2050 P2P bridge	
Power Socket	PICMG® 2.11 47-pin socket x 3 (for 8HP power module)	
V (I/O)	3.3 V or 5 V selectable, factory default is 5 V	
Power Connectors	AC/DC input, ATX connector x 2, DC screw terminals	
Other Connectors	INH#, Reset, PWR_FAL#, Voltage LEDs	
Chassis or Sub-systems	cPCIS-1103, 2633 series	cPCIS-1103R, 2633R
Recommended System Board	cPCI- 3700A, 3840	

#### Ordering Information

Model Number	Description/Configuration
cBP-3213	3U cPCI 32-bit 13-slot Backplane with 3 PSU sockets
cBP-3213R	3U cPCI 32-bit 13-slot Backplane with 3 PSU sockets and rear I/O
cBP-R3213	Removable rear bridge board

Note: cBP-R3213 is sold separately from cBP-3213 or cBP-3213R.